

MQ15 female 270° with cable shielded 600V AC type 3

PUR 4x1.5 or UL/CSA+drag ch. 40m

Art.No.: 7000-P8031-P124000

Weight: 6.560 kg

Country of origin: DE

Model designation: MSWDQ3L0-P12_40.0

Advantages of our MQ15 connectors:

Our MQ15 connectors are ideal for supplying power to your drives and are specially optimised for industrial environments. All connectors are 100% tested during the manufacturing process to ensure the highest quality and reliability.

The contacts are silver-plated, which ensures very good conductivity. Thanks to their high degree of protection, they are ideal for demanding industrial environments. They are also vibration-resistant, which is ensured by the vibration-proof bayonet lock.

Our connectors are resistant to oils and cooling lubricants. However, resistance to aggressive media should be tested for the specific application. Different cable lengths are available [on request](#).

Are you missing technical information? Feel free to use our [dictionary](#) and other technical details.

Product details:MQ15, 4-pole

Female angled, contact carrier 270° turned

Shielded

without cable sleeves

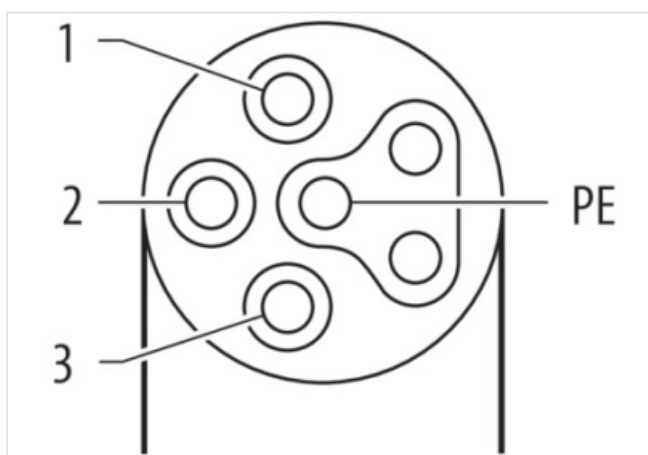
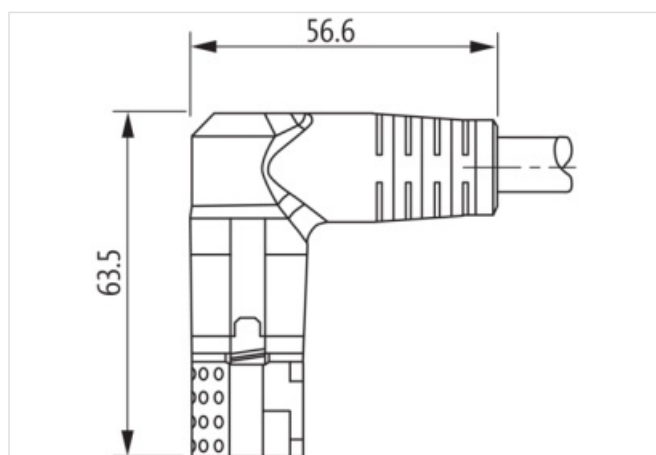
Plastic housings with good resistance against chemicals and oils.

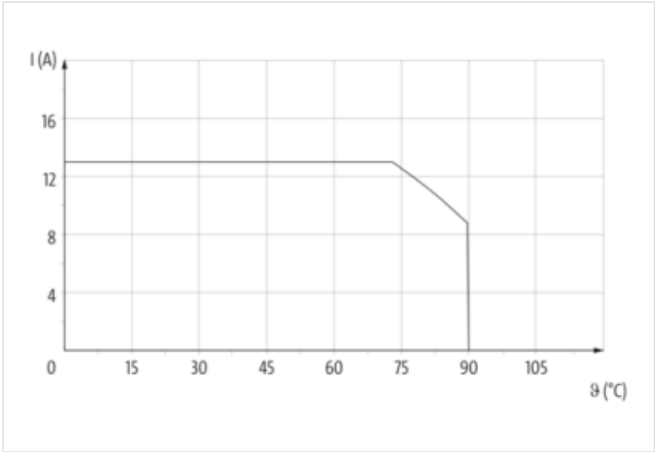
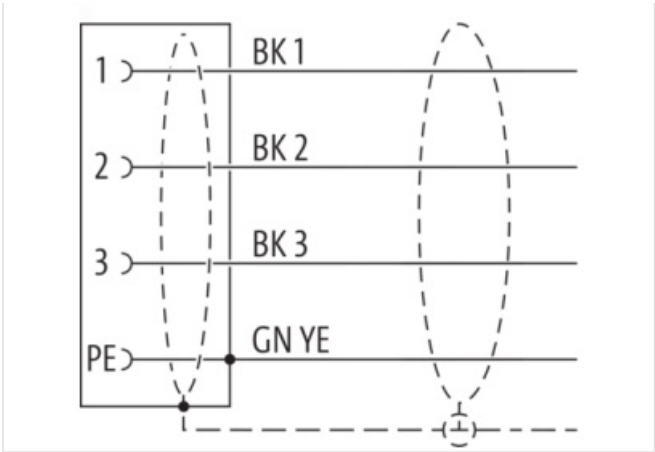
The resistance to aggressive media should be individually tested for your application. Further details on request.

Further cable lengths on request.


[Link to Product](#)

Illustration





Product may differ from Image



Header	
Material short text	MSWDQ3L0-P12_40.0
Cable length	40,00 m
Side 1	
Family construction form	MQ15
No. of poles	4
Coding	Type 3
Gender	female
Mounting method	inserted, screwed
Cable outlet	angled
Material contact	Copper alloy
Coating contact	silver-plated
Degree of protection (EN IEC 60529)	IP67
Side 2	
Stripping length (jacket)	30 mm
Commercial data	
URL Webshop	https://shop.murrelektronik.com/7000-P8031-P124000
GTIN	4048879709781

ECLASS-6.0	27279221
ECLASS-6.1	27279218
ECLASS-7.0	27279218
ECLASS-7.1	27279218
ECLASS-8.0	27279218
ECLASS-8.1	27279218
ECLASS-9.0	27060327
ECLASS-9.1	27060311
ECLASS-10.0.1	27060311
ECLASS-10.1	27060311
ECLASS-11.0	27060311
ECLASS-11.1	27060311
ECLASS-12.0	27060327
ECLASS-13.0	27060311
ECLASS-14.0	27060311
ETIM-5.0	EC001576
ETIM-6.0	EC001576
ETIM-7.0	EC001576
ETIM-8.0	EC001576
customs tariff number	85444290
EAN	4048879709781
Packaging unit	1

Electrical data | Supply

Operating voltage AC max.	600 V
Current operating per contact max.	13 A

Diagnostics

Status indication LED	No
-----------------------	----

Installation | Connection

Mating cycles min.	500
--------------------	-----

Installation | Pin assignment

Configuration	fully used
---------------	------------

Device protection | Electrical

Degree of protection (EN IEC 60529)	IP67
Additional condition protection degree	inserted, screwed
Pollution Degree	3
Rated surge voltage	6 kV
Material group (IEC 60664-1)	I

Mechanical data | Material data

Material housing	Plastic
Combustibility class housing (UL94)	HB
Material contact carrier	PA

Mechanical data | Mounting data

Looking techniques	bayonet-locking
--------------------	-----------------

Environmental characteristics | Climatic

Operating temperature min.	-25 °C
Operating temperature max.	80 °C
Additional condition temperature range	depending on cable quality

Important installation notes

Note on bending radius	Attention: Observe the permissible bending radii when laying cables, as the IP protection class can be endangered by excessive bending forces.
Note on strain relief	Protect the connectors by suitable measures from mechanical loads, e.g. by the usage of cable ties.

Conformity

Product standard	EN IEC 61076-2-116
------------------	--------------------

Installation | Cable

Cable identification	P12
Cable shielding (type)	copper braiding, bare
Cable shielding (coverage)	80 %
Wire arrangement	black 1, black 2, black 3, green-yellow
Cable weight	117 g/m
Material wire insulation	TPE
Amount wires	4
Conductor crosssection (wire)	1,5 mm ²
Material conductor wire	Stranded copper wire, bare
Outer-diameter (jacket)	8 mm
Tolerance outer diameter (sheath)	± 5 %
Nominal voltage max.	1.000 V
Withstand voltage (wire - wire)	4 kV
Withstand voltage (wire - jacket)	4 kV
Operating temperature min. (static)	-40 °C
Operating temperature max. (static)	80 °C
Operating temperature min. (dynamic)	-20 °C
Operating temperature max. (dynamic)	60 °C
Bending radius (fixed)	10 × Outer diameter
Bending radius (dynamic)	10 × Outer diameter
No. of bending cycles (C-track)	5 Mio. @ 25 °C
Travel speed (C-track)	3.3 m/s @ 25 °C
Acceleration (C-track)	5 m/s ² @ 25 °C
Torsion stress	± 15 °/m