

M12 Power male recept. T-cod. front

PUR-wires 4x1.5 0.5m

Art.No.: 7000-P7281-9440050

Weight: 0.082 kg

Country of origin: DE

Model designation: MSWATFV-T944_0.5

Flange male

M12, 4-pole

T-coded

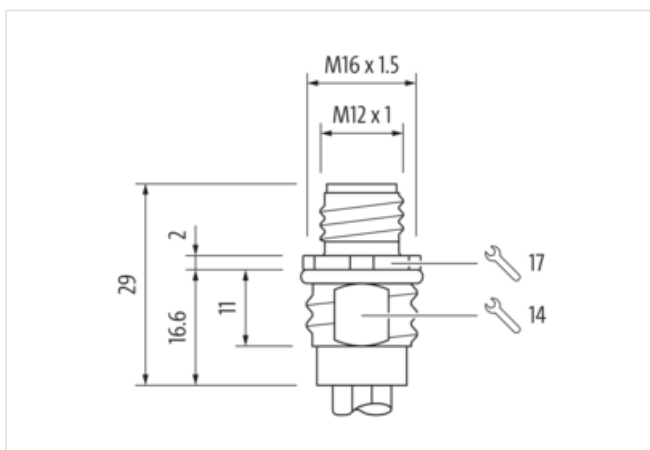

Front mounting

Power

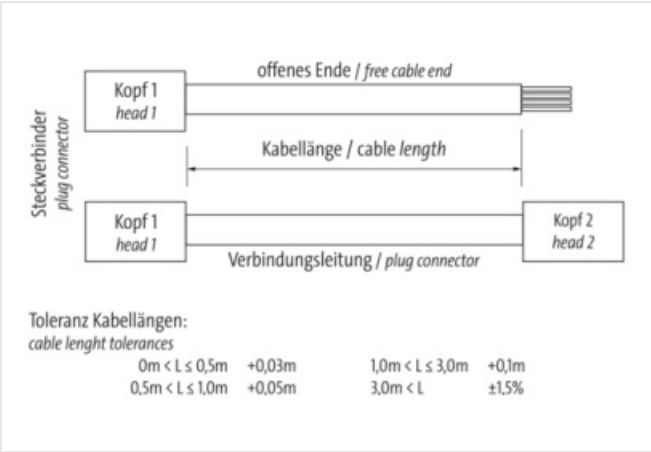
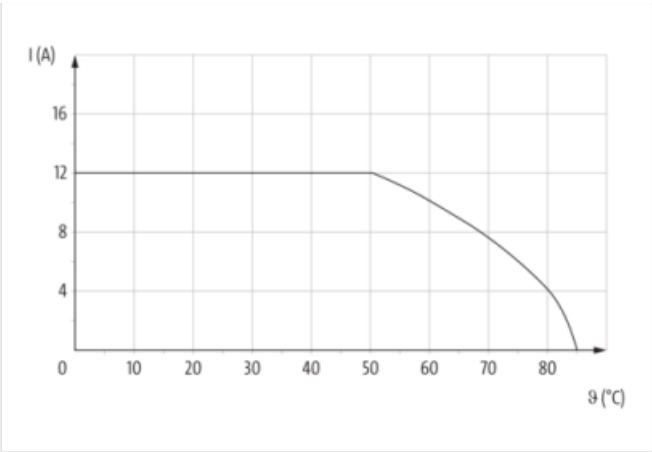
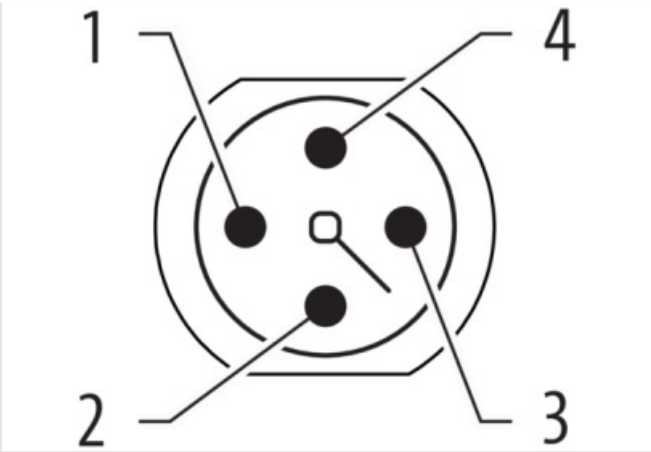
with multi-strand wire

The resistance to aggressive media should be individually tested for your application. Further details on request.

Further cable lengths on request.

[Link to Product](#)**Illustration**

1	BN
2	WH
3	BU
4	BK



Product may differ from Image



Header	
Material short text	MSWATFV-T944_0.5
Cable length	0,50 m
Side 1	
Family construction form	M12P
No. of poles	4
Coding	T
Mounting method	inserted, screwed
Threaded hole	M12 x 1
Tightening torque	0,6 Nm
Width across flats	SW17
Material contact	Copper alloy
Coating contact	gold plated
Degree of protection (EN IEC 60529)	IP67, IP65, IP69K
Commercial data	
URL Webshop	https://shop.murrelektronik.com/7000-P7281-9440050
GTIN	4048879909310

ECLASS-6.0	27279220
ECLASS-6.1	27279220
ECLASS-7.0	27440103
ECLASS-7.1	27440103
ECLASS-8.0	27440103
ECLASS-8.1	27440103
ECLASS-9.0	27440103
ECLASS-9.1	27440109
ECLASS-10.0.1	27440109
ECLASS-10.1	27440103
ECLASS-11.0	27440109
ECLASS-11.1	27440103
ECLASS-12.0	27440103
ECLASS-13.0	27440109
ECLASS-14.0	27440109
ETIM-5.0	EC002061
ETIM-6.0	EC002061
customs tariff number	85444290
EAN	4048879909310
Packaging unit	1

Electrical data | Supply

Operating voltage DC max.	63 V
Current operating per contact max.	12 A

Diagnostics

Status indication LED	No
-----------------------	----

Installation | Connection

Mounting set	M16 x 1.5
Width across flats	SW17

Device protection | Electrical

Degree of protection (EN IEC 60529)	IP67, IP65
Protection NEMA	6P, 4, 3
Additional condition protection degree	mounted, screwed
Pollution Degree	3
Rated surge voltage	1,5 kV
Material group (IEC 60664-1)	I

Mechanical data

Contour for corrugated hose	without
-----------------------------	---------

Mechanical data | Material data

Material housing	Brass
Coating housing	nickel plated
Locking material	Brass
Coating locking	nickel plated

Mechanical data | Mounting data

Mounting method	inserted, screwed
-----------------	-------------------

Environmental characteristics | Climatic

Operating temperature min.	-30 °C
Operating temperature max.	85 °C
Additional condition temperature range	depending on cable quality

Important installation notes

Note on bending radius	Attention: Observe the permissible bending radii when laying cables, as the IP protection class can be endangered by excessive bending forces.
------------------------	---

Note on strain relief

Protect the connectors by suitable measures from mechanical loads, e.g. by the usage of cable ties.

Conformity

Product standard EN IEC 61076-2-111

Approvals

UL 50E Yes

Temperature range | Cable

Cable identification	944
Wire arrangement	brown, black, blue, white
Cable weight	85 g/m
Material wire insulation	PUR
Amount wires	4
Outer diameter insulation	2,4 mm
Outer diameter tolerance core insulation	± 0,1 mm
Ingredient freeness wire insulation	CFC-free, halogen-free, lead-free
Amount strands (wire)	30
Diameter of single wires	0,25 mm
Conductor crosssection (wire)	1,5 mm ²
Material conductor wire	copper stranded wire, tinned
Conductor type (wire)	Strand class 5
Conductor resistance (wire)	13.3 Ω/km @ 20 °C
Isolation resistance	20 MΩ × km
Nominal voltage max.	900 V
Withstand voltage (wire - wire)	3.31 kV @ 60 s
Operating temperature min. (static)	-40 °C
Operating temperature max. (static)	90 °C
Operating temperature min. (dynamic)	-25 °C
Operating temperature max. (dynamic)	90 °C