

### M12 Power female 0° T-cod. with cable

PUR 4x1.5 bk UL/CSA+drag ch. 1.5m

Art.No.: 7000-P7221-7820150

Weight: 0.185 kg

Country of origin: DE

Model designation: MSWBTL0-T782\_1.5

### Advantages of our M12 power connectors:

Our M12 power connectors are ideal for supplying power to your industrial applications and are specially optimised for harsh environments. The T-coded connectors are available in 4-pin versions and offer a current carrying capacity of 12A per pin at 63V DC. They are ideal for supplying power to decentralised devices such as I/O & fieldbus modules, power supply units, fuses, motors and drives.

All Murrelektronik connectors are 100% tested during the manufacturing process to ensure the highest quality and reliability. The contacts are gold-plated, which ensures excellent conductivity. Thanks to the high degree of protection IP67 and the integrated protective conduit connection, they are ideal for demanding industrial environments. They are also vibration-resistant - this is guaranteed by the integrated vibration protection.

The M12 power connectors are designed in accordance with the IEC 61076-2-111 standard and UL-approved in accordance with 2237 (PVVA - E492831). Our connectors are resistant to oils and cooling lubricants. However, resistance to aggressive media should be tested for each specific application.

Different cable lengths are available [on request](#). Are you missing technical information? Please use our technical [dictionary](#), where you will find explanations of coding and other technical details.

### Product details: Power

Female straight

M12, 4-pole

T-coded

with cable sleeves

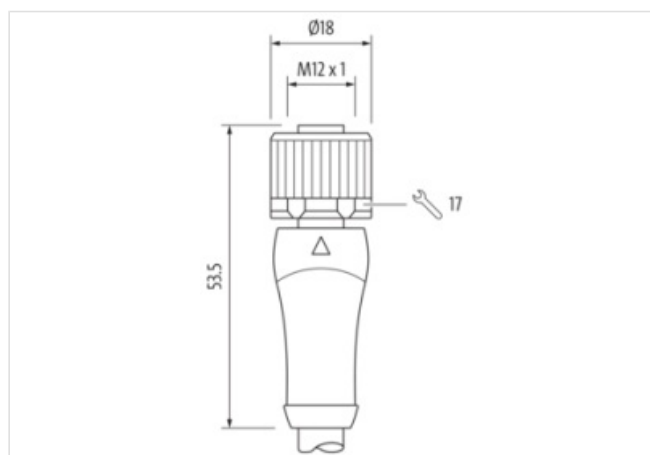
Plastic housings with good resistance against chemicals and oils.

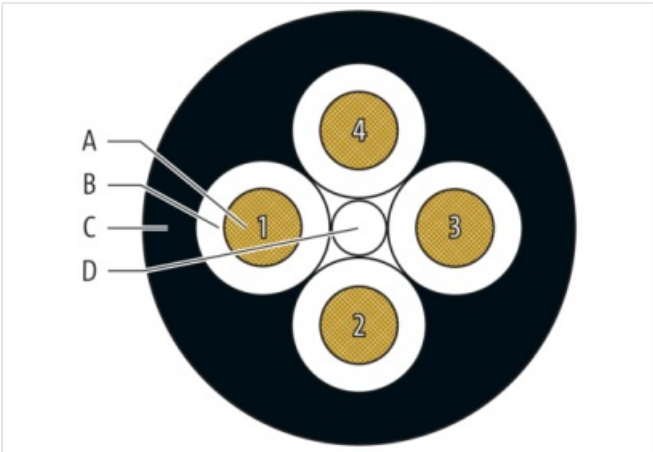
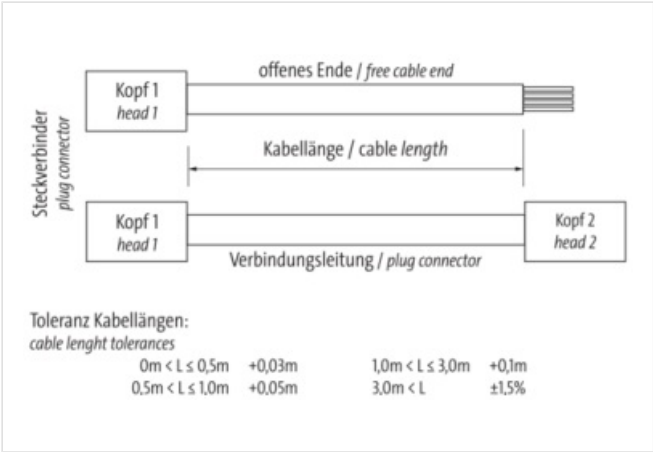
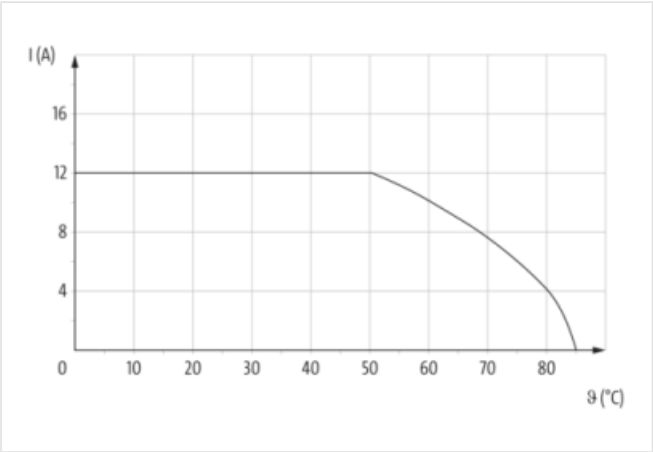
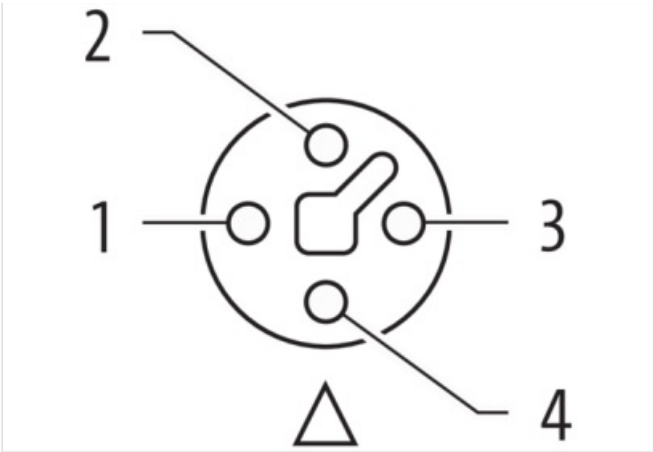
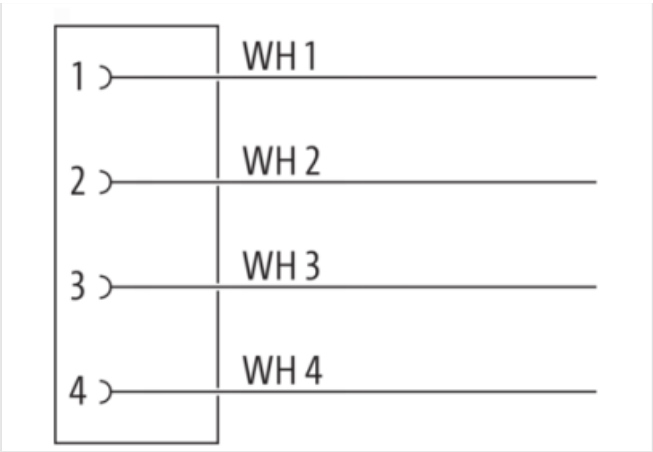
The resistance to aggressive media should be individually tested for your application. Further details on request.

Further cable lengths on request.

### Link to Product

#### Illustration





Product may differ from Image



Header	
Material short text	MSWBTLO-T782_1.5
Cable length	1,50 m
Side 1	

Family construction form	M12P
No. of poles	4
Coding	T
Gender	female
Mounting method	inserted, screwed
Threaded hole	M12 x 1
Tightening torque	0,6 Nm
Width across flats	SW17
Cable outlet	straight
suitable for corrugated tube (internal Ø)	12 mm
Material	PUR
Material contact	Copper alloy
Coating contact	gold plated
Degree of protection (EN IEC 60529)	IP65, IP66K, IP67, IP69K

#### Side 2

Family construction form	free cable end
Stripping length (jacket)	100 mm

#### Commercial data

URL Webshop	<a href="https://shop.murrelektronik.com/7000-P7221-7820150">https://shop.murrelektronik.com/7000-P7221-7820150</a>
GTIN	4048879624084
ECLASS-6.0	27279218
ECLASS-6.1	27279218
ECLASS-7.0	27279218
ECLASS-7.1	27279218
ECLASS-8.0	27279218
ECLASS-8.1	27279218
ECLASS-9.0	27060327
ECLASS-9.1	27060311
ECLASS-10.0.1	27060311
ECLASS-10.1	27060311
ECLASS-11.0	27060311
ECLASS-11.1	27060311
ECLASS-12.0	27060327
ECLASS-13.0	27060311
ECLASS-14.0	27060311
ETIM-5.0	EC001855
ETIM-6.0	EC001855
ETIM-7.0	EC001855
ETIM-8.0	EC001855
customs tariff number	85444290
EAN	4048879624084
Packaging unit	1

#### Electrical data | Supply

Operating voltage DC max.	63 V
Current operating per contact max.	12 A

#### Diagnostics

Status indication LED	No
-----------------------	----

#### Installation | Connection

Width across flats	SW17
Mating cycles min.	100

#### Device protection | Electrical

Degree of protection (EN IEC 60529)	IP65, IP66K, IP67, IP69K
-------------------------------------	--------------------------

Additional condition protection degree	inserted, screwed
--	-------------------

Pollution Degree	3
------------------	---

Rated surge voltage	1,5 kV
---------------------	--------

Material group (IEC 60664-1)	I
------------------------------	---

#### Mechanical data | Material data

Material housing	PUR
------------------	-----

Material screw connection	Brass
---------------------------	-------

Coating of fitting	nickel plated
--------------------	---------------

Material gasket	FKM
-----------------	-----

#### Mechanical data | Mounting data

Mounting method	inserted, screwed, Shaking protection
-----------------	---------------------------------------

#### Environmental characteristics | Climatic

Operating temperature min.	-30 °C
----------------------------	--------

Operating temperature max.	85 °C
----------------------------	-------

Additional condition temperature range	depending on cable quality
--	----------------------------

#### Important installation notes

Note on bending radius	<b>Attention:</b> Observe the permissible bending radii when laying cables, as the IP protection class can be endangered by excessive bending forces.
------------------------	---

Note on strain relief	Protect the connectors by suitable measures from mechanical loads, e.g. by the usage of cable ties.
-----------------------	---

#### Conformity

Product standard	EN IEC 61076-2-111
------------------	--------------------

#### Installation | Cable

Cable identification	782
----------------------	-----

Amount stranding	1
------------------	---

Stranding	Wires
-----------	-------

Filler	Yes
--------	-----

Cable weight	104 g/m
--------------	---------

Material wire insulation	PP
--------------------------	----

Amount wires	4
--------------	---

Outer diameter insulation	2,35 mm
---------------------------	---------

Outer diameter tolerance core insulation	± 0,1 mm
--	----------

Shore hardness wire insulation	70 ± 3 Shore A
--------------------------------	----------------

Ingredient freeness wire insulation	lead-free, CFC-free, halogen-free, LABS-free, silicone-free
-------------------------------------	---

Printing color of wire insulation	black (white isolation)
-----------------------------------	-------------------------

Amount strands (wire)	84
-----------------------	----

Diameter of single wires	0,15 mm
--------------------------	---------

Conductor crosssection (wire)	1,5 mm <sup>2</sup>
-------------------------------	---------------------

Material conductor wire	Stranded copper wire, bare
-------------------------	----------------------------

Conductor type (wire)	strand class 6
-----------------------	----------------

Outer-diameter (jacket)	7,7 mm
-------------------------	--------

Tolerance outer diameter (sheath)	± 5 %
-----------------------------------	-------

Material jacket	PUR
-----------------	-----

Shore hardness jacket	90 ± 3 Shore A
-----------------------	----------------

Freedom from ingredients (jacket)	lead-free, CFC-free, halogen-free, LABS-free, silicone-free
-----------------------------------	---

Conductor resistance (wire)	13.3 Ω/km @ 20 °C
-----------------------------	-------------------

Isolation resistance	500 MΩ × km
----------------------	-------------

Nominal voltage max.	300 V
----------------------	-------

Withstand voltage (wire - wire)	2 kV @ 60 s
---------------------------------	-------------

Withstand voltage (wire - jacket)	2 kV @ 60 s
-----------------------------------	-------------

Current load capacity (standard)	to DIN VDE 0298-4
----------------------------------	-------------------

Current load capacity max. (wire)	14,4 A
Operating temperature min. (static)	-40 °C
Operating temperature max. (static)	80 °C
Operating temperature min. (dynamic)	-30 °C
Operating temperature max. (dynamic)	80 °C
Operating temperature min. (drag chain)	-20 °C
Operating temperature max. (drag chain)	80 °C
Bending radius (fixed)	5 × Outer diameter
Bending radius (dynamic)	10 × Outer diameter
No. of bending cycles (C-track)	5 Mio. @ 25 °C
Traversing distance (C-track)	5 m @ 25 °C   vertical
Travel speed (C-track)	3.33 m/s
Acceleration (C-track)	20 m/s² @ 25 °C
No. of torsion cycles	2 Mio.
Torsion stress	± 180 °/m
Torsion speed	35 cycles/min