

M12 Power male recept. L-cod. rear

PUR-wires 4x1.5 1.5m

Art.No.: 7000-P4185-9440150

Weight: 0.175 kg

Country of origin: DE

Model designation: MSWALFH-T944_1.5

Power

Flange male

M12, 4-pole

L-coded

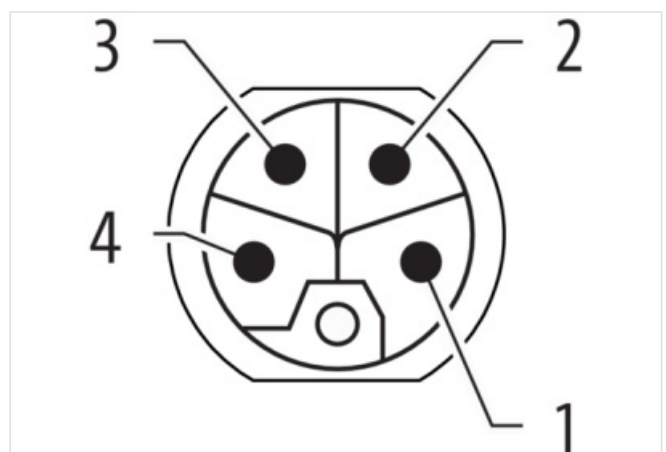
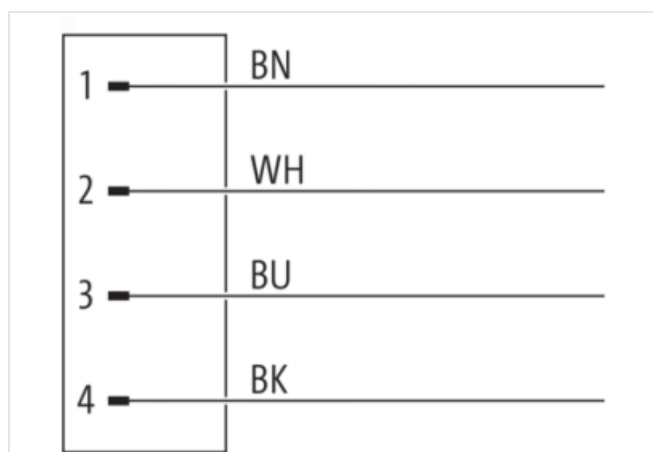
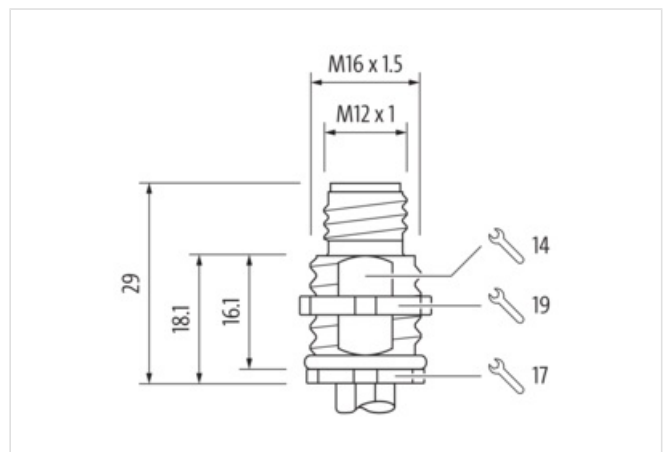
Rear mounting

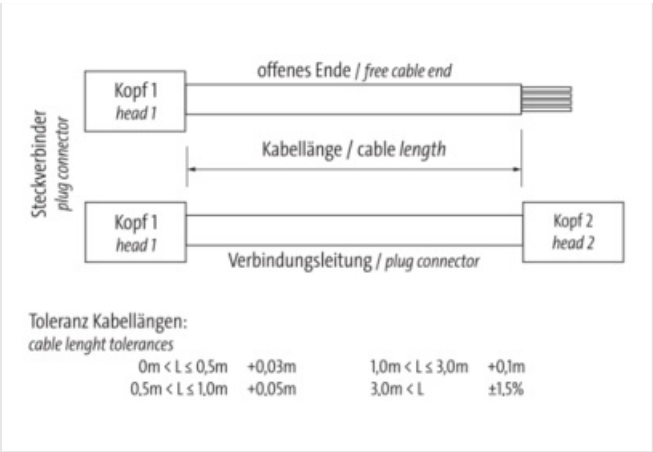
with multi-strand wire

Fastening nut included in the delivery

The resistance to aggressive media should be individually tested for your application. Further details on request.

Further cable lengths on request.

[Link to Product](#)**Illustration**



Product may differ from Image



Header	
Material short text	MSWALFH-T944_1.5
Cable length	1,50 m
Side 1	
Family construction form	M12P
No. of poles	4
Coding	L
Mounting method	inserted, mounted
Threaded hole	M12 x 1
Tightening torque	0.6 Nm
Width across flats	SW17
Material contact	Copper alloy
Coating contact	gold plated
Degree of protection (EN IEC 60529)	IP65, IP67, IP69K
Commercial data	
URL Webshop	https://shop.murrelektronik.com/7000-P4185-9440150
GTIN	4048879892353
ECLASS-6.0	27279220
ECLASS-6.1	27279220
ECLASS-7.0	27440103
ECLASS-7.1	27440103
ECLASS-8.0	27440103
ECLASS-8.1	27440103
ECLASS-9.0	27440103
ECLASS-9.1	27440109
ECLASS-10.0.1	27440109
ECLASS-10.1	27440103
ECLASS-11.0	27440109
ECLASS-11.1	27440103
ECLASS-12.0	27440103
ECLASS-13.0	27440109
ECLASS-14.0	27440109
ETIM-5.0	EC002061

ETIM-6.0	EC002061
customs tariff number	85444290
EAN	4048879892353
Packaging unit	1
Electrical data Supply	
Operating voltage DC max.	63 V
Current operating per contact max.	12 A
Diagnostics	
Status indication LED	no
Installation Connection	
Mounting set	M16 x 1.5
Width across flats	SW19
Device protection Electrical	
Degree of protection (EN IEC 60529)	IP67, IP65
Protection NEMA	6P, 4, 3
Additional condition protection degree	mounted, screwed
Pollution Degree	3
Rated surge voltage	1.5 kV
Material group (IEC 60664-1)	I
Mechanical data	
Contour for corrugated hose	without
Mechanical data Material data	
Material housing	Brass
Coating housing	nickel plated
Locking material	Brass
Coating locking	nickel plated
Mechanical data Mounting data	
Mounting method	inserted, screwed
Environmental characteristics Climatic	
Operating temperature min.	-30 °C
Operating temperature max.	85 °C
Additional condition temperature range	depending on cable quality
Important installation notes	
Note on bending radius	Attention: Observe the permissible bending radii when laying cables, as the IP protection class can be endangered by excessive bending forces.
Note on strain relief	Protect the connectors by suitable measures from mechanical loads, e.g. by the usage of cable ties.
Conformity	
Product standard	EN IEC 61076-2-111
Approvals	
UL 50E	yes
Temperature range Cable	
Cable identification	944
Wire arrangement	brown, Black, blue, white
Cable weight	85 g/m
Material wire insulation	PUR
Amount wires	4
Outer diameter insulation	2.4 mm
Outer diameter tolerance core insulation	± 0.1 mm
Ingredient freeness wire insulation	CFC-free, halogen-free, lead-free
Amount strands (wire)	30

Diameter of single wires	0.25 mm
Conductor crossection (wire)	1.5 mm ²
Material conductor wire	copper stranded wire, tinned
Conductor type (wire)	Strand class 5
Conductor resistance (wire)	13.3 Ω/km @ 20 °C
Isolation resistance	20 MΩ × km
Nominal voltage max.	900 V
Withstand voltage (wire - wire)	3.31 kV @ 60 s
Operating temperature min. (static)	-40 °C
Operating temperature max. (static)	90 °C
Operating temperature min. (dynamic)	-25 °C
Operating temperature max. (dynamic)	90 °C