

**M8 male 0° / M8 female 0° A-cod. shielded**

PUR 1x4xAWG26 shielded gn UL/CSA+drag ch. 1.5m

Art.No.: 7000-89831-7910150

Weight: 0.062 kg

Country of origin: CZ

Model designation: MSFL0-H-T791\_1.5-ZE

**Advantages of our connectors:**

Our connectors are versatile and specially optimised for industrial environments. All connectors are 100% tested during the manufacturing process to ensure the highest quality and reliability.

The contacts are gold-plated, which ensures optimum conductivity. Thanks to the high degree of protection, the connectors are ideal for demanding industrial environments. They are also vibration-resistant - this is ensured by the union nut with vibration protection.

Our connectors are resistant to oils and cooling lubricants, but resistance to aggressive media should be tested for each specific application. Different cable lengths available [on request](#)

If you are missing technical information? Please feel free to use our [dictionary](#) to find more technical details.

**Product details:**

EtherCAT

Male straight – female straight

M8 – M8, 4-pole

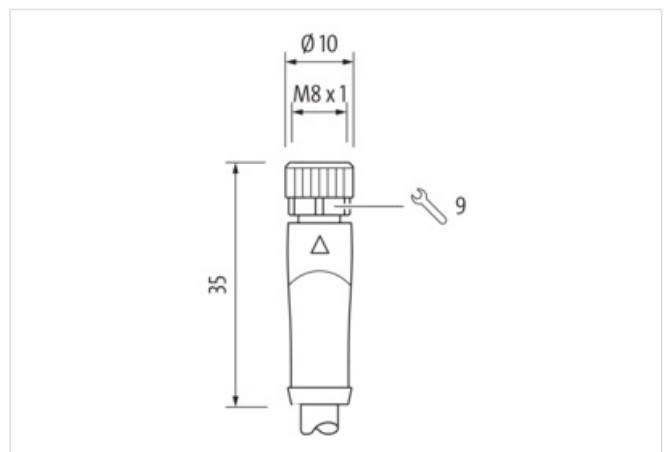

A-coded

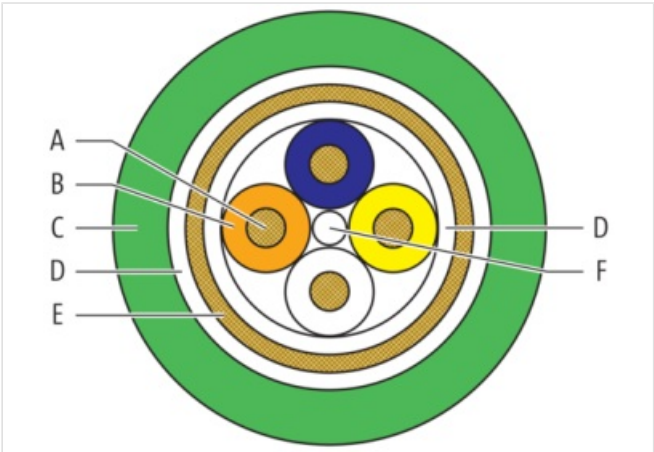
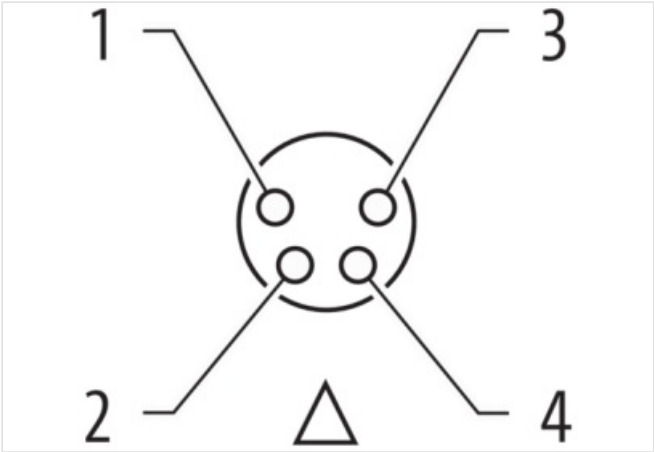
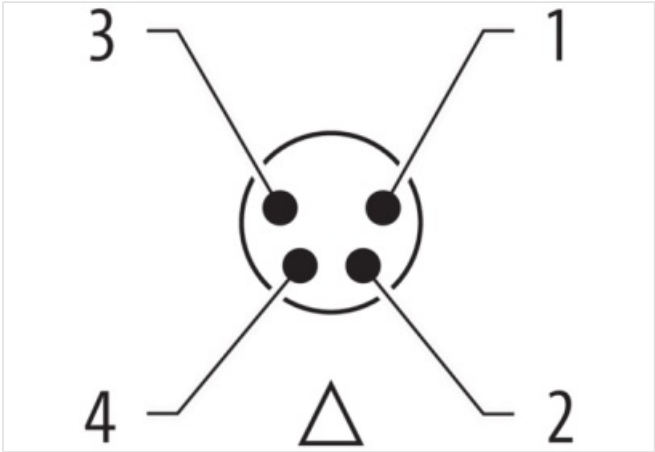
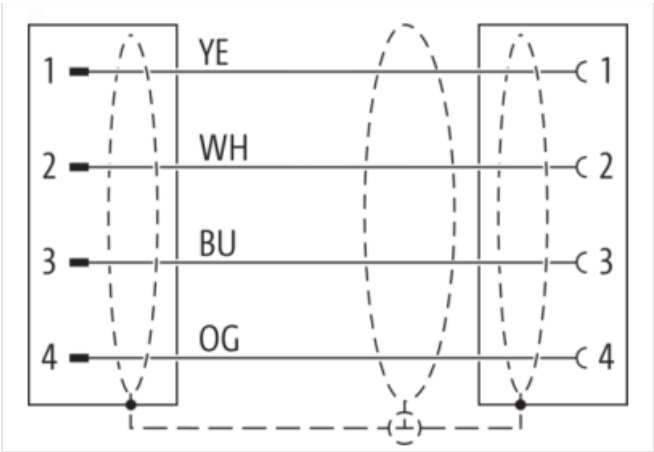
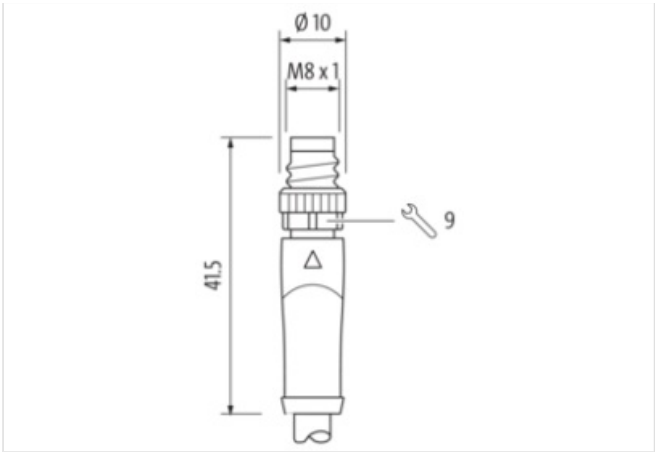
Shielded

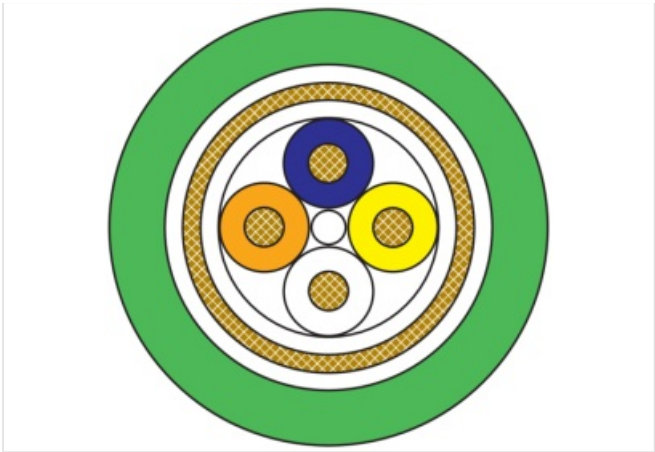
Further cable lengths on request.

Plastic housings with good resistance against chemicals and oils.

The resistance to aggressive media should be individually tested for your application. Further details on request.

**[Link to Product](#)****Illustration**





Product may differ from Image



Header	
Material short text	MSFL0-H-T791_1.5-ZE
Cable length	1,50 m
Side 1	
Family construction form	M8
No. of poles	4
Coding	A
Gender	male
Mounting method	inserted, screwed
Threaded hole	M8 x 1
Tightening torque	0,4 Nm
Width across flats	SW9
Cable outlet	straight
suitable for corrugated tube (internal Ø)	8,5 mm
Side 2	
Family construction form	M8
No. of poles	4
Coding	A
Gender	Female
Mounting method	inserted, screwed
Threaded hole	M8 x 1
Tightening torque	0,4 Nm
Width across flats	SW9
Cable outlet	straight
suitable for corrugated tube (internal Ø)	8,5 mm
Commercial data	
URL Webshop	<a href="https://shop.murrelektronik.com/7000-89831-7910150">https://shop.murrelektronik.com/7000-89831-7910150</a>
GTIN	4048879528689
ECLASS-6.0	27061801
ECLASS-6.1	27060307
ECLASS-7.0	27060307
ECLASS-7.1	27060307
ECLASS-8.0	27060307

ECLASS-8.1	27060307
ECLASS-9.0	27060307
ECLASS-9.1	27060307
ECLASS-10.0.1	27060307
ECLASS-10.1	27060307
ECLASS-11.0	27060307
ECLASS-11.1	27060307
ECLASS-12.0	27060307
ECLASS-13.0	27060307
ECLASS-14.0	27060307
ETIM-5.0	EC001855
ETIM-6.0	EC001855
ETIM-7.0	EC001855
ETIM-8.0	EC001855
customs tariff number	85444290
EAN	4048879528689
Packaging unit	1
customs tariff number	85444290
EAN	4048879528689
Packaging unit	1

**Electrical data | Supply**

Operating voltage DC max.	60 V
Current operating per contact max.	1,5 A

**Industrial Communication**

Transfer parameters	With reference to CAT5, Class D (ISO/IEC 11801)
---------------------	-------------------------------------------------

**Device protection | Electrical**

Degree of protection (EN IEC 60529)	IP67
Additional condition protection degree	inserted, screwed
Pollution Degree	3
Rated surge voltage	1,5 kV
Material group (IEC 60664-1)	I

**Mechanical data | Material data**

Material housing	PUR
Locking material	Zinc die-casting
Coating locking	Nickeled
Material gasket	FKM

**Mechanical data | Mounting data**

Mounting method	inserted, screwed, Shaking protection
-----------------	---------------------------------------

**Environmental characteristics | Climatic**

Operating temperature min.	-30 °C
Operating temperature max.	85 °C
Additional condition temperature range	depending on cable quality

**Important installation notes**

Note on bending radius	<b>Attention:</b> Observe the permissible bending radii when laying cables, as the IP protection class can be endangered by excessive bending forces.
Note on strain relief	Protect the connectors by suitable measures from mechanical loads, e.g. by the usage of cable ties.

**Conformity**

Product standard	EN/IEC 61076-2-104 (M8)
------------------	-------------------------

**Installation | Cable**

Cable identification	791
Function cable	Data

Amount stranding	1
Stranding	Wires
Cable shielding (type)	copper braid, tinned
Cable shielding (coverage)	85 %
Banding	Fiber tape, Fleece, Foil
Filler	Yes
Cable weight	34 g/m
Material wire insulation	PP
Amount wires	4
Outer diameter insulation	1,04 mm
Outer diameter tolerance core insulation	± 0,05 mm
Shore hardness wire insulation	55 ± 3 Shore D
Ingredient freeness wire insulation	CFC-free, halogen-free, lead-free
Amount strands (wire)	19
Diameter of single wires	38 AWG
Conductor crosssection (wire)	26 AWG
Material conductor wire	Stranded copper wire, bare
Outer-diameter (jacket)	4,9 mm
Tolerance outer diameter (sheath)	± 5 %
Material jacket	PUR
Shore hardness jacket	90 ± 3 Shore A
Freedom from ingredients (jacket)	CFC-free, halogen-free, lead-free
Conductor resistance (wire)	140 Ω/km
Electric capacitance	51.000 pF/km
Isolation resistance	5.000 MΩ × km
Nominal voltage max.	125 V
Withstand voltage (wire - wire)	0.7 kV @ 60 s
Withstand voltage (wire - jacket)	0.7 kV @ 60 s
Withstand voltage (wire - shield)	0.7 kV @ 60 s
Current load capacity (standard)	to DIN VDE 0298-4
Current load capacity max. (wire)	2,4 A
Characteristic impedance	100 Ω 15 MHz
Operating temperature min. (static)	-40 °C
Operating temperature max. (static)	80 °C
Operating temperature min. (dynamic)	-30 °C
Operating temperature max. (dynamic)	70 °C
Bending radius (fixed)	7.5 × Outer diameter
Bending radius (dynamic)	12.5 × Outer diameter
No. of bending cycles (C-track)	5 Mio. @ 25 °C
Traversing distance (C-track)	5 m @ 25 °C
Travel speed (C-track)	3 m/s @ 25 °C
Acceleration (C-track)	5 m/s² @ 25 °C