

RJ45 male 0° / RJ45 male 0° shielded

FRNC/LS0H 4x2xAWG27 shielded gr UL 1m

Art.No.: 7000-74711-7780100

Weight: 0.062 kg

Country of origin: HU

Model designation: MSRAL0-RA-8p8c778_1.0

Ethernet CAT6A

Male straight – male straight

RJ45 – RJ45, 8-pole

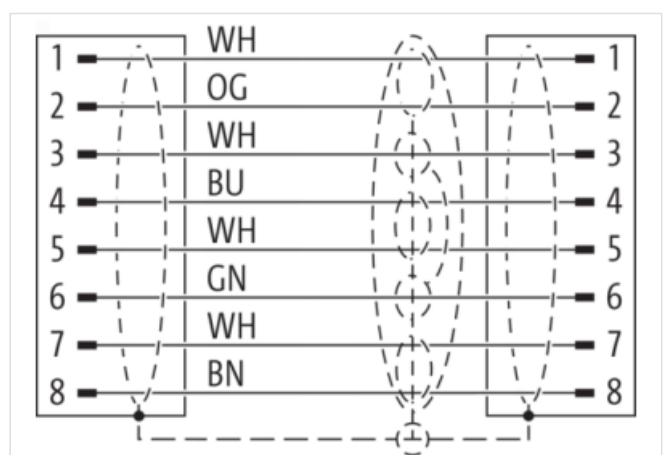
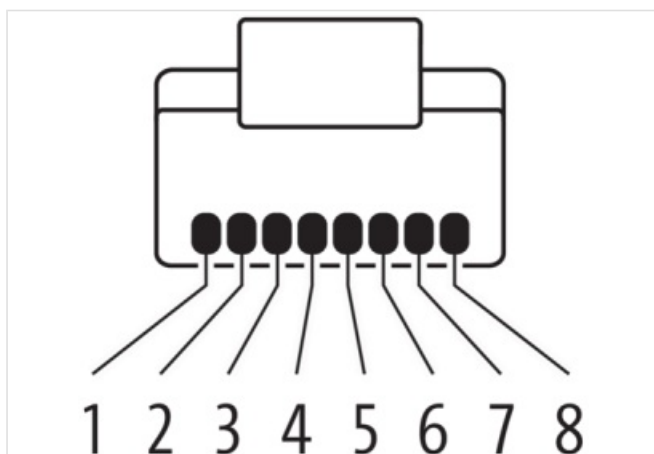
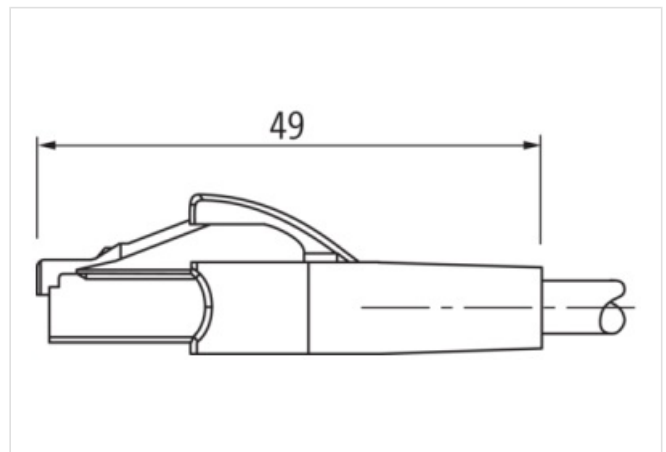

Shielded

without cable sleeves

Further cable lengths on request.

Plastic housings with good resistance against chemicals and oils.

The resistance to aggressive media should be individually tested for your application. Further details on request.

[Link to Product](#)**Illustration**



Product may differ from Image



Header	
Material short text	MSRAL0-RA-8p8c778_1.0
Cable length	1,00 m
Side 1	
Family construction form	RJ45
No. of poles	8
Gender	male
Mounting method	inserted
Cable outlet	straight
Degree of protection (EN IEC 60529)	IP20
Side 2	
Family construction form	RJ45
No. of poles	8
Gender	male
Mounting method	inserted
Cable outlet	straight
Degree of protection (EN IEC 60529)	IP20
Commercial data	
URL Webshop	https://shop.murrelektronik.com/7000-74711-7780100
GTIN	4048879570466
ECLASS-6.0	27061801
ECLASS-6.1	27060307
ECLASS-7.0	27060307
ECLASS-7.1	27060307
ECLASS-8.0	27060307
ECLASS-8.1	27060307
ECLASS-9.0	27060307
ECLASS-9.1	27060307
ECLASS-10.0.1	27060307
ECLASS-10.1	27060307
ECLASS-11.0	27060307
ECLASS-11.1	27060307
ECLASS-12.0	27060307

ECLASS-13.0	27060307
ECLASS-14.0	27060307
ETIM-5.0	EC002599
ETIM-6.0	EC002599
ETIM-7.0	EC002599
ETIM-8.0	EC002599
customs tariff number	85444210
EAN	4048879570466
Packaging unit	1

Electrical data | Supply

Operating voltage DC max.	60 V
Current operating per contact max.	1,5 A
Operating voltage DC max. (UL-listed)	25 V

Industrial Communication

Data transmission rate max.	10 Gbit/s
Transfer parameters	CAT6A

Diagnostics

Status indication LED	No
-----------------------	----

Device protection | Electrical

Degree of protection (EN IEC 60529)	IP20
Pollution Degree	3
Rated surge voltage	1 kV
Material group (IEC 60664-1)	I

Mechanical data

Contour for corrugated hose	without
-----------------------------	---------

Mechanical data | Material data

Material housing	PUR
Locking material	PA

Mechanical data | Mounting data

Looking techniques	Snap-in connector
--------------------	-------------------

Environmental characteristics | Climatic

Operating temperature min.	-25 °C
Operating temperature max.	85 °C
Additional condition temperature range	depending on cable quality

Important installation notes

Note on bending radius	Attention: Observe the permissible bending radii when laying cables, as the IP protection class can be endangered by excessive bending forces.
Note on strain relief	Protect the connectors by suitable measures from mechanical loads, e.g. by the usage of cable ties.

Installation | Cable

Cable identification	778
Stranding	4 × 2 wires stranded
Stranding (type 2)	1 × 4 stranding combinations stranded
Cable shielding (type)	copper braiding, bare
Pair shielding (type)	Metal foil
Banding	Foil
Wire arrangement	(white, brown), (white, blue), (white, orange), (white, green)
Cable weight	43 g/m
Material wire insulation	cell polyethylene
Amount wires	8
Outer diameter insulation	1 mm
Outer diameter tolerance core insulation	± 0,05 mm

Ingredient freeness wire insulation	lead-free, CFC-free, halogen-free
Amount strands (wire)	7
Diameter of single wires	35 AWG
Conductor crosssection (wire)	27 AWG
Material conductor wire	Stranded copper wire, bare
Outer-diameter (jacket)	6 mm
Tolerance outer diameter (sheath)	± 5 %
Material jacket	FRNC
Freedom from ingredients (jacket)	lead-free, CFC-free, halogen-free
Electric capacitance	44.000 pF/km
Isolation resistance	5 GΩ × km
Nominal voltage max.	125 V
Withstand voltage (wire - wire)	2.5 kV @ 2 s
Withstand voltage (wire - jacket)	2.5 kV @ 2 s
Withstand voltage (wire - shield)	2.5 kV @ 2 s
Rated surge voltage	20 kV
Current load capacity (standard)	to DIN VDE 0298-4
Current load capacity max. (wire)	1,3 A
Characteristic impedance	100 Ω ± 5 % @ 100 MHz
Operating temperature min. (static)	-20 °C
Operating temperature max. (static)	60 °C
Operating temperature min. (dynamic)	-20 °C
Operating temperature max. (dynamic)	60 °C
Storage temperature min.	-20 °C
Storage temperature max.	60 °C
Flame resistance	IEC 60332-1-2, IEC 60332-2-2, IEC 60332-3-24, IEC 60754-2, IEC 61034-1, IEC 61034-2, UL 2556 § 9.4
Bending radius (dynamic)	4 × Outer diameter