

**RJ45 male 0° / RJ45 male 0° shielded**

FRNC/LS0H 4x2xAWG27 shielded gr UL 0,3m

Art.No.: 7000-74711-7780030

Weight: 0.029 kg

Country of origin: HU

Model designation: MSRAL0-RA-8p8c778\_0.3

Ethernet CAT6A

Male straight – male straight

RJ45 – RJ45, 8-pole

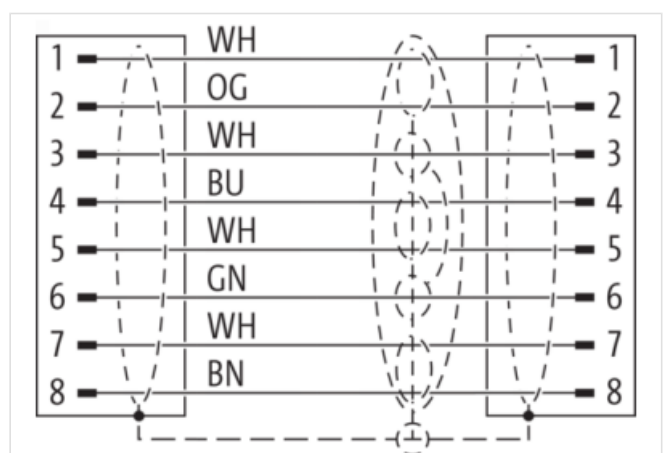
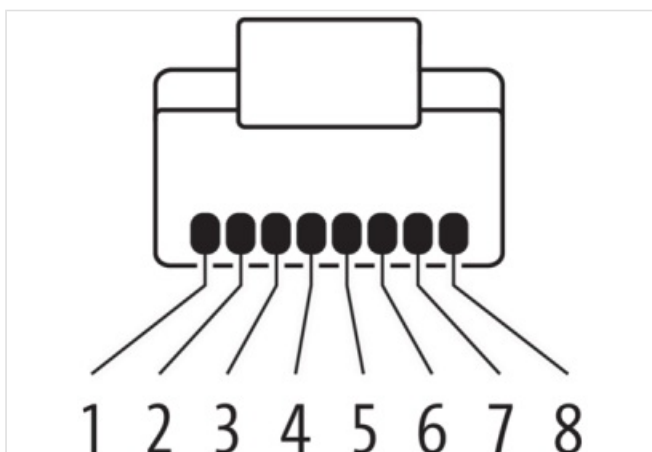
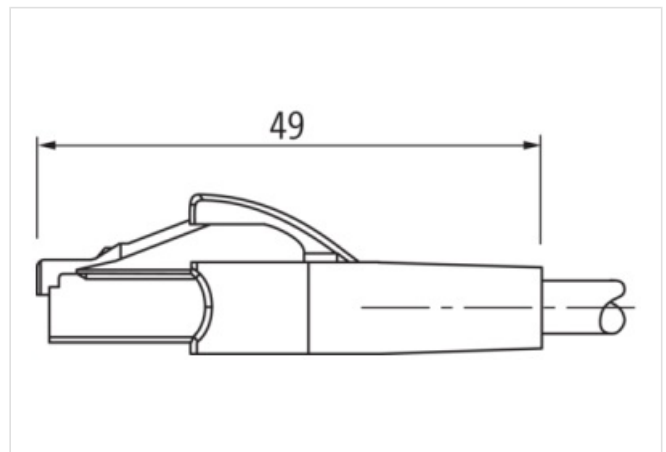

Shielded

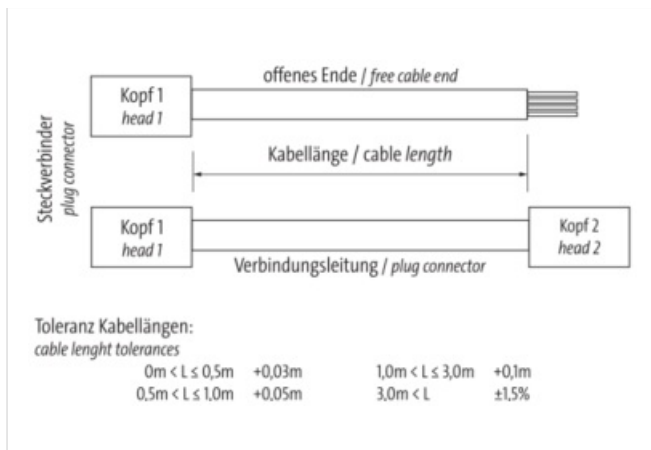
without cable sleeves

Further cable lengths on request.

Plastic housings with good resistance against chemicals and oils.

The resistance to aggressive media should be individually tested for your application. Further details on request.

[Link to Product](#)**Illustration**



Product may differ from Image

**Header**

Material short text	MSRAL0-RA-8p8c778_0.3
Cable length	0,30 m

**Side 1**

Family construction form	RJ45
No. of poles	8
Gender	male
Mounting method	inserted
Cable outlet	straight
Degree of protection (EN IEC 60529)	IP20

**Side 2**

Family construction form	RJ45
No. of poles	8
Gender	male
Mounting method	inserted
Cable outlet	straight
Degree of protection (EN IEC 60529)	IP20

**Commercial data**

URL Webshop	<a href="https://shop.murrelektronik.com/7000-74711-7780030">https://shop.murrelektronik.com/7000-74711-7780030</a>
GTIN	4048879570442
ECLASS-6.0	27061801
ECLASS-6.1	27060307
ECLASS-7.0	27060307
ECLASS-7.1	27060307
ECLASS-8.0	27060307
ECLASS-8.1	27060307
ECLASS-9.0	27060307
ECLASS-9.1	27060307
ECLASS-10.0.1	27060307
ECLASS-10.1	27060307
ECLASS-11.0	27060307
ECLASS-11.1	27060307
ECLASS-12.0	27060307

ECLASS-13.0	27060307
ECLASS-14.0	27060307
ETIM-5.0	EC002599
ETIM-6.0	EC002599
ETIM-7.0	EC002599
ETIM-8.0	EC002599
customs tariff number	85444210
EAN	4048879570442
Packaging unit	1
<b>Electrical data   Supply</b>	
Operating voltage DC max.	60 V
Current operating per contact max.	1,5 A
Operating voltage DC max. (UL-listed)	25 V
<b>Industrial Communication</b>	
Data transmission rate max.	10 Gbit/s
Transfer parameters	CAT6A
<b>Diagnostics</b>	
Status indication LED	No
<b>Device protection   Electrical</b>	
Degree of protection (EN IEC 60529)	IP20
Pollution Degree	3
Rated surge voltage	1 kV
Material group (IEC 60664-1)	I
<b>Mechanical data</b>	
Contour for corrugated hose	without
<b>Mechanical data   Material data</b>	
Material housing	PUR
Locking material	PA
<b>Mechanical data   Mounting data</b>	
Looking techniques	Snap-in connector
<b>Environmental characteristics   Climatic</b>	
Operating temperature min.	-25 °C
Operating temperature max.	85 °C
Additional condition temperature range	depending on cable quality
<b>Important installation notes</b>	
Note on bending radius	<b>Attention:</b> Observe the permissible bending radii when laying cables, as the IP protection class can be endangered by excessive bending forces.
Note on strain relief	Protect the connectors by suitable measures from mechanical loads, e.g. by the usage of cable ties.
<b>Installation   Cable</b>	
Cable identification	778
Stranding	4 × 2 wires stranded
Amount stranding (type 2)	1
Stranding (type 2)	1 × 4 stranding combinations stranded
Cable shielding (type)	copper braiding, bare
Pair shielding (type)	Metal foil
Banding	Foil
Wire arrangement	(white, brown), (white, blue), (white, orange), (white, green)
Cable weight	43 g/m
Material wire insulation	cell polyethylene
Amount wires	8
Outer diameter insulation	1 mm

Outer diameter tolerance core insulation	± 0,05 mm
Ingredient freeness wire insulation	lead-free, CFC-free, halogen-free
Amount strands (wire)	7
Diameter of single wires	35 AWG
Conductor crosssection (wire)	27 AWG
Material conductor wire	Stranded copper wire, bare
Outer-diameter (jacket)	6 mm
Tolerance outer diameter (sheath)	± 5 %
Material jacket	FRNC
Freedom from ingredients (jacket)	lead-free, CFC-free, halogen-free
Electric capacitance	44.000 pF/km
Isolation resistance	5 GΩ × km
Nominal voltage max.	125 V
Withstand voltage (wire - wire)	2.5 kV @ 2 s
Withstand voltage (wire - jacket)	2.5 kV @ 2 s
Withstand voltage (wire - shield)	2.5 kV @ 2 s
Rated surge voltage	20 kV
Current load capacity (standard)	to DIN VDE 0298-4
Current load capacity max. (wire)	1,3 A
Characteristic impedance	100 Ω ± 5 % @ 100 MHz
Operating temperature min. (static)	-20 °C
Operating temperature max. (static)	60 °C
Operating temperature min. (dynamic)	-20 °C
Operating temperature max. (dynamic)	60 °C
Storage temperature min.	-20 °C
Storage temperature max.	60 °C
Flame resistance	IEC 60332-1-2, IEC 60332-2-2, IEC 60332-3-24, IEC 60754-2, IEC 61034-1, IEC 61034-2, UL 2556 § 9.4
Bending radius (dynamic)	4 × Outer diameter