

**M12 male 0° X-cod. / RJ45 male 0° shielded**

PUR 4x2xAWG26 shielded gn UL/CSA 2m

Art.No.: 7000-51101-7900200

Weight: 0.123 kg

Country of origin: CZ

Model designation: MSXAL0-RA-08D790\_2.0-ZS

Product fulfills requirements according to UN/ECE R118

Male straight – male straight

M12 – RJ45, 8-pole

X-coded

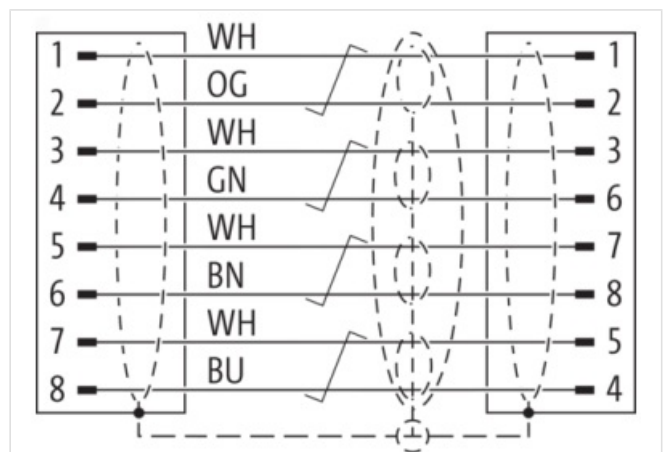
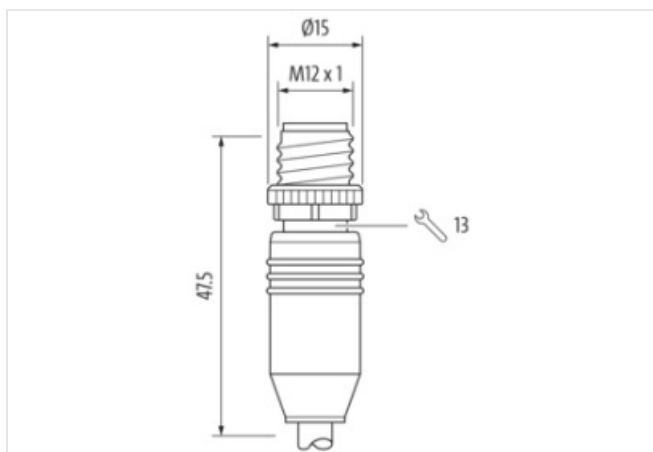
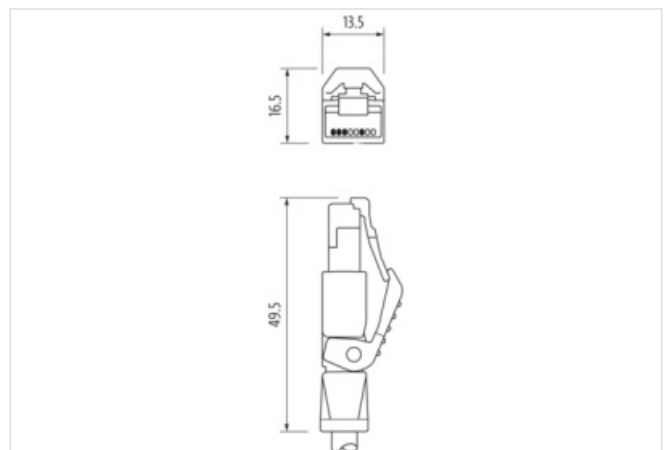
Shielded

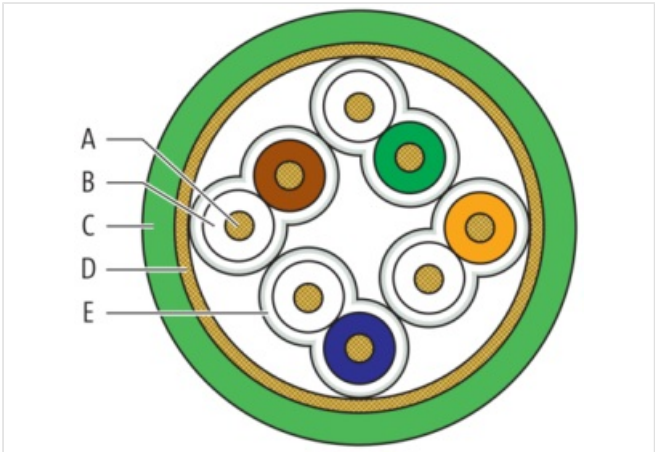

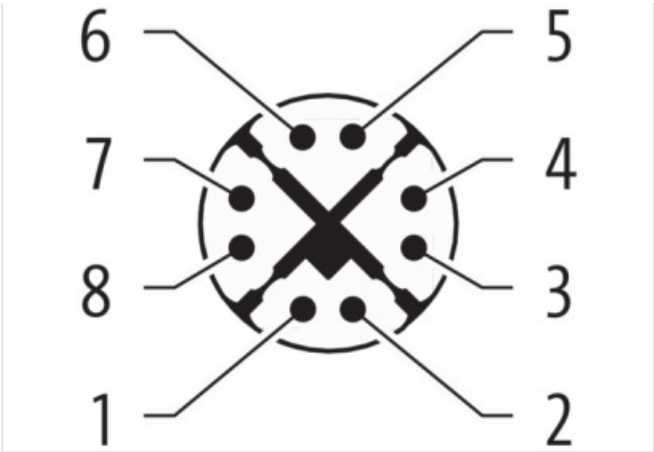
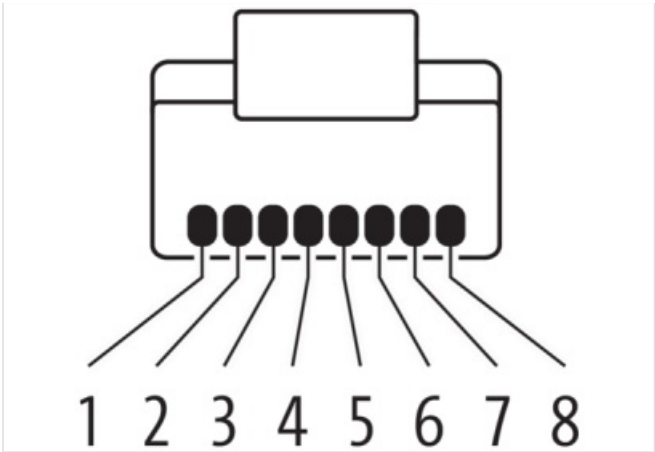
Transmission properties with channel transmission up to 50 m

Further cable lengths on request.

Plastic housings with good resistance against chemicals and oils.

The resistance to aggressive media should be individually tested for your application. Further details on request.

[Link to Product](#)**Illustration**



Product may differ from Image



Header

Material short text	MSXAL0-RA-08D790_2.0-ZS
Cable length	2,00 m

**Side 1**

Family construction form	M12
No. of poles	8
Coding	X
Gender	male
Mounting method	pluggable, screwed
Threaded hole	M12 x 1
Tightening torque	0,6 Nm
Width across flats	SW13
Cable outlet	straight
Material	PUR
Material contact	Copper alloy
Coating contact	gold plated
Degree of protection (EN IEC 60529)	IP67, IP66K

**Side 2**

Family construction form	RJ45
No. of poles	8
Gender	male
Mounting method	pluggable
Cable outlet	straight
Material	PUR
Degree of protection (EN IEC 60529)	IP20

**Commercial data**

URL Webshop	<a href="https://shop.murrelektronik.com/7000-51101-7900200">https://shop.murrelektronik.com/7000-51101-7900200</a>
GTIN	4048879642941
ECLASS-6.0	27061801
ECLASS-6.1	27060307
ECLASS-7.0	27060307
ECLASS-7.1	27060307
ECLASS-8.0	27060307
ECLASS-8.1	27060307
ECLASS-9.0	27060307
ECLASS-9.1	27060307
ECLASS-10.0.1	27060307
ECLASS-10.1	27060307
ECLASS-11.0	27060307
ECLASS-11.1	27060307
ECLASS-12.0	27060307
ECLASS-13.0	27060307
ECLASS-14.0	27060307
ETIM-5.0	EC002599
ETIM-6.0	EC002599
ETIM-7.0	EC002599
ETIM-8.0	EC002599
customs tariff number	85444290
EAN	4048879642941
Packaging unit	1

**Electrical data | Supply**

Operating voltage DC max.	60 V
Current operating per contact max.	0,5 A

**Industrial Communication**

Data transmission rate max.	10 Gbit/s
-----------------------------	-----------

## Transfer parameters

CAT6, Class EA (ISO/IEC 11801:2002), (EN 50173-1)

Diagnostics	
Status indication LED	No
Device protection   Electrical	
Pollution Degree	3
Rated surge voltage	1 kV
Material group (IEC 60664-1)	I
Mechanical data	
Contour for corrugated hose	without
Mechanical data   Material data	
Locking material	Zinc die-casting
Locking screw coating	Nickeled
Mechanical data   Mounting data	
Mounting method	inserted, screwed, Shaking protection
Environmental characteristics   Climatic	
Operating temperature min.	-30 °C
Operating temperature max.	85 °C
Additional condition temperature range	depending on cable quality
Important installation notes	
Note on bending radius	<b>Attention:</b> Observe the permissible bending radii when laying cables, as the IP protection class can be endangered by excessive bending forces.
Note on strain relief	Protect the connectors by suitable measures from mechanical loads, e.g. by the usage of cable ties.
Conformity	
Product standard	EN/IEC 61076-2-109 (M12)
Installation   Cable	
Cable identification	790
Function cable	Data
Amount stranding	4
Stranding	2 wires stranded
Amount stranding (type 2)	1
Stranding (type 2)	4 stranding combinations stranded
Cable shielding (type)	copper braid, tinned
Cable shielding (coverage)	65 %
Pair shielding (type)	Metal foil
Banding	Foil
Cable weight	48 g/m
Material wire insulation	PE
Amount wires	8
Outer diameter insulation	1,05 mm
Outer diameter tolerance core insulation	- 0,02 mm
Shore hardness wire insulation	65 ± 5 Shore D
Ingredient freeness wire insulation	lead-free, CFC-free, halogen-free
Amount strands (wire)	7
Diameter of single wires	34 AWG
Conductor crosssection (wire)	26 AWG
Material conductor wire	Stranded copper wire, bare
Outer-diameter (jacket)	6,4 mm
Tolerance outer diameter (sheath)	± 5 %
Material jacket	PUR
Shore hardness jacket	89 ± 5 Shore A

Freedom from ingredients (jacket)	lead-free, CFC-free, halogen-free
Conductor resistance (wire)	140 $\Omega$ /km @ 20 °C
Electrical capacity line constant (wire - wire)	44.000 pF/km
Isolation resistance	5.000 M $\Omega$ × km
Nominal voltage AC max.	125 V
Withstand voltage (wire - wire)	2 kV @ 60 s
Withstand voltage (wire - jacket)	2 kV @ 60 s
Withstand voltage (wire - shield)	2 kV @ 60 s
Current load capacity (standard)	to DIN VDE 0298-4
Current load capacity min. wire	2 A
Operating temperature min. (static)	-40 °C
Operating temperature max. (static)	80 °C
Operating temperature min. (dynamic)	-30 °C
Operating temperature max. (dynamic)	70 °C
Flame resistance	UL 1581 § 1090, UL 1581 § 1100, IEC 60332-1-2
Oil resistance	IEC 60811-404, IRM 902
Ozone resistance	EN 50396
Other resistances	resistant to microbes, MUD-resistant (NEK 606)
Bending radius (fixed)	8 × Outer diameter
Bending radius (dynamic)	10 × Outer diameter