

M12 male 0° / M12 male 0° X-cod. shielded

PUR 4x2xAWG26/7 shielded gn UL/CSA 2m

Art.No.: 7000-51001-7900200

Weight: 0.095 kg

Country of origin: CZ

Model designation: MSXAL0-XA-08D790_2.0-ZS

Product fulfills requirements according to UN/ECE R118

Ethernet CAT6A

Male straight – male straight

M12 – M12, 8-pole

X-coded

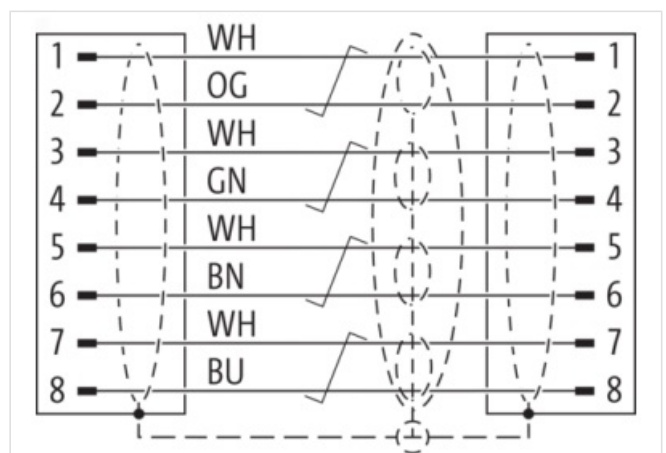
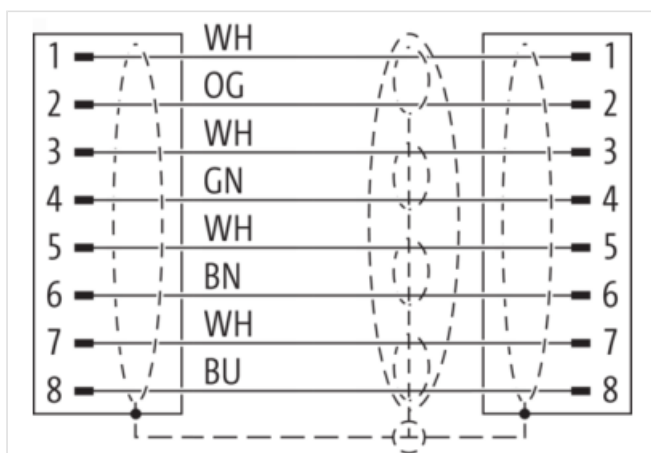
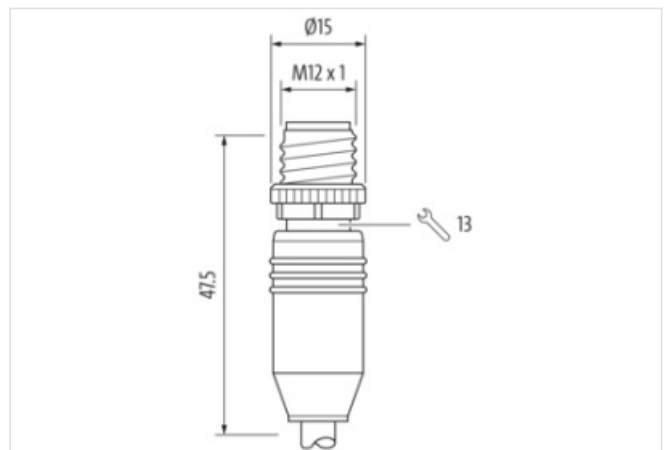
Shielded

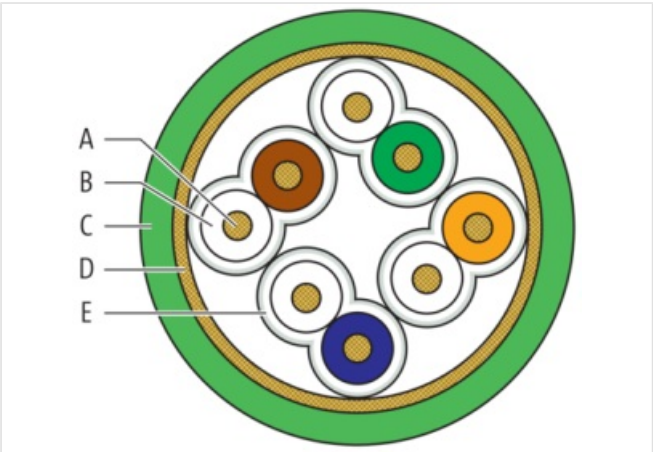

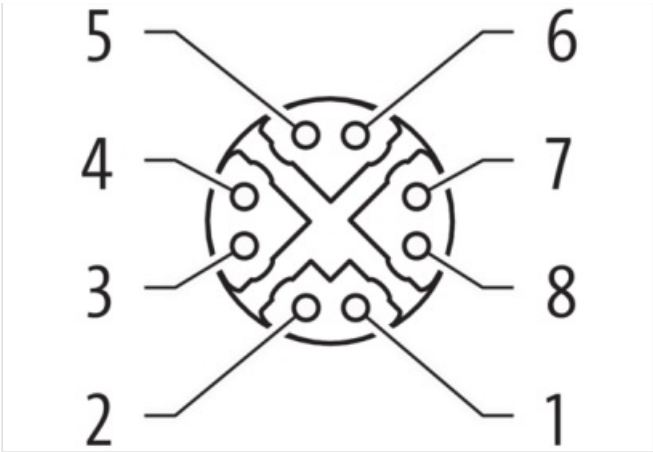
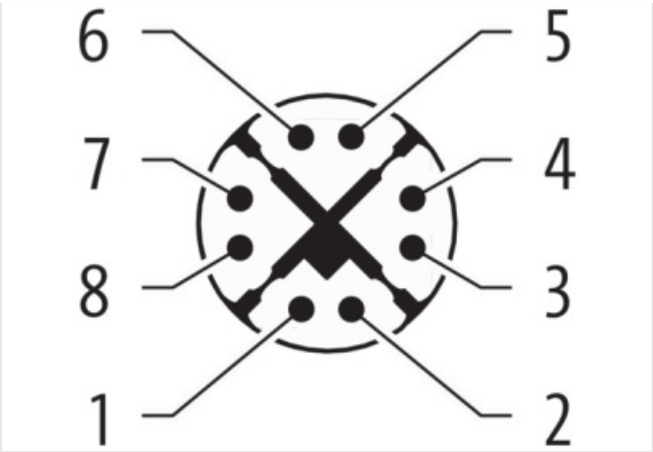
Transmission properties with channel transmission up to 50 m

Further cable lengths on request.

Plastic housings with good resistance against chemicals and oils.

The resistance to aggressive media should be individually tested for your application. Further details on request.

[Link to Product](#)**Illustration**



Product may differ from Image



Header	
Material short text	MSXAL0-XA-08D790_2.0-ZS
Cable length	2,00 m

Side 1

Family construction form	M12
No. of poles	8
Coding	X
Gender	male
Mounting method	inserted, screwed
Threaded hole	M12 x 1
Tightening torque	0,6 Nm
Width across flats	SW13
Cable outlet	straight
Material	PUR
Material contact	Copper alloy
Coating contact	gold plated
Degree of protection (EN IEC 60529)	IP67, IP65

Side 2

Family construction form	M12
No. of poles	8
Coding	X
Gender	male
Mounting method	inserted, screwed
Threaded hole	M12 x 1
Tightening torque	0,6 Nm
Width across flats	SW13
Cable outlet	straight
Material	PUR
Material contact	Copper alloy
Coating contact	gold plated
Degree of protection (EN IEC 60529)	IP67, IP65

Commercial data

URL Webshop	https://shop.murrelektronik.com/7000-51001-7900200
GTIN	4048879618557
ECLASS-6.0	27061801
ECLASS-6.1	27060307
ECLASS-7.0	27060307
ECLASS-7.1	27060307
ECLASS-8.0	27060307
ECLASS-8.1	27060307
ECLASS-9.0	27060307
ECLASS-9.1	27060307
ECLASS-10.0.1	27060307
ECLASS-10.1	27060307
ECLASS-11.0	27060307
ECLASS-11.1	27060307
ECLASS-12.0	27060307
ECLASS-13.0	27060307
ECLASS-14.0	27060307
ETIM-5.0	EC002599
ETIM-6.0	EC002599
ETIM-7.0	EC002599
ETIM-8.0	EC002599
customs tariff number	85444290
EAN	4048879618557
Packaging unit	1

Electrical data Supply	
Operating voltage AC max.	50 V
Operating voltage DC max.	60 V
Current operating per contact max.	0,5 A
Industrial Communication	
Data transmission rate max.	10 Gbit/s
Transfer parameters	CAT6, Class EA (ISO/IEC 11801:2002), (EN 50173-1)
Diagnostics	
Status indication LED	No
Device protection Electrical	
Degree of protection (EN IEC 60529)	IP67, IP65
Additional condition protection degree	inserted, screwed
Pollution Degree	3
Rated surge voltage	1,5 kV
Material group (IEC 60664-1)	I
Mechanical data	
Contour for corrugated hose	without
Mechanical data Material data	
Locking material	Zinc die-casting
Coating locking	Nickel
Mechanical data Mounting data	
Mounting method	inserted, screwed, Shaking protection
Environmental characteristics Climatic	
Operating temperature min.	-30 °C
Operating temperature max.	85 °C
Additional condition temperature range	depending on cable quality
Important installation notes	
Note on bending radius	Attention: Observe the permissible bending radii when laying cables, as the IP protection class can be endangered by excessive bending forces.
Note on strain relief	Protect the connectors by suitable measures from mechanical loads, e.g. by the usage of cable ties.
Conformity	
Product standard	EN/IEC 61076-2-109 (M12)
Installation Cable	
Cable identification	790
Function cable	Data
Amount stranding	4
Stranding	2 wires stranded
Amount stranding (type 2)	1
Stranding (type 2)	4 stranding combinations stranded
Cable shielding (type)	copper braid, tinned
Cable shielding (coverage)	65 %
Pair shielding (type)	Metal foil
Banding	Foil
Cable weight	48 g/m
Material wire insulation	PE
Amount wires	8
Outer diameter insulation	1,05 mm
Outer diameter tolerance core insulation	- 0,02 mm
Shore hardness wire insulation	65 ± 5 Shore D
Ingredient freeness wire insulation	lead-free, CFC-free, halogen-free

Amount strands (wire)	7
Diameter of single wires	34 AWG
Conductor crosssection (wire)	26 AWG
Material conductor wire	Stranded copper wire, bare
Outer-diameter (jacket)	6,4 mm
Tolerance outer diameter (sheath)	± 5 %
Material jacket	PUR
Shore hardness jacket	89 ± 5 Shore A
Freedom from ingredients (jacket)	lead-free, CFC-free, halogen-free
Conductor resistance (wire)	140 Ω/km @ 20 °C
Electrical capacity line constant (wire - wire)	44.000 pF/km
Isolation resistance	5.000 MΩ × km
Nominal voltage max.	125 V
Withstand voltage (wire - wire)	2 kV @ 60 s
Withstand voltage (wire - jacket)	2 kV @ 60 s
Withstand voltage (wire - shield)	2 kV @ 60 s
Current load capacity (standard)	to DIN VDE 0298-4
Current load capacity max. (wire)	2 A
Operating temperature min. (static)	-40 °C
Operating temperature max. (static)	80 °C
Operating temperature min. (dynamic)	-30 °C
Operating temperature max. (dynamic)	70 °C
Flame resistance	UL 1581 § 1090, UL 1581 § 1100, IEC 60332-1-2
Oil resistance	IEC 60811-404, IRM 902
Ozone resistance	EN 50396
Other resistances	resistant to microbes, MUD-resistant (NEK 606)
Bending radius (fixed)	8 × Outer diameter
Bending radius (dynamic)	10 × Outer diameter