

**M12 male 90° / M12 female 0° D-cod. shielded**

PUR 1x4xAWG22 shielded vt UL/CSA+drag ch. 1.5m

Art.No.: 7000-44581-7980150

Weight: 0.129 kg

Country of origin: CZ

Model designation: MSDBL0-DC-T798\_1.5-ZS

**Advantages of our connectors:**

Our connectors are versatile and specially optimised for industrial environments. All connectors are 100% tested during the manufacturing process to ensure the highest quality and reliability.

The contacts are gold-plated, which ensures optimum conductivity. Thanks to the high degree of protection, the connectors are ideal for demanding industrial environments. They are also vibration-resistant - this is ensured by the union nut with vibration protection.

Our connectors are resistant to oils and cooling lubricants, but resistance to aggressive media should be tested for each specific application. Different cable lengths available [on request](#)

If you are missing technical information? Please feel free to use our [dictionary](#) to find more technical details.

**Product details:**

Ethernet CAT5

Male 90° – female straight

M12 – M12, 4-pole

D-coded

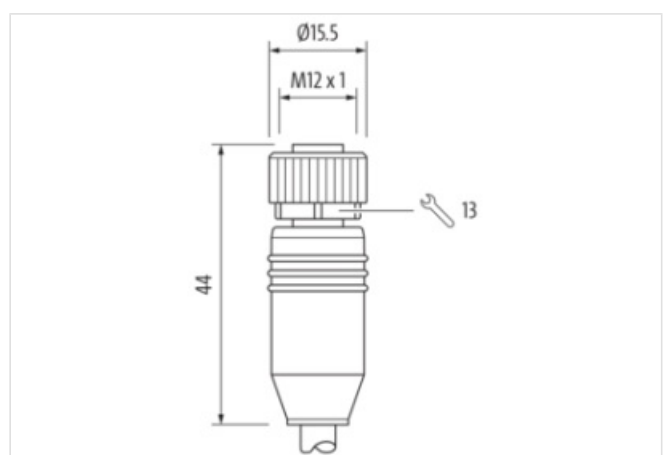

Shielded

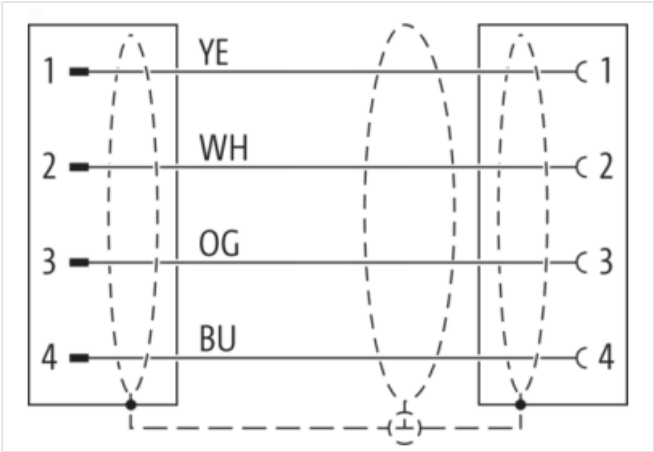
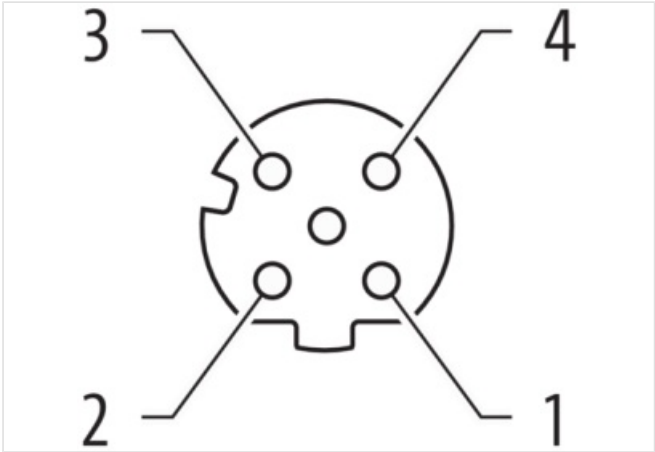
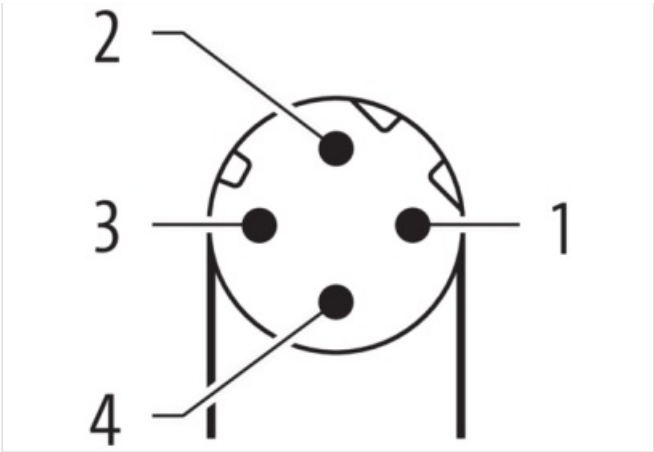
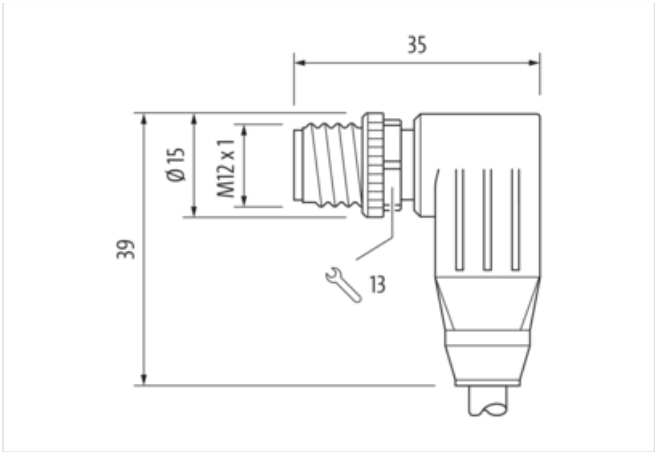
Transmission properties with channel transmission up to 100 m

Further cable lengths on request.

Plastic housings with good resistance against chemicals and oils.

The resistance to aggressive media should be individually tested for your application. Further details on request.

**[Link to Product](#)**
**Illustration**




Product may differ from Image



Header	
Material short text	MSDBL0-DC-T798_1.5-ZS
Cable length	1,50 m
Side 1	
Family construction form	M12
No. of poles	4
Coding	D
Gender	male
Mounting method	inserted, screwed
Threaded hole	M12 x 1
Tightening torque	0,6 Nm
Width across flats	SW13
Cable outlet	angled
Material	PUR
Material contact	Copper alloy
Coating contact	gold plated
Degree of protection (EN IEC 60529)	IP67, IP66K, IP65
Side 2	
Family construction form	M12
No. of poles	4
Coding	D
Gender	female
Mounting method	inserted, screwed
Threaded hole	M12 x 1
Tightening torque	0,6 Nm
Width across flats	SW13
Cable outlet	straight
Material	PUR
Material contact	Copper alloy
Coating contact	gold plated
Degree of protection (EN IEC 60529)	IP67, IP66K, IP65
Commercial data	
URL Webshop	<a href="https://shop.murrelektronik.com/7000-44581-7980150">https://shop.murrelektronik.com/7000-44581-7980150</a>
GTIN	4048879327718
ECLASS-6.0	27061801
ECLASS-6.1	27060307
ECLASS-7.0	27060307
ECLASS-7.1	27060307
ECLASS-8.0	27060307
ECLASS-8.1	27060307
ECLASS-9.0	27060307
ECLASS-9.1	27060307
ECLASS-10.0.1	27060307
ECLASS-10.1	27060307
ECLASS-11.0	27060307
ECLASS-11.1	27060307
ECLASS-12.0	27060307
ECLASS-13.0	27060307
ECLASS-14.0	27060307
ETIM-5.0	EC002599
ETIM-6.0	EC002599
ETIM-7.0	EC002599

ETIM-8.0	EC002599
customs tariff number	85444290
EAN	4048879327718
Packaging unit	1
<b>Electrical data   Supply</b>	
Operating voltage DC max.	60 V
Current operating per contact max.	1,5 A
<b>Industrial Communication</b>	
Data transmission rate max.	100 Mbit/s
Transfer parameters	CAT5, Class D (ISO/IEC 11801:2002), (EN 50173-1)
<b>Industrial communication   Ethernet functionality</b>	
duplex	Full duplex
<b>Device protection   Electrical</b>	
Degree of protection (EN IEC 60529)	IP67, IP66K, IP65
Additional condition protection degree	inserted, screwed
Pollution Degree	3
Rated surge voltage	1,5 kV
Material group (IEC 60664-1)	I
<b>Mechanical data</b>	
Contour for corrugated hose	without
<b>Mechanical data   Material data</b>	
Material screw connection	Zinc die-casting
Coating of fitting	nickel plated
<b>Environmental characteristics   Climatic</b>	
Operating temperature min.	-30 °C
Operating temperature max.	85 °C
Additional condition temperature range	depending on cable quality
<b>Important installation notes</b>	
Note on bending radius	<b>Attention:</b> Observe the permissible bending radii when laying cables, as the IP protection class can be endangered by excessive bending forces.
Note on strain relief	Protect the connectors by suitable measures from mechanical loads, e.g. by the usage of cable ties.
<b>Conformity</b>	
Product standard	EN IEC 61076-2-101 (M12)
<b>Installation   Cable</b>	
Cable identification	798
Function cable	Data
Stranding	1 × 4 wires around core filler star-shaped twisted
Cable shielding (type)	copper braid, tinned
Cable shielding (coverage)	85 %
Banding	Fleece, Foil
Filler	Yes
Cable weight	62,4 g/m
Material wire insulation	PE
Amount wires	4
Outer diameter insulation	1,4 mm
Outer diameter tolerance core insulation	± 0,05 mm
Shore hardness wire insulation	65 ± 5 Shore D
Ingredient freeness wire insulation	lead-free, CFC-free, halogen-free
Amount strands (wire)	7
Diameter of single wires	30 AWG
Conductor crosssection (wire)	22 AWG

Material conductor wire	Stranded copper wire, bare
Outer-diameter (jacket)	6,7 mm
Tolerance outer diameter (sheath)	± 5 %
Material jacket	PUR
Shore hardness jacket	89 ± 5 Shore A
Freedom from ingredients (jacket)	lead-free, cadmium-free, CFC-free, halogen-free, silicone-free
Material property (jacket)	abrasion-resistant, low adhesion, good machinability, matte
Material inner jacket	FRNC
Color (inner jacket)	natural
Conductor resistance (wire)	55.4 Ω/km @ 20 °C
Electrical capacity line constant (wire - wire)	50.000 pF/km
Isolation resistance	5.000 MΩ × km
Nominal voltage max.	300 V
Withstand voltage (wire - wire)	2 kV @ 60 s
Withstand voltage (wire - jacket)	2 kV @ 60 s
Withstand voltage (wire - shield)	2 kV @ 60 s
Current load capacity (standard)	to DIN VDE 0298-4
Current load capacity max. (wire)	4,8 A
Characteristic impedance	100 Ω ± 15 %
Operating temperature min. (static)	-40 °C
Operating temperature max. (static)	80 °C
Operating temperature min. (dynamic)	-30 °C
Operating temperature max. (dynamic)	70 °C
Operating temperature min. (drag chain)	-30 °C
Operating temperature max. (drag chain)	70 °C
Flame resistance	IEC 60332-1-2, UL 1581 § 1090, UL 1581 § 1100
Oil resistance	IEC 60811-404, IRM 901, NEMA WC55
Ozone resistance	IEC 60811-403
UV resistance	UL 1581 § 1200
Other resistances	resistant to hydrolysis, resistant to microbes, MUD-resistant (NEK 606)
Bending radius (fixed)	5 × Outer diameter
Bending radius (dynamic)	12 × Outer diameter
No. of bending cycles (C-track)	3 Mio. @ 25 °C
Traversing distance (C-track)	5 m @ 25 °C
Travel speed (C-track)	3.3 m/s @ 25 °C
Acceleration (C-track)	2 m/s² @ 25 °C
No. of torsion cycles	1 Mio.
Torsion stress	± 180 °/m
Torsion speed	35 cycles/min