

M12 male 0° / M12 female 90° B-cod. shielded

PUR 1x2xAWG24 shielded vt UL/CSA+drag ch. 0.3m

Art.No.: 7000-44011-8400030

Weight: 0.062 kg

Country of origin: CZ

Model designation: MSBDL0-BA-F840_0.3-ZS

Advantages of our connectors:

Our connectors are versatile and specially optimised for industrial environments. All connectors are 100% tested during the manufacturing process to ensure the highest quality and reliability.

The contacts are gold-plated, which ensures optimum conductivity. Thanks to the high degree of protection, the connectors are ideal for demanding industrial environments. They are also vibration-resistant - this is ensured by the union nut with vibration protection.

Our connectors are resistant to oils and cooling lubricants, but resistance to aggressive media should be tested for each specific application. Different cable lengths available [on request](#)

If you are missing technical information? Please feel free to use our [dictionary](#) to find more technical details.

Product details:

Profibus

Male straight – female 90°

M12 – M12, 2-pole

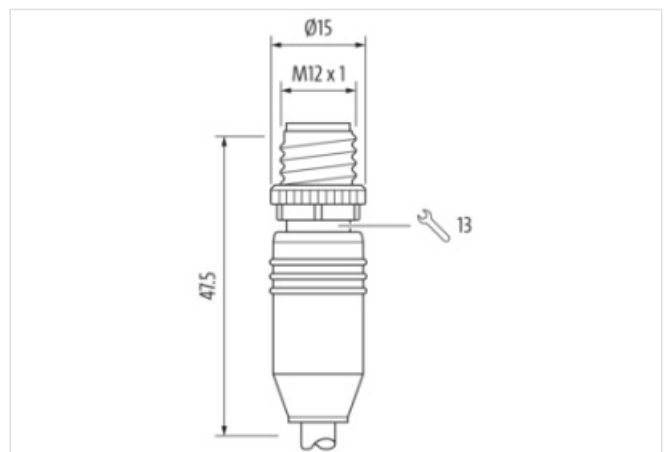

B-coded

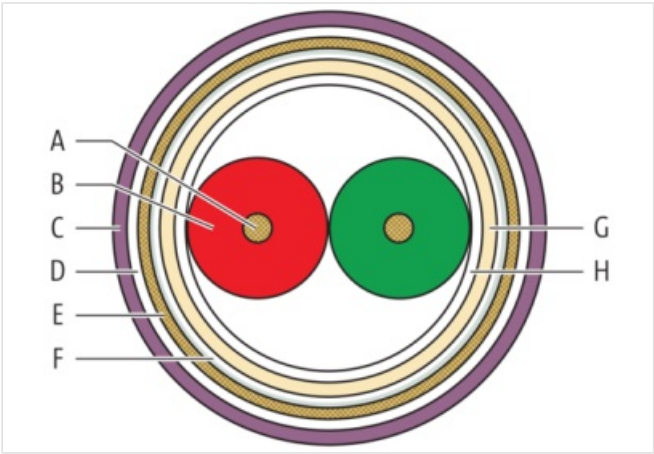
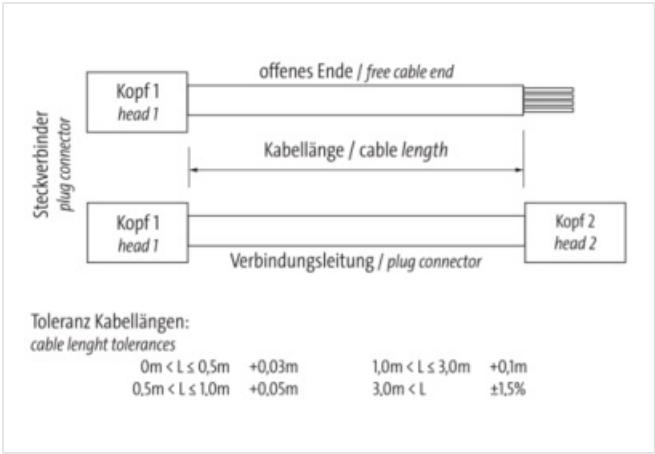
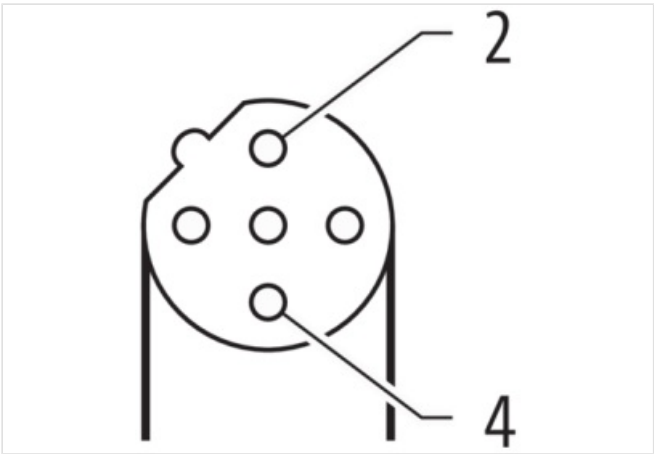
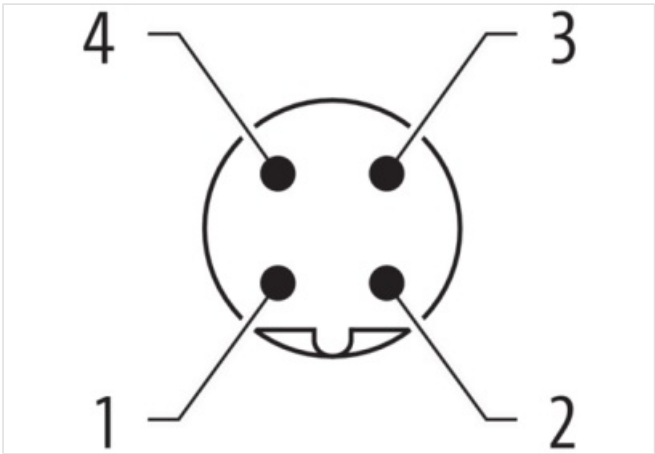
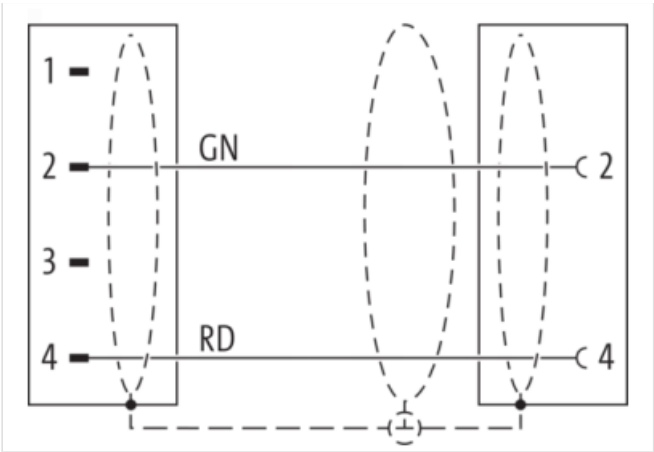
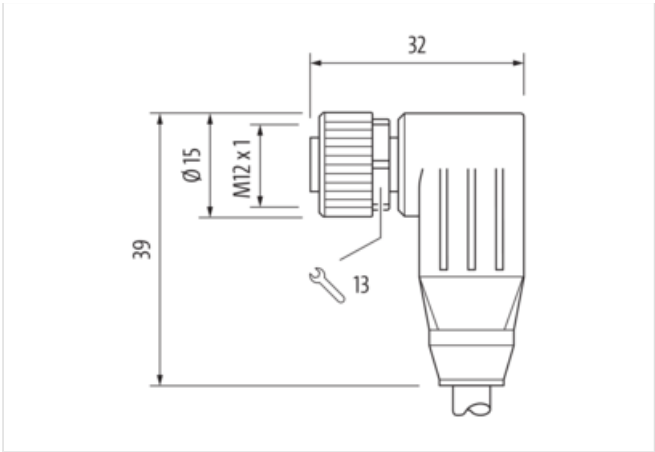
Shielded

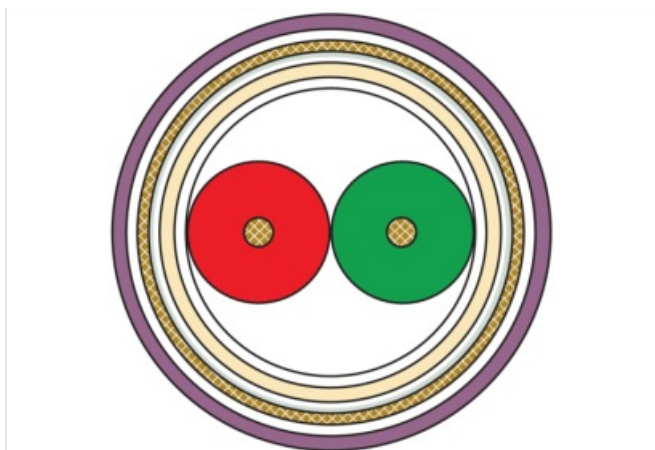
Plastic housings with good resistance against chemicals and oils.

The resistance to aggressive media should be individually tested for your application. Further details on request.

Further cable lengths on request.

[Link to Product](#)
Illustration






Product may differ from Image



Header

Cable length 0,30 m

Side 1

Family construction form	M12
No. of poles	2
Coding	B
Gender	male
Mounting method	inserted, screwed
Threaded hole	M12 x 1
Tightening torque	0,6 Nm
Width across flats	SW13
Cable outlet	straight
Degree of protection (EN IEC 60529)	IP67, IP66K, IP65

Side 2

Family construction form	M12
No. of poles	2
Coding	B
Gender	female
Mounting method	inserted, screwed
Threaded hole	M12 x 1
Tightening torque	0,6 Nm
Width across flats	SW13
Cable outlet	angled
Degree of protection (EN IEC 60529)	IP67, IP66K, IP65

Commercial data

URL Webshop	https://shop.murrelektronik.com/7000-44011-8400030
customs tariff number	85444290
EAN	4048879370561

Packaging unit 1

Electrical data | Supply

Operating voltage AC max.	60 V
Operating voltage DC max.	60 V
Current operating per contact max.	4 A
Operating voltage AC (UL-listed)	30 V
Operating voltage DC (UL-listed)	30 V

Diagnostics

Status indication LED	No
-----------------------	----

Device protection | Electrical

Degree of protection (EN IEC 60529)	IP67, IP66K, IP65
Additional condition protection degree	inserted, screwed
Pollution Degree	3
Rated surge voltage	1,5 kV
Material group (IEC 60664-1)	I

Mechanical data

Contour for corrugated hose	without
-----------------------------	---------

Mechanical data | Material data

Locking material	Zinc die-casting
Coating locking	Nickel

Mechanical data | Mounting data

Mounting method	inserted, screwed, Shaking protection
-----------------	---------------------------------------

Environmental characteristics | Climatic

Operating temperature min.	-30 °C
----------------------------	--------

Important installation notes

Note on bending radius	Attention: Observe the permissible bending radii when laying cables, as the IP protection class can be endangered by excessive bending forces.
Note on strain relief	Protect the connectors by suitable measures from mechanical loads, e.g. by the usage of cable ties.

Conformity

Product standard	EN IEC 61076-2-101 (M12)
------------------	--------------------------

Installation | Cable

Cable identification	840
Function cable	Data
Amount stranding	1
Stranding	Wires
Cable shielding (type)	copper braid, tinned
Cable shielding (coverage)	70 %
Banding	Fleece, Foil
Cable weight	75 g/m
Material wire insulation	cell polyethylene
Amount wires	2
Outer diameter insulation	2,55 mm
Outer diameter tolerance core insulation	± 0,1 mm
Shore hardness wire insulation	65 ± 3 Shore D
Ingredient freeness wire insulation	lead-free, CFC-free, halogen-free
Amount strands (wire)	19
Diameter of single wires	36 AWG
Conductor crosssection (wire)	24 AWG
Material conductor wire	Stranded copper wire, bare
Outer-diameter (jacket)	7,8 mm
Tolerance outer diameter (sheath)	± 5 %

Material jacket	PUR
Shore hardness jacket	90 ± 3 Shore A
Freedom from ingredients (jacket)	lead-free, cadmium-free, CFC-free, halogen-free, silicone-free
Material property (jacket)	abrasion-resistant, low adhesion, good machinability, matte
Material inner jacket	TPE-V
Color (inner jacket)	white
Conductor resistance (wire)	78 Ω/km @ 20 °C
Electrical capacity line constant (wire - wire)	30.000 pF/km
Nominal voltage max.	250 V
Withstand voltage (wire - wire)	1 kV @ 60 s
Withstand voltage (wire - jacket)	1 kV @ 60 s
Withstand voltage (wire - shield)	1 kV @ 60 s
Current load capacity (standard)	to DIN VDE 0298-4
Current load capacity max. (wire)	3 A
Characteristic impedance	150 Ω 10 MHz
Operating temperature min. (static)	-40 °C
Operating temperature max. (static)	80 °C
Operating temperature min. (dynamic)	-20 °C
Operating temperature max. (dynamic)	60 °C
Operating temperature min. (drag chain)	-20 °C
Operating temperature max. (drag chain)	60 °C
Other resistances	resistant to hydrolysis, resistant to microbes
Bending radius (fixed)	10 × Outer diameter
Bending radius (dynamic)	12 × Outer diameter
No. of bending cycles (C-track)	5 Mio. @ 25 °C
Traversing distance (C-track)	5 m @ 25 °C horizontal
Travel speed (C-track)	3 m/s @ 25 °C
Acceleration (C-track)	5 m/s² @ 25 °C