

**T-Coupler M12 female/ M12 female + M12 male A-cod.**

5-pol.

Art.No.: 7000-42751-0000000

Weight: 0.027 kg

Country of origin: DE

Model designation: MSB02UL0-BU-AU

T-coupler

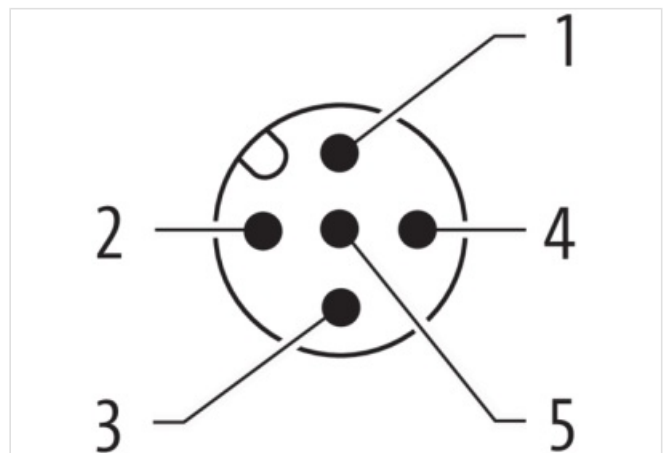
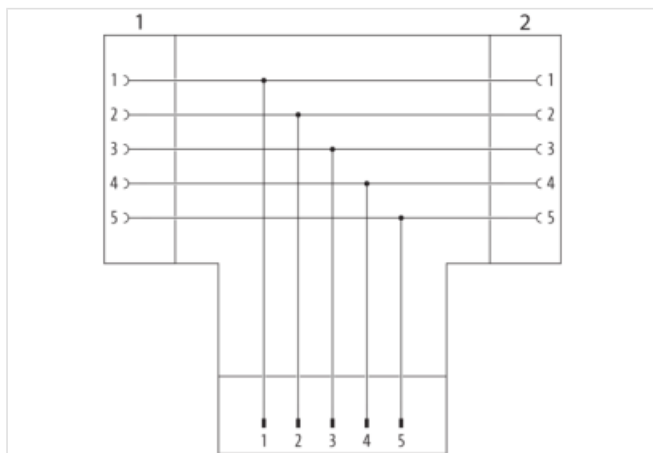
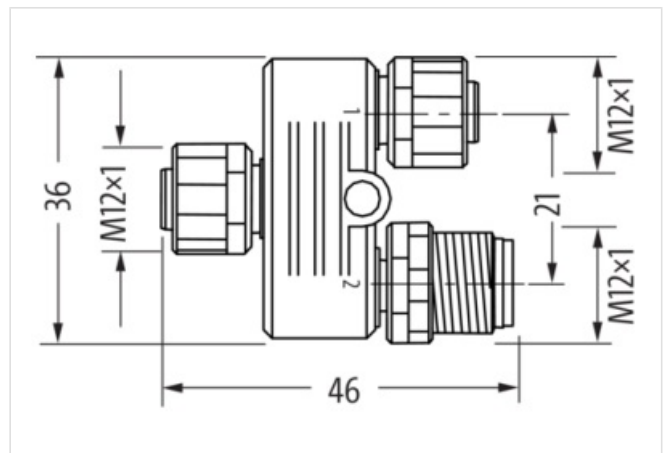
Female straight – female/male straight

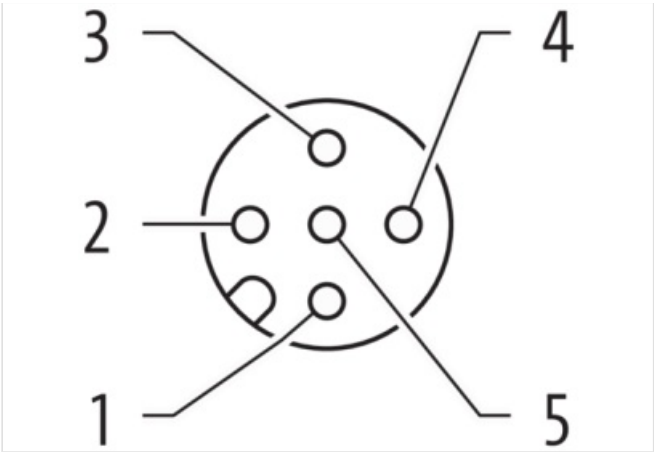
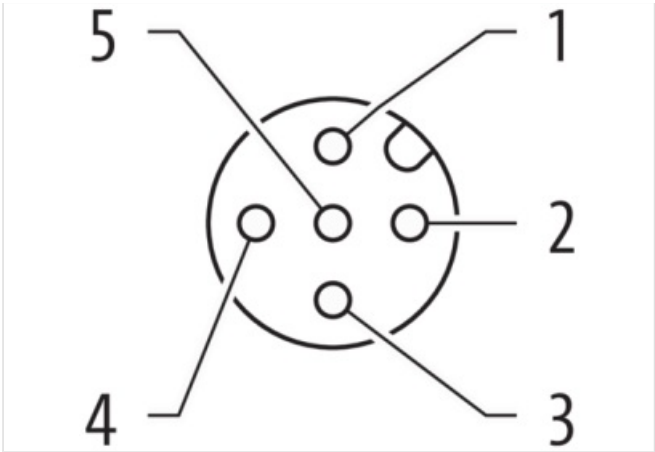
M12 – M12, 5-pole

Parallel circuit

Plastic housings with good resistance against chemicals and oils.

The resistance to aggressive media should be individually tested for your application. Further details on request.

[Link to Product](#)**Illustration**



Product may differ from Image



Side 1

Family construction form	M12
No. of poles	5
Coding	A
Gender	Female
Mounting method	inserted, screwed
Threaded hole	M12 x 1
Tightening torque	0,6 Nm
Width across flats	SW13
Material contact	Copper alloy
Degree of protection (EN IEC 60529)	IP67

Side 2

Family construction form	M12
No. of poles	5
Coding	A
Gender	male
Mounting method	inserted, screwed
Threaded hole	M12 x 1
Tightening torque	0,6 Nm
Width across flats	SW13
Material contact	Copper alloy
Degree of protection (EN IEC 60529)	IP67

Side 3

Family construction form	M12
No. of poles	5
Coding	A
Gender	Female
Mounting method	inserted, screwed
Threaded hole	M12 x 1
Tightening torque	0,6 Nm
Width across flats	SW13
Material contact	Copper alloy
Degree of protection (EN IEC 60529)	IP67

Commercial data	
URL Webshop	<a href="https://shop.murrelektronik.com/7000-42751-0000000">https://shop.murrelektronik.com/7000-42751-0000000</a>
customs tariff number	85366990
EAN	4048879518192
Packaging unit	1
Electrical data   Supply	
Operating voltage AC max.	60 V
Operating voltage DC max.	60 V
Current operating per contact max.	4 A
Operating voltage AC (UL-listed)	30 V
Operating voltage DC (UL-listed)	30 V
Diagnostics	
Status indication LED	No
Installation   Connection	
Tightening torque	0,6 Nm
Mounting set	M12 x 1
Device protection   Electrical	
Degree of protection (EN IEC 60529)	IP67
Additional condition protection degree	inserted, screwed
Pollution Degree	3
Rated surge voltage	1,5 kV
Material group (IEC 60664-1)	I
Mechanical data   Material data	
Locking material	Zinc die-casting
Coating locking	Nickeled
Coating locking nut	nickel plated
Mechanical data   Mounting data	
Mounting method	inserted, screwed, Shaking protection
Environmental characteristics   Climatic	
Operating temperature min.	-30 °C
Operating temperature max.	85 °C
Important installation notes	
Note on bending radius	<b>Attention:</b> Observe the permissible bending radii when laying cables, as the IP protection class can be endangered by excessive bending forces.
Note on strain relief	Protect the connectors by suitable measures from mechanical loads, e.g. by the usage of cable ties.
Conformity	
Product standard	EN IEC 61076-2-101 (M12)