

**Adaptor M12 male on rear / MSUD valve plug A-18mm**

3-pol. A-cod.

Art.No.: 7000-41421-0000000

Weight: 0.035 kg

Country of origin: CZ

Model designation: MSKL3-C

Form A (18 mm) – M12, connector at the rear

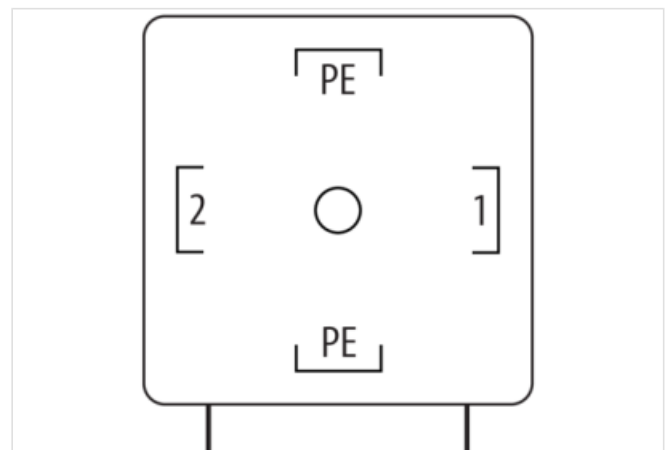
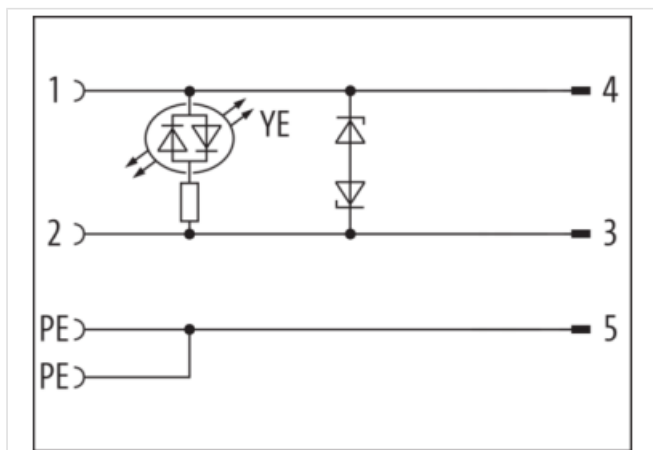
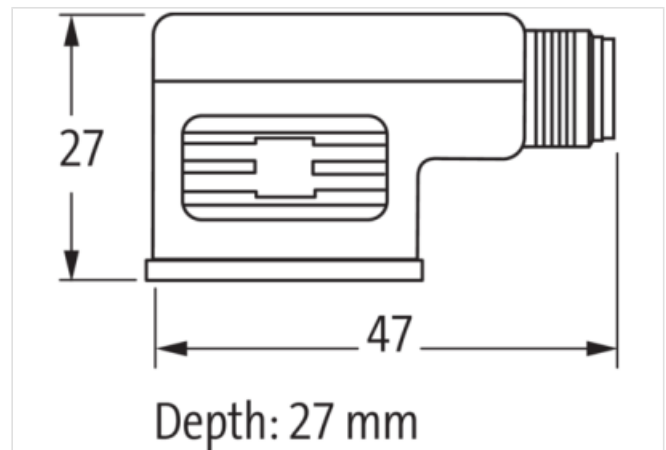
24 V AC  $\pm 20\%$  / DC  $\pm 25\%$ 

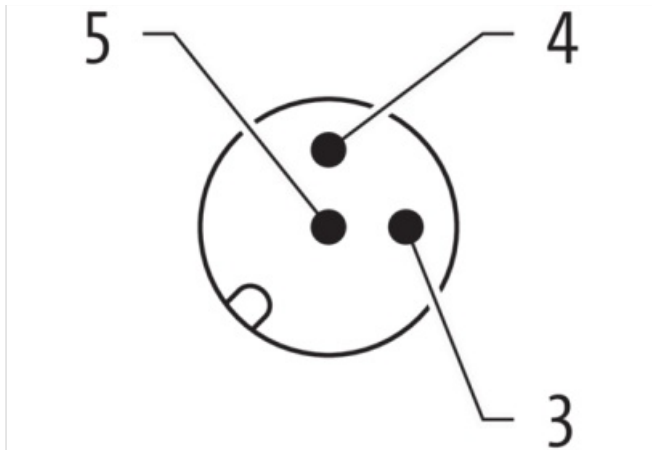
LED and suppression

3-pole

Plastic housings with good resistance against chemicals and oils.

The resistance to aggressive media should be individually tested for your application. Further details on request.

[Link to Product](#)**Illustration**



Product may differ from Image

**Side 1**

Family construction form	Valve connector form A
Tightening torque	0,4 Nm

**Side 2**

Family construction form	M12
Tightening torque	0,6 Nm

**Commercial data**

URL Webshop	<a href="https://shop.murrelektronik.com/7000-41421-0000000">https://shop.murrelektronik.com/7000-41421-0000000</a>
customs tariff number	85366990
EAN	4048879144629
Packaging unit	1

**Electrical data | Supply**

Operating voltage AC	24 V
Operating voltage AC min.	19,2 V
Operating voltage AC max.	28,8 V
Operating voltage DC	24 V
Operating voltage DC min.	18 V
Operating voltage DC max.	30 V
Current operating per contact max.	4 A

**Diagnostics**

Status indication LED	yellow
-----------------------	--------

**Installation | Connection**

Mounting set	M3x31
--------------	-------

**Installation | Pin assignment**

No. of poles	PE
--------------	----

**Device protection | Electrical**

Degree of protection (EN IEC 60529)	IP67
Additional condition protection degree	inserted, screwed
Rated surge voltage	0,8 kV
Material group (IEC 60664-1)	I

**Environmental characteristics | Climatic**

Operating temperature min.	-25 °C
----------------------------	--------

Operating temperature max.	85 °C
----------------------------	-------

**Important installation notes**

Note on bending radius	<b>Attention:</b> Observe the permissible bending radii when laying cables, as the IP protection class can be endangered by excessive bending forces.
------------------------	---

Note on strain relief	Protect the connectors by suitable measures from mechanical loads, e.g. by the usage of cable ties.
-----------------------	---