

T-Coupler Slimline M12 male / 2x M8 female A-cod.

3-pol. / 2x 3-pol.

Art.No.: 7000-41231-0000000

Weight: 0.018 kg

Country of origin: DE

Model designation: MSA01RL0-FR-FR

T-coupler (Slim Line)

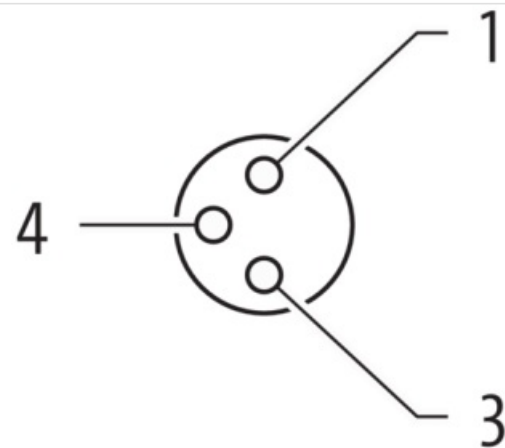
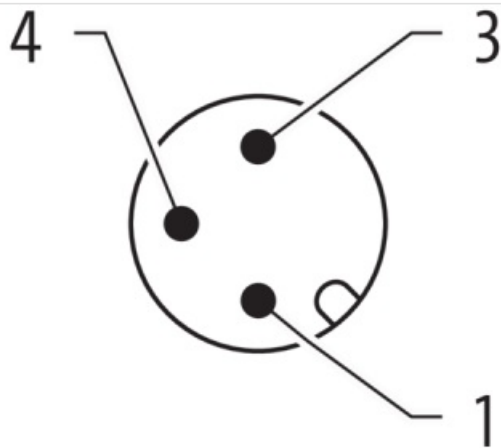
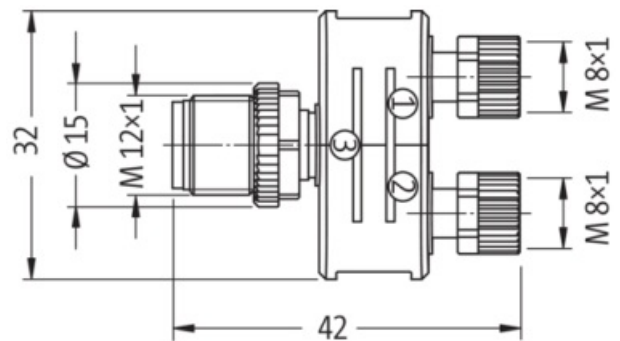

Male straight – females straight

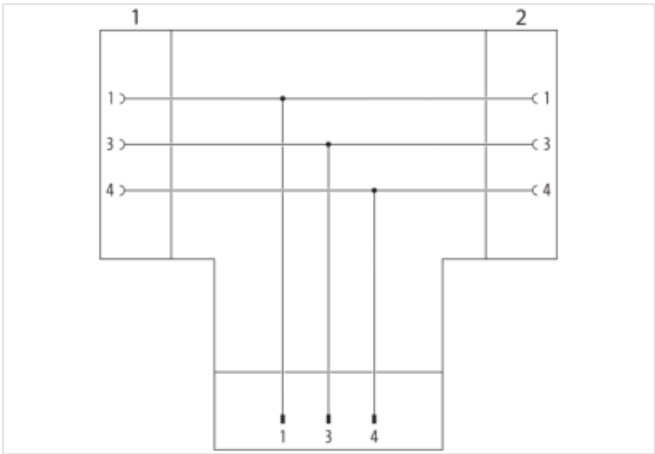
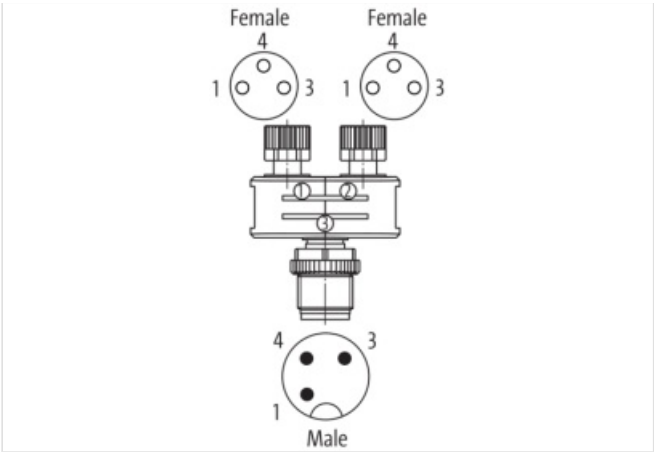
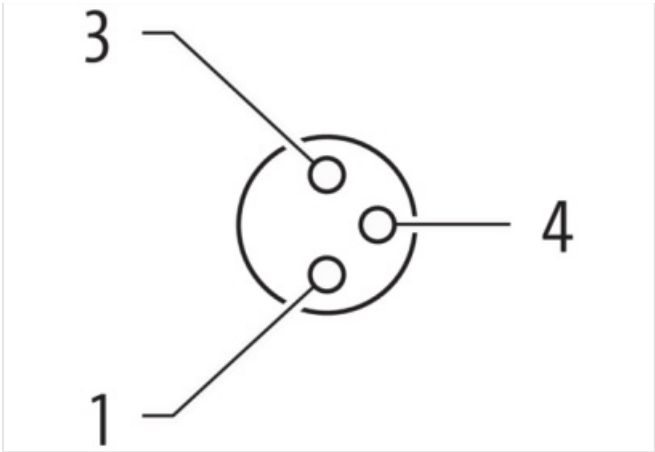
M12 – M8, 3-pole

Parallel circuit

Plastic housings with good resistance against chemicals and oils.

The resistance to aggressive media should be individually tested for your application. Further details on request.

[Link to Product](#)**Illustration**



Product may differ from Image



| Side 1 | |
|-------------------------------------|--------------------|
| Family construction form | M8 |
| No. of poles | 3 |
| Coding | A |
| Gender | female |
| Mounting method | pluggable, screwed |
| Threaded hole | M8 x 1 |
| Tightening torque | 0,4 Nm |
| Width across flats | SW9 |
| Degree of protection (EN IEC 60529) | IP67 |
| Side 2 | |
| Family construction form | M8 |
| No. of poles | 3 |
| Coding | A |
| Gender | female |
| Mounting method | pluggable, screwed |
| Threaded hole | M8 x 1 |
| Tightening torque | 0,4 Nm |
| Width across flats | SW9 |

Degree of protection (EN IEC 60529) IP67

Side 3

| | |
|-------------------------------------|--------------------|
| Family construction form | M12 |
| No. of poles | 3 |
| Coding | A |
| Gender | male |
| Mounting method | pluggable, screwed |
| Threaded hole | M12 x 1 |
| Tightening torque | 0,6 Nm |
| Width across flats | SW13 |
| Degree of protection (EN IEC 60529) | IP67 |

Commercial data

| | |
|-----------------------|---|
| URL Webshop | https://shop.murrelektronik.com/7000-41231-0000000 |
| customs tariff number | 85366990 |
| EAN | 4048879144759 |
| Packaging unit | 1 |

Electrical data | Supply

| | |
|------------------------------------|------|
| Operating voltage AC max. | 60 V |
| Operating voltage DC max. | 60 V |
| Current operating per contact max. | 4 A |

Diagnostics

| | |
|-----------------------|----|
| Status indication LED | No |
|-----------------------|----|

Device protection | Electrical

| | |
|--|-------------------|
| Additional condition protection degree | inserted, screwed |
| Pollution Degree | 3 |
| Rated surge voltage | 1,5 kV |
| Material group (IEC 60664-1) | I |

Mechanical data | Mounting data

| | |
|-----------------|----------------|
| Mounting method | Schraubgewinde |
|-----------------|----------------|

Environmental characteristics | Climatic

| | |
|----------------------------|--------|
| Operating temperature min. | -30 °C |
| Operating temperature max. | 85 °C |

Important installation notes

| | |
|------------------------|---|
| Note on bending radius | Attention: Observe the permissible bending radii when laying cables, as the IP protection class can be endangered by excessive bending forces. |
| Note on strain relief | Protect the connectors by suitable measures from mechanical loads, e.g. by the usage of cable ties. |

Conformity

| | |
|------------------|---|
| Product standard | EN IEC 61076-2-101 (M12), EN/IEC 61076-2-104 (M8) |
|------------------|---|