

T-Coupler Slimline M12 male / 2x M12 female A-cod.

5-pol. / 2x 4-pol.

Art.No.: 7000-41131-0000000

Weight: 0.029 kg

Country of origin: DE

Model designation: MSA03UL0-BN-BN

T-coupler (Slim Line)

Male straight – females straight

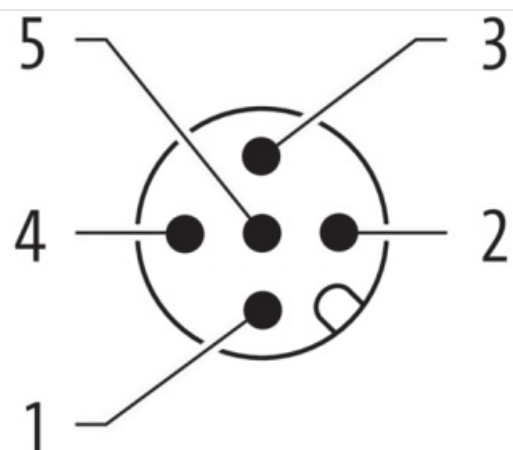
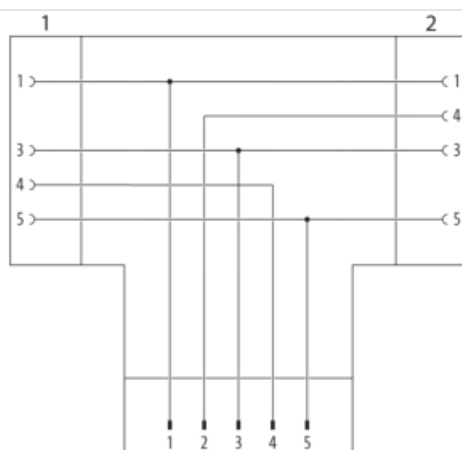
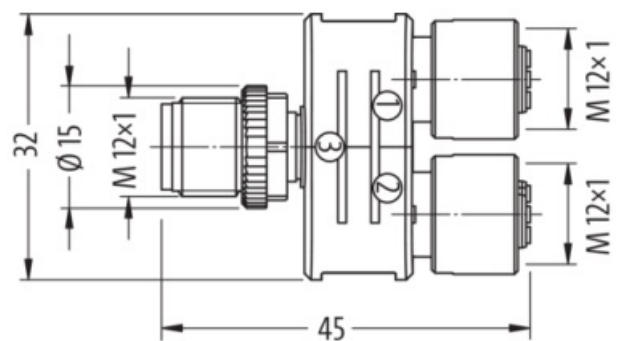
M12 – M12

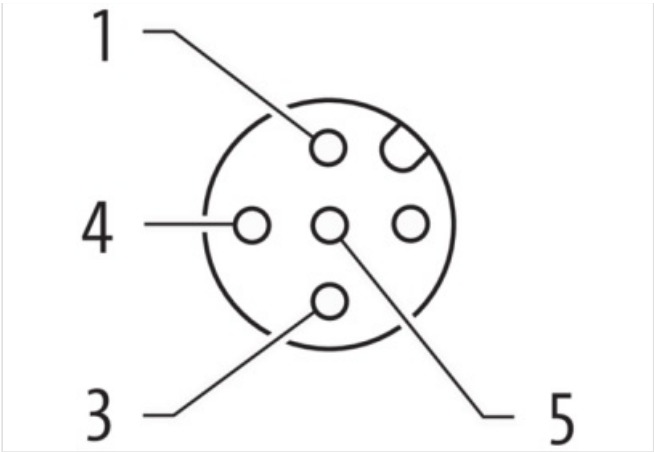
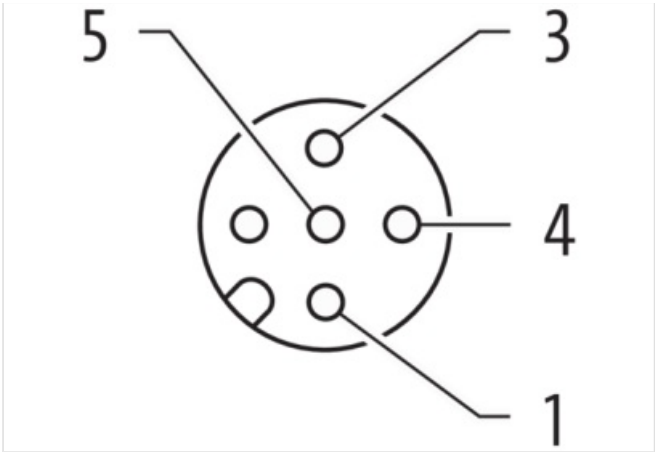
5-pole

Distribution function (NO)

Plastic housings with good resistance against chemicals and oils.

The resistance to aggressive media should be individually tested for your application. Further details on request.

[Link to Product](#)**Illustration**



Product may differ from Image



Side 1

Family construction form	M12
No. of poles	4
Coding	A
Gender	female
Mounting method	inserted, screwed
Threaded hole	M12 x 1
Tightening torque	0,6 Nm
Width across flats	SW13
Degree of protection (EN IEC 60529)	IP67

Side 2

Family construction form	M12
No. of poles	4
Coding	A
Gender	female
Mounting method	inserted, screwed
Threaded hole	M12 x 1
Tightening torque	0,6 Nm
Width across flats	SW13
Degree of protection (EN IEC 60529)	IP67

Side 3

Family construction form	M12
No. of poles	5
Coding	A
Gender	male
Mounting method	inserted, screwed
Threaded hole	M12 x 1
Tightening torque	0,6 Nm
Width across flats	SW13
Degree of protection (EN IEC 60529)	IP67

Commercial data

URL Webshop	https://shop.murrelektronik.com/7000-41131-0000000
customs tariff number	85366990

EAN	4048879144865
-----	---------------

Packaging unit	1
----------------	---

Electrical data | Supply

Operating voltage AC max.	60 V
---------------------------	------

Operating voltage DC max.	60 V
---------------------------	------

Current operating per contact max.	4 A
------------------------------------	-----

Operating voltage AC (UL-listed)	30 V
----------------------------------	------

Operating voltage DC (UL-listed)	30 V
----------------------------------	------

Diagnostics

Status indication LED	No
-----------------------	----

Installation | Connection

Tightening torque	0,6 Nm
-------------------	--------

Mounting set	M12 x 1
--------------	---------

Width across flats	SW 13
--------------------	-------

Device protection | Electrical

Degree of protection (EN IEC 60529)	IP67
-------------------------------------	------

Additional condition protection degree	inserted, screwed
--	-------------------

Pollution Degree	3
------------------	---

Rated surge voltage	1,5 kV
---------------------	--------

Material group (IEC 60664-1)	I
------------------------------	---

Mechanical data | Material data

Material screw connection	Zinc die-casting
---------------------------	------------------

Coating of fitting	brass-plated, nickel plated
--------------------	-----------------------------

Mechanical data | Mounting data

Mounting method	inserted, screwed, Shaking protection
-----------------	---------------------------------------

Environmental characteristics | Climatic

Operating temperature min.	-30 °C
----------------------------	--------

Operating temperature max.	85 °C
----------------------------	-------

Important installation notes

Note on bending radius	Attention: Observe the permissible bending radii when laying cables, as the IP protection class can be endangered by excessive bending forces.
------------------------	---

Note on strain relief	Protect the connectors by suitable measures from mechanical loads, e.g. by the usage of cable ties.
-----------------------	---

Conformity

Product standard	EN IEC 61076-2-101
------------------	--------------------