

### M12 female 90° A-cod. with cable

PUR 8x0.25 gy UL/CSA+drag ch. 3m

Art.No.: 7000-17061-2950300

Weight: 0.143 kg

Country of origin: CZ

Model designation: MSDL0-08D295\_3.0

### Advantages of our connectors:

Our connectors are versatile and specially optimised for industrial environments. All connectors are 100% tested during the manufacturing process to ensure the highest quality and reliability.

The contacts are gold-plated, which ensures optimum conductivity. Thanks to the high degree of protection, the connectors are ideal for demanding industrial environments. They are also vibration-resistant - this is ensured by the union nut with vibration protection.

Our connectors are resistant to oils and cooling lubricants, but resistance to aggressive media should be tested for each specific application. Different cable lengths available [on request](#)

If you are missing technical information? Please feel free to use our [dictionary](#) to find more technical details.

### Product details:

Female 90°

M12, 8-pole

Art-No. 7005 - M12 Lite - (plastic hexagonal screw) on request

with cable sleeves

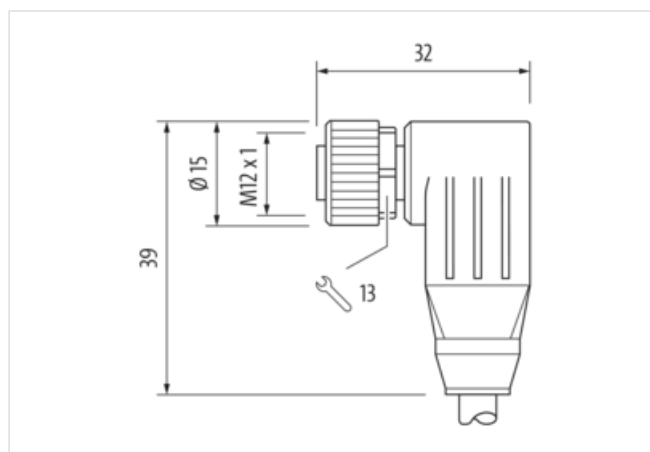

Plastic housings with good resistance against chemicals and oils.

The resistance to aggressive media should be individually tested for your application. Further details on request.

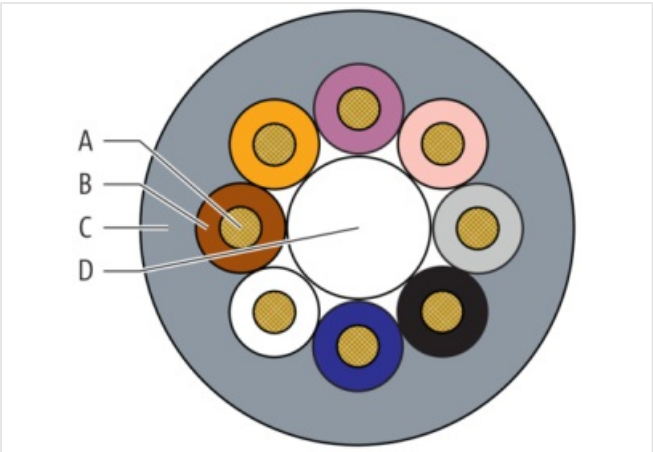
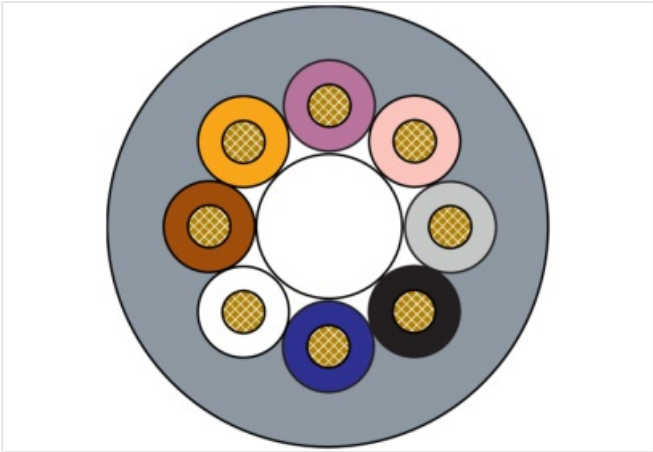
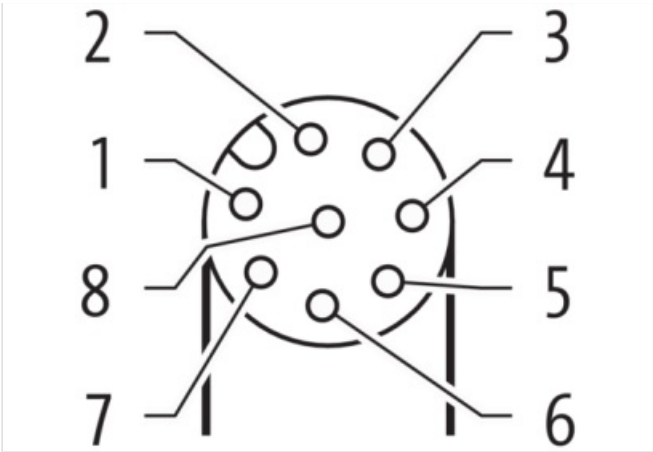
Further cable lengths on request.

### [Link to Product](#)

#### Illustration



1	BN
2	WH
3	BU
4	BK
5	GY
6	PK
7	VT
8	OG



Product may differ from Image



Header	
Cable length	3,00 m
Side 1	

Family construction form	M12
No. of poles	8
Coding	A
Gender	female
Mounting method	inserted, screwed, Shaking protection
Threaded hole	M12 x 1
Tightening torque	0,6 Nm
Width across flats	SW13
Cable outlet	angled
Material	PUR
Material contact	Copper alloy
Coating contact	gold plated
Degree of protection (EN IEC 60529)	IP67, IP66K, IP65

#### Side 2

Family construction form	free cable end
Stripping length (jacket)	60 mm

#### Commercial data

URL Webshop	<a href="https://shop.murrelektronik.com/7000-17061-2950300">https://shop.murrelektronik.com/7000-17061-2950300</a>
customs tariff number	85444290
EAN	4048879196130
Packaging unit	1

#### Electrical data | Supply

Operating voltage AC max.	30 V
Operating voltage DC max.	30 V

#### Diagnostics

Status indication LED	No
-----------------------	----

#### Installation | Connection

Mounting set	M12 x 1
--------------	---------

#### Device protection | Electrical

Degree of protection (EN IEC 60529)	IP67, IP66K, IP65
Additional condition protection degree	inserted, screwed
Pollution Degree	3
Rated surge voltage	0,8 kV
Material group (IEC 60664-1)	I

#### Mechanical data

Contour for corrugated hose	without
-----------------------------	---------

#### Mechanical data | Material data

Material screw connection	Zinc die-casting
Coating of fitting	nickel plated

#### Environmental characteristics | Climatic

Operating temperature min.	-25 °C
Operating temperature max.	85 °C
Additional condition temperature range	depending on cable quality

#### Important installation notes

Note on bending radius	<b>Attention:</b> Observe the permissible bending radii when laying cables, as the IP protection class can be endangered by excessive bending forces.
Note on strain relief	Protect the connectors by suitable measures from mechanical loads, e.g. by the usage of cable ties.

#### Conformity

Product standard	EN IEC 61076-2-101 (M12)
------------------	--------------------------

#### Installation | Cable

Cable identification	295
Cable Type	3
Amount stranding	1
Stranding	8 wires around core filler twisted
Filler	Yes
Wire arrangement	brown, orange, violet, pink, gray, black, blue, white
Cable weight	50 g/m
Material wire insulation	PP
Amount wires	8
Outer diameter insulation	1,2 mm
Outer diameter tolerance core insulation	± 0,05 mm
Shore hardness wire insulation	70 ± 5 Shore D
Ingredient freeness wire insulation	lead-free, cadmium-free, CFC-free, halogen-free, silicone-free
Amount strands (wire)	32
Diameter of single wires	0,1 mm
Conductor crosssection (wire)	0,25 mm <sup>2</sup>
Material conductor wire	Stranded copper wire, bare
Conductor type (wire)	strand class 6
Outer-diameter (jacket)	5,8 mm
Tolerance outer diameter (sheath)	± 5 %
Material jacket	PUR
Shore hardness jacket	90 ± 5 Shore A
Freedom from ingredients (jacket)	lead-free, cadmium-free, CFC-free, halogen-free, silicone-free
Material property (jacket)	abrasion-resistant, low adhesion, good machinability, matte
Conductor resistance (wire)	79 Ω/km @ 20 °C
Nominal voltage max.	300 V
Withstand voltage (wire - wire)	2.5 kV @ 60 s
Withstand voltage (wire - jacket)	2.5 kV @ 60 s
Current load capacity (standard)	to DIN VDE 0298-4
Current load capacity max. (wire)	3 A
Operating temperature min. (static)	-40 °C
Operating temperature max. (static)	80 °C / 90 °C @ 10000 h Operation
Operating temperature min. (dynamic)	-25 °C
Operating temperature max. (dynamic)	80 °C / 90 °C @ 10000 h Operation
Operating temperature min. (drag chain)	-25 °C
Operating temperature max. (drag chain)	80 °C / 90 °C @ 10000 h Operation
Flame resistance	UL 1581 § 1090, CSA FT2, IEC 60332-2-2
Oil resistance	IEC 60811-404
Chemical resistance	good
Other resistances	good resistance to gasoline, resistant to hydrolysis, resistant to microbes
Bending radius (fixed)	5 × Outer diameter
Bending radius (dynamic)	10 × Outer diameter
No. of bending cycles (C-track)	10 Mio. @ 25 °C
Traversing distance (C-track)	10 m @ 25 °C   horizontal
Travel speed (C-track)	3 m/s @ 25 °C
Acceleration (C-track)	10 m/s <sup>2</sup> @ 25 °C
No. of torsion cycles	2 Mio.
Torsion stress	± 180 °/m
Torsion speed	35 cycles/min