

M12 male recept. Y-cod. shielded rear

PUR AWG20/26 shielded bk UL/CSA+drag ch. 0.3m

Art.No.: 7000-15651-8050030

Weight: 0.053 kg

Country of origin: DE

Model designation: MSYAFH-08D805_0.3-ZS

Ethernet CAT5

Flange male

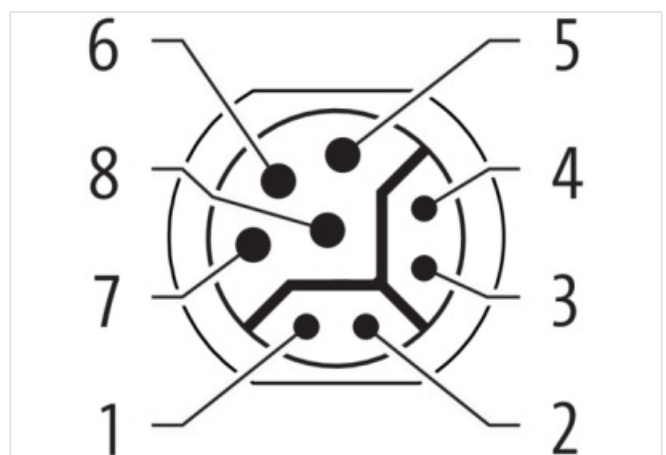
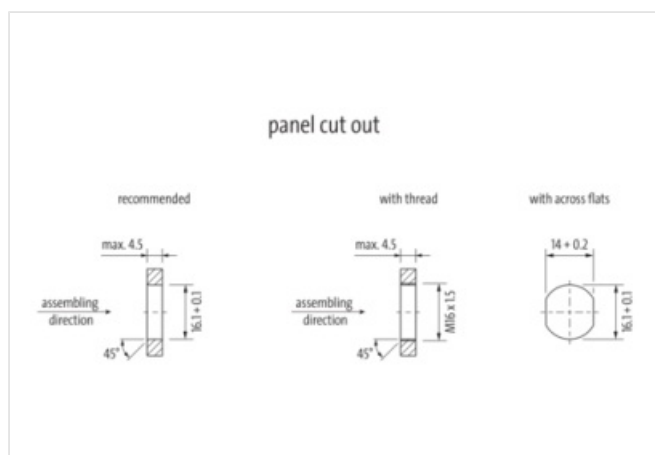
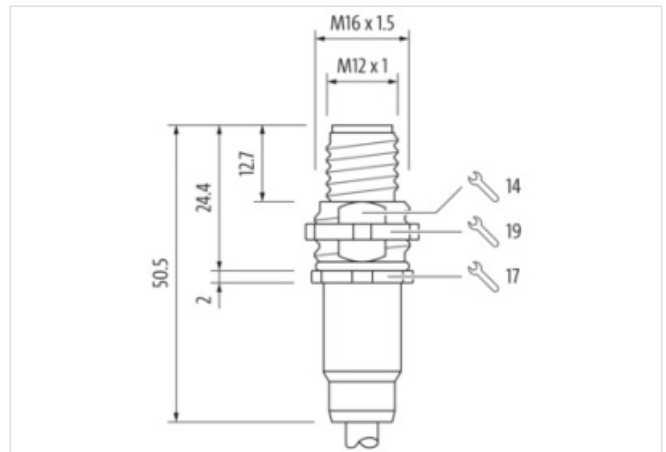
M12, 8-pole

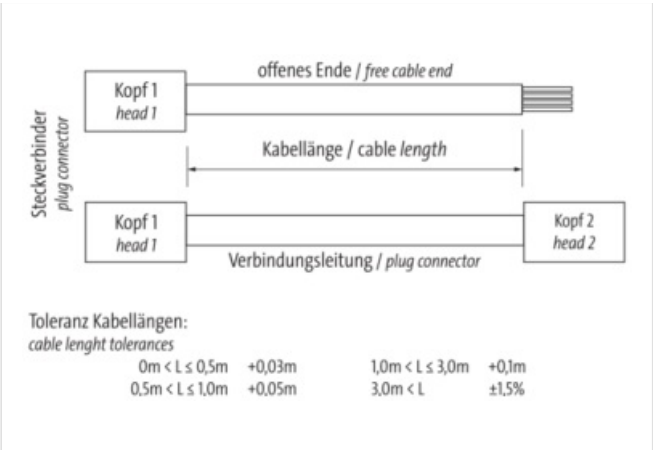
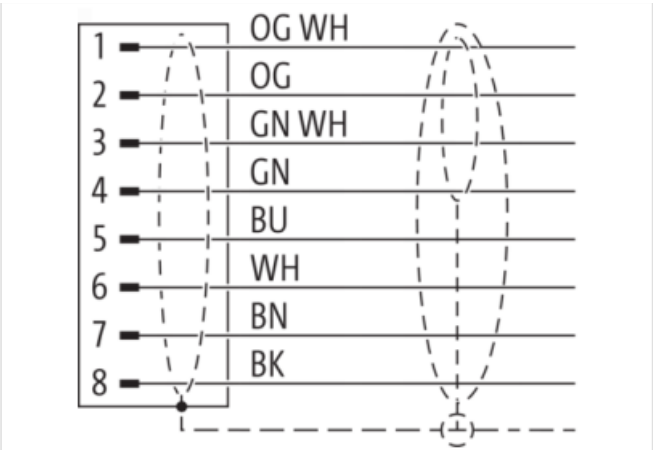
Y-coded

Shielded

Further cable lengths on request.

The resistance to aggressive media should be individually tested for your application. Further details on request.

[Link to Product](#)**Illustration**



Product may differ from Image



Side 1	
Family construction form	M12
No. of poles	8
Coding	Y
Gender	male
Mounting method	inserted, screwed
Threaded hole	M12 x 1
Tightening torque	0,6 Nm
Width across flats	SW14
Material	Brass
Coating head	nickel plated
Degree of protection (EN IEC 60529)	IP67
Side 2	
Family construction form	free cable end
Stripping length (jacket)	80 mm
Commercial data	
URL Webshop	https://shop.murrelektronik.com/7000-15651-8050030
customs tariff number	85444290

EAN	4048879669337
Packaging unit	1
Electrical data Supply	
Operating voltage AC max.	50 V
Operating voltage DC max.	50 V
Operating voltage AC (UL-listed)	30 V
Operating voltage DC (UL-listed)	30 V
Current operating per contact (UL)	3,3 A
Operating current per data contact max.	0,5 A
Operating current per power contact max.	6 A
Industrial Communication	
Data transmission rate max.	100 Mbit/s
Transfer parameters	CAT5, Class D (ISO/IEC 11801:2002), (EN 50173-1)
Industrial communication Ethernet functionality	
duplex	Full duplex
Diagnostics	
Status indication LED	No
Installation Connection	
Mounting set	M16 x 1.5
Width across flats	SW19
Device protection Electrical	
Protection NEMA	6P, 4, 3
Additional condition protection degree	inserted, screwed
Pollution Degree	3
Rated surge voltage	0,8 kV
Material group (IEC 60664-1)	I
Mechanical data	
Contour for corrugated hose	without
Mechanical data Material data	
Coating housing	nickel plated
Material screw connection	Brass
Coating of fitting	nickel plated
Locking material	Brass
Coating locking	nickel plated
Mechanical data Mounting data	
Mounting method	Schraubgewinde
Looking techniques	Schraubgewinde
Environmental characteristics Climatic	
Operating temperature min.	-30 °C
Operating temperature max.	85 °C
Additional condition temperature range	depending on cable quality
Important installation notes	
Note on bending radius	Attention: Observe the permissible bending radii when laying cables, as the IP protection class can be endangered by excessive bending forces.
Note on strain relief	Protect the connectors by suitable measures from mechanical loads, e.g. by the usage of cable ties.
Approvals	
UL 50E	Yes
Installation Cable	
Cable identification	805

Function cable	Hybrid, Data, Power
Stranding	1 × 4 wires around core filler star-shaped twisted
Amount stranding (type 2)	1
Stranding (type 2)	1 × 4 wires stranded with stranding combination with 3 filler
Cable shielding (type)	copper braid, tinned
Cable shielding (coverage)	85 %
Pair shielding (type)	copper braid, tinned
Pair shielding (coverage)	85 %
Banding	Foil, Fleece
Filler	Yes
Wire arrangement	(orange-white, green, orange, green-white), black, brown, white, blue
Cable weight	98 g/m
Material wire insulation	PP
Amount wires	4
Outer diameter insulation	1,5 mm
Outer diameter tolerance core insulation	± 0,1 mm
Shore hardness wire insulation	55 Shore D ± 5 Shore D
Ingredient freeness wire insulation	lead-free, cadmium-free, CFC-free, halogen-free, silicone-free
Amount strands (wire)	19
Diameter of single wires	38 AWG
Conductor crosssection (wire)	26 AWG
Material conductor wire	Stranded copper wire, bare
Electrical function wire	Data
Material wire insulation (type 2)	PP
Outer diameter wire insulation (type 2)	1,1 mm
Tolerance outer diameter wire insulation (type 2)	± 0,1 mm
Shore hardness wire insulation (type 2)	55 Shore D ± 5 Shore D
Ingredient freeness wire insulation (type 2)	lead-free, cadmium-free, CFC-free, halogen-free, silicone-free
Amount wires (type 2)	4
Amount strands wire (type 2)	19
Diameter of single wires (type 2)	32 AWG
Conductor crosssection wire (type 2)	20 AWG
Material conductor wire (type 2)	Stranded copper wire, bare
Electrical function wire (type 2)	Power
Outer-diameter (jacket)	8,1 mm
Tolerance outer diameter (sheath)	± 5 %
Material jacket	PUR
Shore hardness jacket	90 Shore D ± 5 Shore A
Freedom from ingredients (jacket)	lead-free, cadmium-free, CFC-free, halogen-free, silicone-free
Material property (jacket)	abrasion-resistant, low adhesion, good machinability, matte
Conductor resistance (wire)	140 Ω/km @ 20 °C
Conductor resistance (wire type 2)	35 Ω/km @ 20 °C
Electrical capacity line constant (wire - wire)	52.000 pF/km
Isolation resistance	5 GΩ × km
Nominal voltage max.	300 V
Withstand voltage (wire - wire)	2 kV @ 60 s
Withstand voltage (wire - jacket)	2 kV @ 60 s
Withstand voltage (wire - shield)	2 kV @ 60 s
Current load capacity (standard)	to DIN VDE 0298-4
Current load capacity max. (wire)	2,4 A
Current load capacity max. Wire (type 2)	7,2 A
Characteristic impedance	100 Ω ± 15 % @ 1 MHz
Operating temperature min. (static)	-40 °C

Operating temperature max. (static)	80 °C
Operating temperature min. (dynamic)	-30 °C
Operating temperature max. (dynamic)	70 °C / 90 °C @ 10000 h
Operating temperature min. (drag chain)	-30 °C
Operating temperature max. (drag chain)	70 °C
Flame resistance	IEC 60332-1-2, UL 1581 § 1060, UL 1581 § 1090, UL 1581 § 1100
Oil resistance	IEC 60811-404, IRM 901
Ozone resistance	EN 50396
UV resistance	UL 1581 § 1200 @ 300 h
Other resistances	good resistance to saturated hydrocarbons (diesel, kerosene, petrol ether), resistant to hydrolysis, resistant to microbes, MUD-resistant (NEK 606)
Bending radius (fixed)	5 × Outer diameter
Bending radius (dynamic)	10 × Outer diameter
No. of bending cycles (C-track)	2 Mio. @ 25 °C
Traversing distance (C-track)	5 m @ 25 °C horizontal
Travel speed (C-track)	3.3 m/s @ 25 °C
Acceleration (C-track)	5 m/s² @ 25 °C
No. of torsion cycles	2 Mio.
Torsion stress	± 30 °/m
Torsion speed	35 cycles/min