

M12 female recept. A-cod. front incl. nut

PUR-wires 5x0.34 0.5m

Art.No.: 7000-13562-9720050

Weight: 0.029 kg

Country of origin: DE

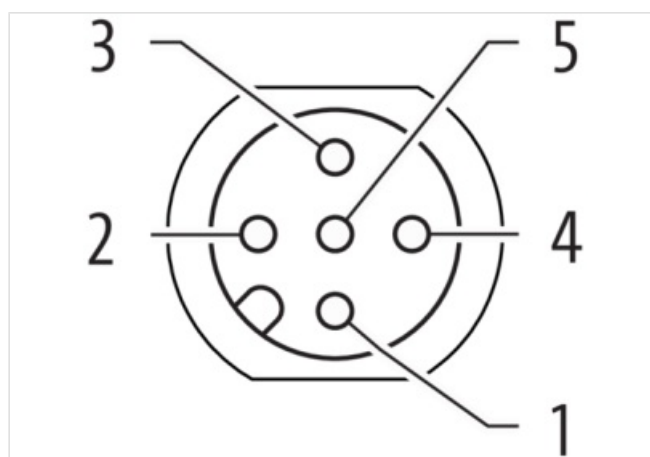
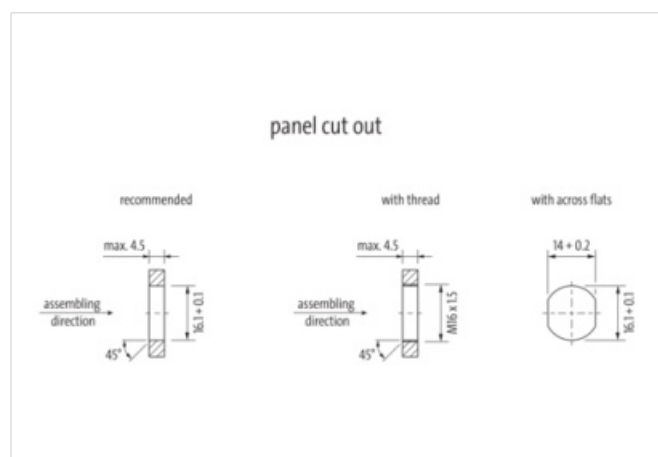
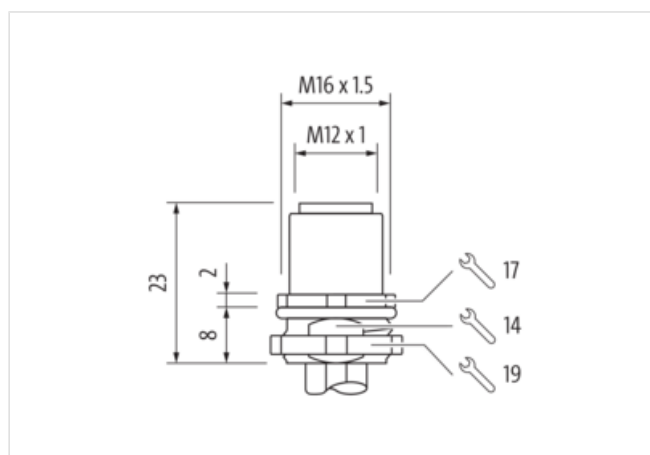
Model designation: MSBFV-U972_0.5

Flange female

M12, 5-pole

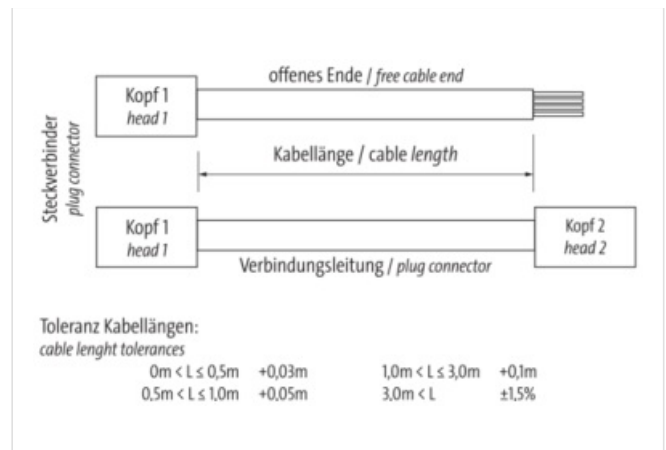
Front mounting

with multi-strand wire

[Link to Product](#)**Illustration**

1	BN
2	WH
3	BU
4	BK
5	GY

Product may differ from Image

**Header**

Cable length 0,50 m

Side 1

Family construction form	M12
No. of poles	5
Coding	A
Mounting method	inserted, screwed
Threaded hole	M12 x 1
Tightening torque	0,6 Nm
Material	Zinc die-casting
Material contact	Copper alloy
Coating contact	gold plated
Degree of protection (EN IEC 60529)	IP67

Commercial data

URL Webshop	https://shop.murrelektronik.com/7000-13562-9720050
customs tariff number	85444290
EAN	4048879494120
Packaging unit	1

Electrical data | Supply

Operating voltage AC max.	125 V
Operating voltage DC max.	125 V
Current operating per contact max.	4 A

Diagnostics

Status indication LED	No
-----------------------	----

Installation | Connection

Mounting set	M16 x 1.5
Width across flats	SW19

Device protection | Electrical

Protection NEMA	6P, 4, 3
Additional condition protection degree	inserted, screwed
Pollution Degree	3
Rated surge voltage	1,5 kV

Material group (IEC 60664-1)

I

Mechanical data

Contour for corrugated hose without

Mechanical data | Material data

Coating housing	nickel plated
Material screw connection	Zinc die-casting
Coating of fitting	nickel plated
Locking material	Zinc die-casting
Coating locking	Nickeled
Material gasket	FKM

Mechanical data | Mounting data

Mounting method	Schraubgewinde
Looking techniques	Schraubgewinde

Environmental characteristics | Climatic

Operating temperature min.	-30 °C
Operating temperature max.	85 °C
Additional condition temperature range	depending on cable quality

Important installation notes

Note on bending radius	Attention: Observe the permissible bending radii when laying cables, as the IP protection class can be endangered by excessive bending forces.
Note on strain relief	Protect the connectors by suitable measures from mechanical loads, e.g. by the usage of cable ties.

Conformity

Product standard	EN IEC 61076-2-101 (M12)
------------------	--------------------------

Approvals

UL 50E	Yes
--------	-----

Temperature range | Cable

Cable identification	972
Wire arrangement	brown, white, blue, black, gray
Cable weight	38 g/m
Material wire insulation	PUR
Amount wires	5
Outer diameter insulation	1,3 mm
Amount strands (wire)	19
Diameter of single wires	0,15 mm
Conductor crosssection (wire)	0,34 mm ²
Material conductor wire	copper stranded wire, tinned
Conductor type (wire)	Strand class 5
Conductor resistance (wire)	58 Ω/km @ 20 °C
Nominal voltage max.	300 V
Withstand voltage (wire - wire)	1.5 kV
Withstand voltage (wire - jacket)	1.5 kV
Operating temperature min. (static)	-40 °C
Operating temperature max. (static)	90 °C
Operating temperature min. (dynamic)	-25 °C
Operating temperature max. (dynamic)	90 °C