

M12 male 0° A-cod. IDC

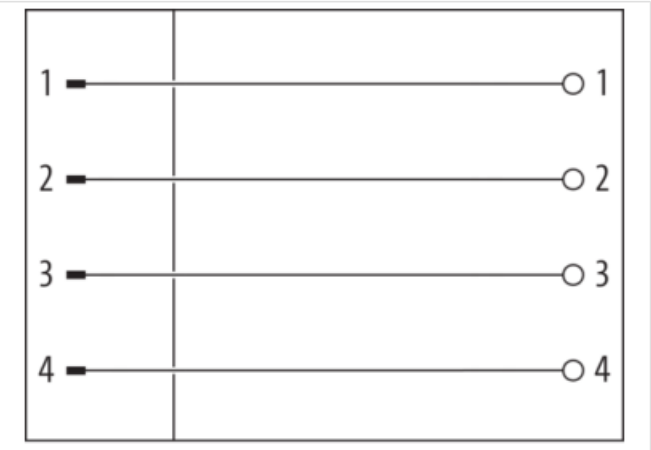
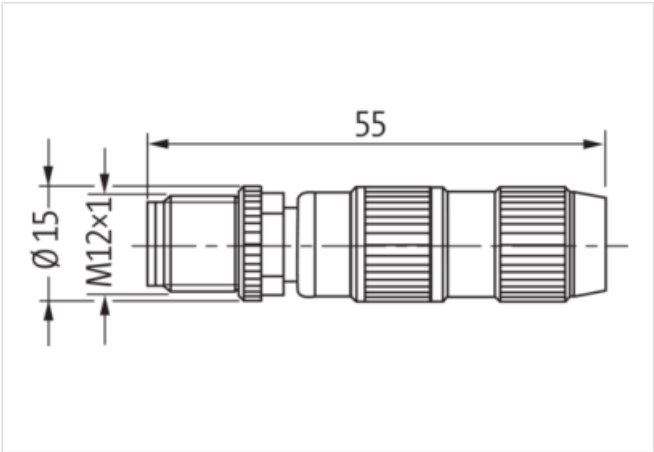
4-pol., 0.25 - 0.5mm², 4 - 5,1mm

Art.No.: 7000-12481-0000000
Weight: 0.020 kg
Country of origin: DE
Model designation: MSAL0-AC-T-IDC

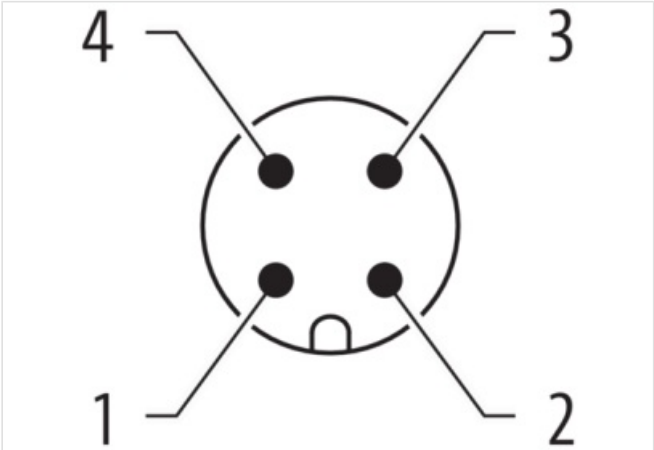
Male straight
M12, 4-pole
IDC terminals
Connection cross section: 0.25...0.5 mm²
Art.No. 7005 - M12 Lite - (plastic hexagonal screw) on request
The resistance to aggressive media should be individually tested for your application. Further details on request.

Link to Product

Illustration



Product may differ from Image



Header

Material short text MSAL0-AC-T-IDC

Side 1

Family construction form M12
Degree of protection (EN IEC 60529) IP67

Commercial data

URL Webshop	https://shop.murrelektronik.com/7000-12481-0000000
GTIN	4048879201841
ECLASS-6.0	27279221
ECLASS-6.1	27260702
ECLASS-7.0	27440102
ECLASS-7.1	27440102
ECLASS-8.0	27440102
ECLASS-8.1	27440102
ECLASS-9.0	27440116
ECLASS-9.1	27440106
ECLASS-10.0.1	27440106
ECLASS-10.1	27440102
ECLASS-11.0	27440106
ECLASS-11.1	27440102
ECLASS-12.0	27440116
ECLASS-13.0	27440106
ECLASS-14.0	27440106
ETIM-5.0	EC002635
ETIM-6.0	EC002635
ETIM-7.0	EC002635
ETIM-8.0	EC002635
customs tariff number	85366990
EAN	4048879201841
Packaging unit	1
customs tariff number	85366990
EAN	4048879201841
Packaging unit	1

Electrical data | Supply

Operating voltage AC max.	32 V
Operating voltage DC max.	32 V
Current operating per contact max.	4 A

Installation

Single wire diameter min.	0,1 mm
Connection cross section min.	0,25 mm ²
Connection cross section max.	0,5 mm ²

Installation | Connection

Tightening torque	0,6 Nm
Wire insulation diameter min.	1,2 mm
Wire insulation diameter max.	1,6 mm

Device protection | Electrical

Additional condition protection degree	mounted, screwed
Rated surge voltage	0,8 kV
Material group (IEC 60664-1)	III

Mechanical data | Mounting data

Height	55 mm
Width	15 mm
Depth	15 mm
Mounting method	inserted, screwed, Shaking protection
Clamping range min.	4 mm
Clamping range max.	5,1 mm

Environmental characteristics | Climatic

Operating temperature min.	-25 °C
----------------------------	--------

Operating temperature max. 85 °C

Important installation notes

Note on bending radius	Attention: Observe the permissible bending radii when laying cables, as the IP protection class can be endangered by excessive bending forces.
Note on strain relief	Protect the connectors by suitable measures from mechanical loads, e.g. by the usage of cable ties.