

MVP12, 4XM12, 5POLE, PLUGGABLE CABLE

3.0m PUR/PVC 8x0,34+3x0,75

Art.No.: 27025

Weight: 0.511 kg

Country of origin: DE

Model designation: MVM4-UHL3.0

4-way, 5-pole

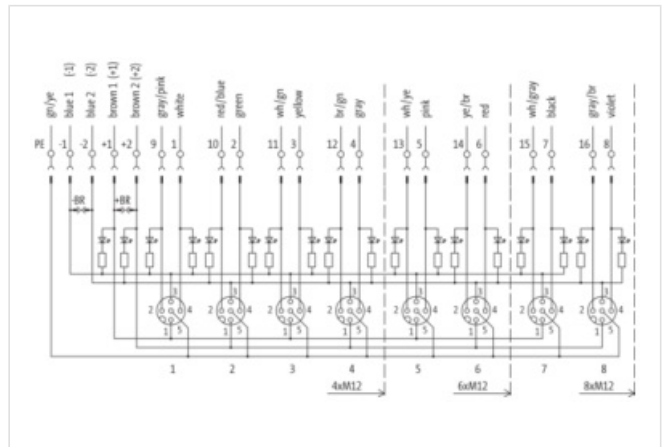
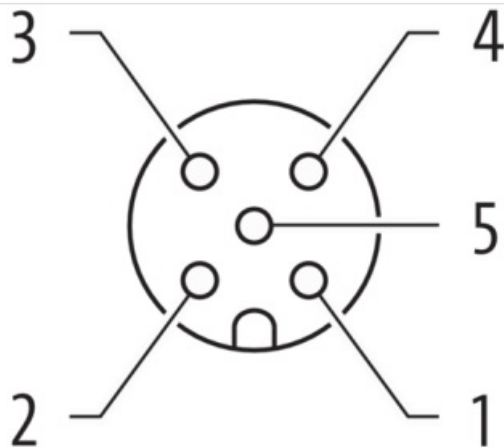
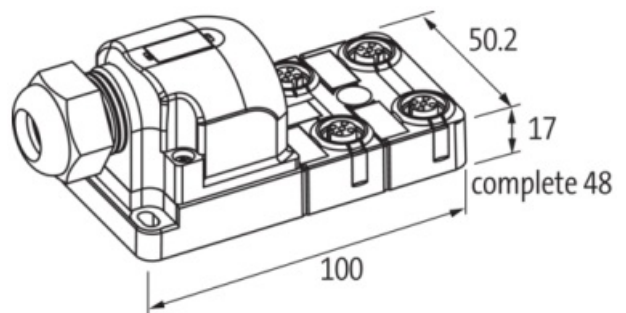
PUR/PVC

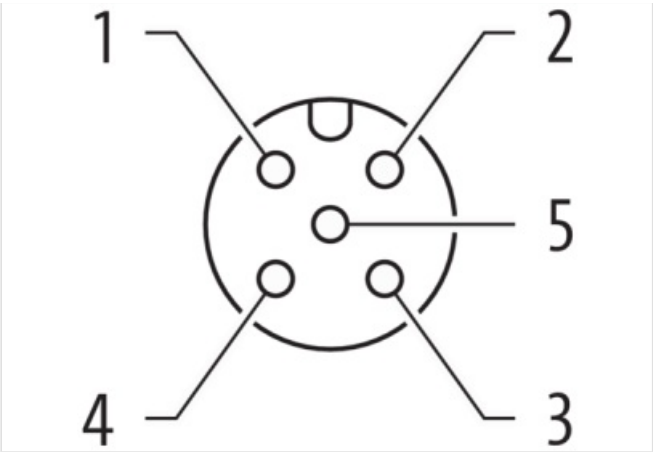
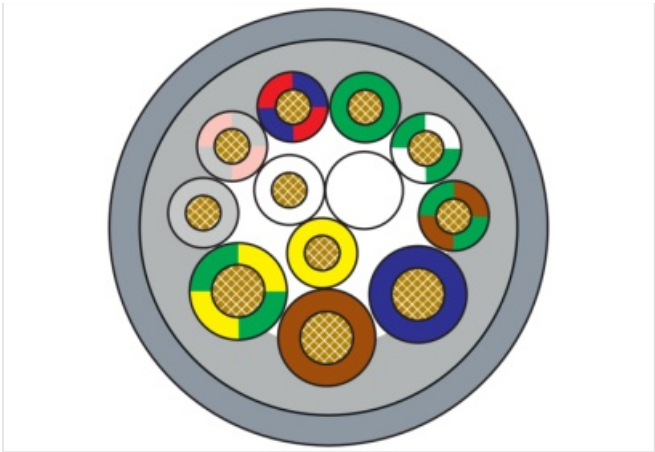
3.0 m

with LED for digital PNP-signals 24 V DC

Further cable lengths on request.

Plastic housings with good resistance against chemicals and oils.

[Link to Product](#)**Illustration**



Product may differ from Image



Header

Material short text MVM4-UHL3.0

Commercial data

URL Webshop	https://shop.murrelektronik.com/27025
GTIN	4048879064545
ECLASS-6.0	27279219
ECLASS-6.1	27279219
ECLASS-7.0	27279219
ECLASS-7.1	27279219
ECLASS-8.0	27279219
ECLASS-8.1	27279219
ECLASS-9.0	27440108
ECLASS-9.1	27440108
ECLASS-10.0.1	27440108
ECLASS-10.1	27440108
ECLASS-11.0	27440108
ECLASS-11.1	27440108
ECLASS-12.0	27440108
ECLASS-13.0	27440108
ECLASS-14.0	27440108
ETIM-5.0	EC002585
ETIM-6.0	EC002585
ETIM-7.0	EC002585
ETIM-8.0	EC002585
customs tariff number	85366990
EAN	4048879064545
Packaging unit	1

Electrical data | Supply

Operating voltage DC	24 V
Operating voltage DC min.	18 V
Operating voltage DC max.	30 V
Current operating per contact max.	4 A

Total current max. 8 A

Industrial Communication

Number of signals per port 2

Installation | Connection

Mounting set M12 x 1

Device protection | Electrical

Degree of protection (EN IEC 60529) IP67, IP65

Additional condition protection degree inserted, screwed

Device protection | Media

Flame resistance flame retardant

Mechanical data | Material data

Material housing PBT

Mechanical data | Mounting data

Height 100 mm

Width 50,2 mm

Depth 17 mm

Mounting method Schraubgewinde

Environmental characteristics | Climatic

Operating temperature min. -20 °C

Operating temperature max. 80 °C

Installation | Cable

Cable identification 363

Cable Type 2

Function cable Hybrid, Signal, Power

Stranding 1 × 2 wires stranded with filler

Amount stranding (type 2) 1

Stranding (type 2) 1 × 9 wires stranded around stranding combination

Filler Yes

Wire arrangement (white, yellow), gray, gray-pink, red-blue, green, green-white, brown-green, blue, brown, green-yellow

Cable weight 130 g/m

Material wire insulation PVC

Amount wires 8

Outer diameter insulation 1,3 mm

Outer diameter tolerance core insulation ± 0,1 mm

Shore hardness wire insulation 43 ± 5 Shore D

Material properties wire insulation good machinability

Ingredient freeness wire insulation lead-free, cadmium-free, CFC-free, silicone-free

Amount strands (wire) 19

Diameter of single wires 0,15 mm

Conductor crosssection (wire) 0,34 mm²

Material conductor wire Stranded copper wire, bare

Conductor type (wire) Strand class 5

Material wire insulation (type 2) PVC

Outer diameter wire insulation (type 2) 1,8 mm

Tolerance outer diameter wire insulation (type 2) ± 0,1 mm

Shore hardness wire insulation (type 2) 43 ± 5 Shore D

Material properties wire insulation (type 2) good machinability

Ingredient freeness wire insulation (type 2) lead-free, cadmium-free, CFC-free, silicone-free

Amount wires (type 2) 3

Amount strands wire (type 2) 24

Diameter of single wires (type 2)	0,2 mm
Conductor crosssection wire (type 2)	0,75 mm ²
Material conductor wire (type 2)	Stranded copper wire, bare
Wire conductor type (type 2)	Strand class 5
Electrical function wire (type 2)	Power
Outer-diameter (jacket)	8,1 mm
Tolerance outer diameter (sheath)	± 5 %
Material jacket	PUR
Shore hardness jacket	87 ± 5 Shore A
Freedom from ingredients (jacket)	lead-free, cadmium-free, CFC-free, silicone-free
Material property (jacket)	abrasion-resistant, low adhesion, good machinability, matte
Material inner jacket	PVC
Color (inner jacket)	gray
Conductor resistance (wire)	57 Ω/km @ 20 °C
Conductor resistance (wire type 2)	26 Ω/km @ 20 °C
Max. rated voltage (conductor - ground)	300 V
Max. rated voltage (conductor - conductor)	300 V
Withstand voltage (wire - wire)	2 kV @ 60 s
Withstand voltage (wire - jacket)	2 kV @ 60 s
Current load capacity (standard)	to DIN VDE 0298-4
Current load capacity max. (wire)	4 A
Current load capacity max. Wire (type 2)	12 A
Operating temperature min. (static)	-30 °C
Operating temperature max. (static)	80 °C
Operating temperature min. (dynamic)	-5 °C
Operating temperature max. (dynamic)	70 °C
Operating temperature min. (drag chain)	-5 °C
Operating temperature max. (drag chain)	60 °C
Flame resistance	UL 1581 § 1090, CSA FT2, IEC 60332-2-2
Oil resistance	IEC 60811-404
Chemical resistance	good
Other resistances	good resistance to gasoline, resistant to hydrolysis, resistant to microbes
Bending radius (fixed)	5 × Outer diameter
Bending radius (dynamic)	10 × Outer diameter
No. of bending cycles (C-track)	2 Mio. @ 25 °C
Traversing distance (C-track)	5 m @ 25 °C
Travel speed (C-track)	2 m/s @ 25 °C
Acceleration (C-track)	10 m/s ² @ 25 °C

Connection type 2

Family construction form	free cable end
No. of poles	11
Color contact carrier	gray
Family construction form	M12
No. of poles	5
Coding	A
Gender	female
Color contact carrier	black
PIN 1	+
PIN 2	n.c.
PIN 3	-
PIN 4	NO S 1
PIN 5	PE