

# Microwave SLCs

## ULTRA MAXI Series




The Ultra Maxi Series is the latest addition to the KYOCERA AVX family of proprietary high k, inter-granular barrier layer dielectric systems. This series is similar to our Maxi & Maxi+ product offerings, but with the notable difference that the dielectric constant has been increased to 60,000 - double the previous high for our industry leading GBL formulations.

These new Single Layer Ceramic Capacitors, with X7R TCC and rated at 25VDC (-55°C thru +125°C), set a new standard for circuit miniaturization. On average, the required board mounting area will be reduced by approximately two-thirds when compared to an equivalent capacitance value for our Maxi+ series. The Ultra Maxi series offers an ideal solution for broadband bypass applications where high performance and the smallest footprint are the primary considerations.

Terminations (Au over Ti/W) provide an excellent wire bonding surface and are compatible with conductive epoxy and Au/Sn eutectic solder attach.

Samples and custom configurations are available on request.



inches (millimeters)

Style	Length x Width ±.003" (0.076)	Capacitance (pF)	
		Min	Max
GD10	.010 x .010 (.254 x .254)	200	300
GD15	.015 x .015 (.381 x .381)	300	600
GD20	.020 x .020 (.508 x .508)	550	1000
GD25	.025 x .025 (.635 x .635)	900	1500
GD30	.030 x .030 (.762 x .762)	1400	2000
GD35	.035 x .035 (.889 x .889)	1900	2700
GD40	.040 x .040 (1.016 x 1.016)	2600	3500
GD45	.045 x .045 (1.143 x 1.143)	3300	4400
GD50	.050 x .050 (1.270 x 1.270)	4200	5400
GD55	.055 x .055 (1.397 x 1.397)	5100	6500
Thickness: .0065±.001 (.165±.025)			

Sample kits are available

[ULTRA MAXI KIT Catalog # KITSLCK60KSAMPL](#)

includes 10 each:

GD1030101ZA6N, GD1530601ZA6N

GD2530152ZA6N, GD3530272ZA6N

Dielectric Constant: 60,000

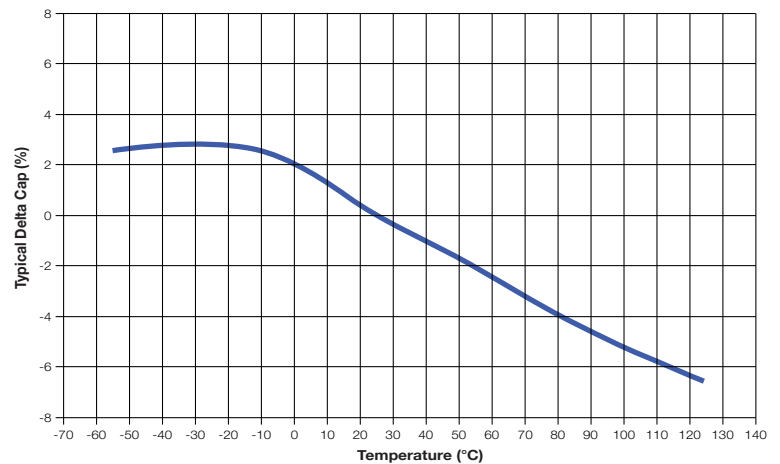
Temperature Coefficient: +/- 15%

Min Q at 1MHz: 30

Max DF (%) at 1KHz: 2.5

Min IR at 25°C: 10<sup>4</sup> Mohms

Capacitance Change with Temperature



## HOW TO ORDER

<b>GD</b>	<b>20</b>	<b>3</b>	<b>0</b>	<b>102</b>	<b>Z</b>	<b>A</b>	<b>6N</b>
Type Code	L&W (mils)	Rated Voltage Code* 3 = 25 VDC	Dielectric 0 = Ultra Maxi (k = 60,000)	Capacitance EIA Cap Code in pF	Capacitance Tolerance M = ±20% Z = +80 -20%	Termination A=Ti/W-Au Ti/W (1000A nom)- Au (100 u-in min) N = Ti/W-Ni-Au Ti/W(500A nom) - Ni (1500A nom)- Au (100u-in min)	Packaging Antistatic Waffle Pack (400 per)

\*Other voltages available. Contact factory for details.



The Important Information/Disclaimer is incorporated in the catalog where these specifications came from or available online at [www.kyocera-avx.com/disclaimer/](http://www.kyocera-avx.com/disclaimer/) by reference and should be reviewed in full before placing any order.

TDS-RFSLC-0006 | Rev 3

— MICROWAVE SINGLE LAYER CERAMIC CAPACITORS —

# Microwave SLCs

## High Reliability Certification Program



**Commercial Off The Shelf**

### High Reliability Certification Program

The COTS Program provides a cost efficient approach to qualifying standard products for enhanced reliability applications. This flexible program offers standard screening packages with options to support specifics of customer-driven program requirements.

#### Applications:

- Ruggedized Commercial  
(Medical, Industrial, Telecommunications)
- Military  
(Ground, Naval, Airborne)
- Space/Satellite

#### Availability:

Contact KYOCERA AVX for more information regarding which parts are eligible for high reliability screening and any custom options.

### COTS Screening Options

HD: Highest Screening Level

The highest screening option adds life testing as an assurance in mission critical applications and is often used as an alternative in space qualified applications.

HC: Airborne Applications

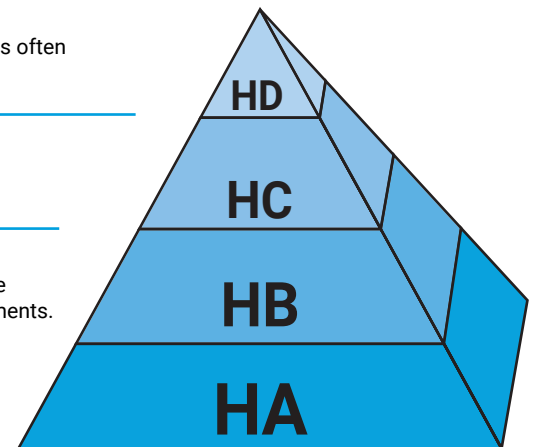
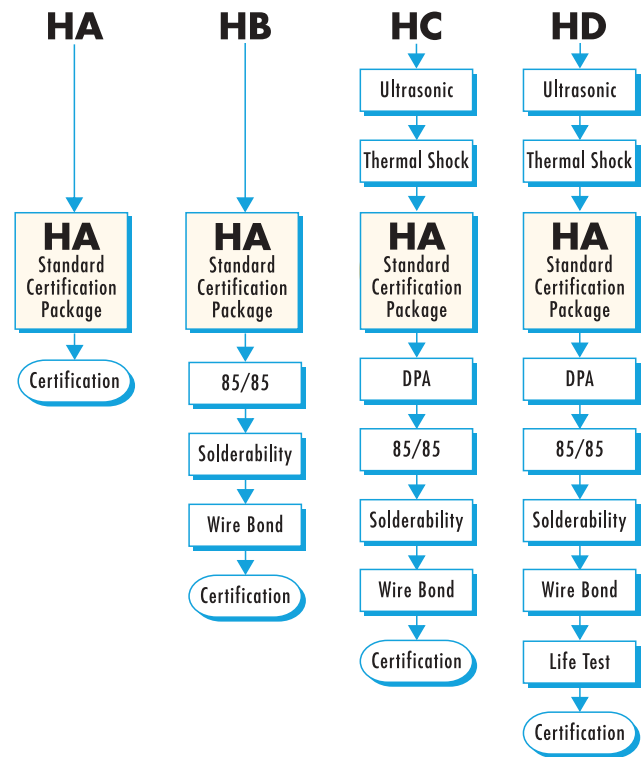
Often used in airborne applications, this profile closely models the military specifications.

HB: Additional Sample Testing

Built upon our standard HA Screening, this program provides additional sample testing to certify the termination for attachment integrity and the ability to survive and perform in high humidity environments.

HA: Standard Upscreen Package

KYOCERA AVX's Standard Hi Rel certification screening profile is typically used as a lower cost means to certify product reliability. HA screening is used throughout the industry in ground based military applications as well as stringent commercial applications.



P/N Prefix				Evaluation Operation	Sample Size
HA	HB	HC	HD		
		X	X	Ultrasonic Screening†	100%
		X	X	Thermal Shock (5 Cycles for HC and 20 Cycles for HD)	100%
X	X	X	X	Standard Hi-Rel Certification Package (HA)	100%
		X	X	Destructive Physical Analysis	see table*
	X	X	X	85/85 (Low Voltage Moisture Humidity)	13 units*
	X	X	X	Solderability (Solderable or Solder Coated Only)	5 units*
	X	X	X	Wire Bond Test (Gold Terminated Chips Only)	13 units*
			X	Life Test (2000)	25 units*

DPA Sample Table	
Lot Size	Sample
1 - 500	14
501 - 10,000	32
10,001 - 35,000	50
35,001 and up	80

\* Additional sample units required that have passed the 100% testing along with the deliverable (flight) quantity.

† Ultrasonic Screening does not apply to SLC products.