



capacitor contactor, AC-6b 25 kVA<sub>r</sub>, / 400 V, 3-pole, 24 V AC, 50 Hz, auxiliary contacts: 1 NO + 2 NC, screw terminal, size: S0

product brand name	SIRIUS
product designation	capacitor contactors
product type designation	3RT26
<b>General technical data</b>	
size of contactor	S0
product extension auxiliary switch	No
power loss [W] for rated value of the current	
• at AC in hot operating state per pole	2.7 W
• without load current share typical	2.5 W
type of calculation of power loss current-dependent	quadratic
insulation voltage	
• of main circuit with degree of pollution 3 rated value	690 V
• of auxiliary circuit with degree of pollution 3 rated value	690 V
surge voltage resistance	
• of main circuit rated value	6 kV
• of auxiliary circuit rated value	6 kV
maximum permissible voltage for protective separation between coil and main contacts according to EN 60947-1	400 V
shock resistance at rectangular impulse	
• at AC	8,3 g / 5 ms, 5,3 g / 10 ms
shock resistance with sine pulse	
• at AC	13,5 g / 5 ms, 8,3 g / 10 ms
mechanical service life (operating cycles)	
• of the contactor with added auxiliary switch block typical	3 000 000
electrical endurance (operating cycles)	200 000
reference code according to IEC 81346-2	Q
Substance Prohibitance (day/month/year)	05/01/2014
Net Weight	0.57 g
<b>Ambient conditions</b>	
installation altitude at height above sea level maximum	2 000 m
ambient temperature	
• during operation	-25 ... +60 °C
• during storage	-55 ... +80 °C
relative humidity minimum	10 %
relative humidity at 55 °C according to IEC 60068-2-30 maximum	95 %
<b>Main circuit</b>	
number of poles for main current circuit	3
number of NO contacts for main contacts	3

<b>number of NC contacts for main contacts</b>	0
operational current at AC-6b at 690 V at ambient temperature 60 °C rated value	36 A
<b>operating reactive power at AC-6b</b>	
• at 230 V at 50/60 Hz at ambient temperature 60 °C rated value	5 ... 14 kvar
• at 400 V at 50/60 Hz at ambient temperature 60 °C rated value	8 ... 25 kvar
• at 500 V at 50/60 Hz at ambient temperature 60 °C rated value	10 ... 31 kvar
• at 690 V at 50/60 Hz at ambient temperature 60 °C rated value	14 ... 43 kvar
<b>no-load switching frequency</b>	
• at AC	500 1/h
<b>operating frequency at AC-6b</b>	
• at 230 V maximum	100 1/h
• at 240 V maximum	100 1/h
• at 400 V maximum	100 1/h
• at 480 V maximum	100 1/h
• at 500 V maximum	100 1/h
• at 600 V maximum	100 1/h
• at 690 V maximum	72 1/h
<b>Control circuit/ Control</b>	
<b>type of voltage</b>	AC
<b>type of voltage of the control supply voltage</b>	AC
<b>control supply voltage at AC</b>	
• at 50 Hz rated value	24 V
<b>control supply voltage frequency</b>	
• 1 rated value	50 Hz
<b>operating range factor control supply voltage rated value of magnet coil at AC</b>	
• at 50 Hz	0.8 ... 1.1
<b>apparent pick-up power of magnet coil at AC</b>	77 VA
<b>inductive power factor with closing power of the coil</b>	0.82
<b>apparent holding power of magnet coil at AC</b>	9.8 VA
<b>inductive power factor with the holding power of the coil</b>	0.25
<b>closing delay</b>	
• at AC	8 ... 40 ms
<b>opening delay</b>	
• at AC	4 ... 16 ms
<b>arcing time</b>	10 ms
<b>control version of the switch operating mechanism</b>	Standard A1 - A2
<b>residual current of the electronics for control with signal &lt;0&gt;</b>	
• at AC at 230 V maximum permissible	7 mA
<b>Auxiliary circuit</b>	
<b>number of NC contacts for auxiliary contacts</b>	2
• attachable	0
• instantaneous contact	2
<b>number of NO contacts for auxiliary contacts</b>	1
• attachable	0
• instantaneous contact	1
<b>operational current of auxiliary contacts at AC-12 maximum</b>	10 A
<b>operational current of auxiliary contacts at AC-15</b>	
• at 230 V	6 A
• at 400 V	3 A
• at 690 V	1 A
<b>operational current of auxiliary contacts at DC-13</b>	
• at 24 V	6 A
• at 60 V	2 A
• at 110 V	1 A

<ul style="list-style-type: none"> <li>at 125 V</li> <li>at 220 V</li> </ul>	0.9 A 0.3 A
<b>contact reliability of auxiliary contacts</b>	0.00000001
<b>UL/CSA ratings</b>	
<b>contact rating of auxiliary contacts according to UL</b>	A600 / Q600
<b>UL File Number (CCN)</b>	E31519 (NLDX, NLDX7)
<b>Short-circuit protection</b>	
design of the miniature circuit breaker for short-circuit protection of the auxiliary circuit up to 230 V	C characteristic: 10 A; 0.4 kA
<b>design of the fuse link</b>	
<ul style="list-style-type: none"> <li>for short-circuit protection of the main circuit with type of coordination 1 required</li> <li>for short-circuit protection of the auxiliary switch required</li> </ul>	gG: 80 A (690 V, 50 kA) gG: 10 A (690 V, 1 kA)
<b>Installation/ mounting/ dimensions</b>	
<b>mounting position</b>	+/-180° rotation possible on vertical mounting surface; can be tilted forward and backward by +/- 22.5° on vertical mounting surface
<b>fastening method</b>	screw and snap-on mounting onto 35 mm DIN rail according to DIN EN 50022
<b>height</b>	135 mm
<b>width</b>	45 mm
<b>depth</b>	155 mm
<b>required spacing</b>	
<ul style="list-style-type: none"> <li>with side-by-side mounting at the side</li> <li>for grounded parts at the side</li> </ul>	10 mm 10 mm
<b>Connections/ Terminals</b>	
<b>type of electrical connection</b>	
<ul style="list-style-type: none"> <li>for main current circuit</li> <li>for auxiliary and control circuit</li> <li>at contactor for auxiliary contacts</li> <li>of magnet coil</li> </ul>	screw-type terminals screw-type terminals Screw-type terminals Screw-type terminals
type of connectable conductor cross-sections for main contacts	
<ul style="list-style-type: none"> <li>solid</li> <li>stranded</li> <li>solid or stranded</li> <li>finely stranded with core end processing</li> </ul>	2x (1 ... 2.5 mm <sup>2</sup> ), 2x (2.5 ... 10 mm <sup>2</sup> ) 2x (1 ... 2.5 mm <sup>2</sup> ), 2x (2.5 ... 10 mm <sup>2</sup> ) 2x (1 ... 2.5 mm <sup>2</sup> ), 2x (2.5 ... 10 mm <sup>2</sup> ) 2x (1 ... 2.5 mm <sup>2</sup> ), 2x (2.5 ... 6 mm <sup>2</sup> ), 1x 10 mm <sup>2</sup>
<b>type of connectable conductor cross-sections</b>	
<ul style="list-style-type: none"> <li>for auxiliary contacts <ul style="list-style-type: none"> <li>solid</li> <li>solid or stranded</li> <li>finely stranded with core end processing</li> </ul> </li> <li>for AWG cables for auxiliary contacts</li> </ul>	2x (0.5 ... 1.5 mm <sup>2</sup> ), 2x (0.75 ... 2.5 mm <sup>2</sup> ), 2x 4 mm <sup>2</sup> 2x (0.5 ... 1.5 mm <sup>2</sup> ), 2x (0.75 ... 2.5 mm <sup>2</sup> ), 2x 4 mm <sup>2</sup> 2x (0.5 ... 1.5 mm <sup>2</sup> ), 2x (0.75 ... 2.5 mm <sup>2</sup> ) 2x (20 ... 16), 2x (18 ... 14), 2x 12
<b>type of minimum connectable cross-sections for main contacts at AC-6b</b>	
<ul style="list-style-type: none"> <li>at 40 °C</li> <li>at 60 °C</li> </ul>	1x 10 mm <sup>2</sup> 2x 10 mm <sup>2</sup>
<b>AWG number as coded connectable conductor cross section for main contacts</b>	16 ... 8
<b>Safety related data</b>	
<b>product function</b>	
<ul style="list-style-type: none"> <li>mirror contact according to IEC 60947-4-1</li> <li>positively driven operation according to IEC 60947-5-1</li> </ul>	No No
<b>Electrical Safety</b>	
<b>protection class IP on the front according to IEC 60529</b>	IP20
<b>touch protection on the front according to IEC 60529</b>	finger-safe, for vertical contact from the front
<b>Approvals Certificates</b>	
<b>Environmental Product Declaration</b>	
<ul style="list-style-type: none"> <li>global warming potential [CO2 eq] / during manufacturing</li> <li>global warming potential [CO2 eq] / during operation</li> <li>global warming potential [CO2 eq] / after end of life</li> <li>global warming potential [CO2 eq] / total</li> </ul>	2.47 kg 104 kg -0.226 kg 106 kg
<b>Environment</b>	<b>General Product Approval</b>

[Environmental Con-  
firmations](#)



General Product Ap- proval	EMV	Test Certificates	Maritime application
-------------------------------	-----	-------------------	----------------------



[Type Test Certific-  
ates/Test Report](#)



other	Dangerous goods
-------	-----------------

[Confirmation](#)

[Miscellaneous](#)



[Transport Information](#)

#### Further information

Information on the packaging

<https://support.industry.siemens.com/cs/ww/en/view/109813875>

Information for data generation and storage

<https://support.industry.siemens.com/cs/ww/en/view/109995012>

Information- and Downloadcenter (Catalogs, Brochures,...)

<https://www.siemens.com/ic10>

Industry Mall (Online ordering system)

<https://mall.industry.siemens.com/mall/en/en/Catalog/product?mlfb=3RT2627-1AB05>

Service&Support (Manuals, Certificates, Characteristics, FAQs,...)

<https://support.industry.siemens.com/cs/ww/en/ps/3RT2627-1AB05>

Image database (product images, 2D dimension drawings, 3D models, device circuit diagrams, EPLAN macros, ...)

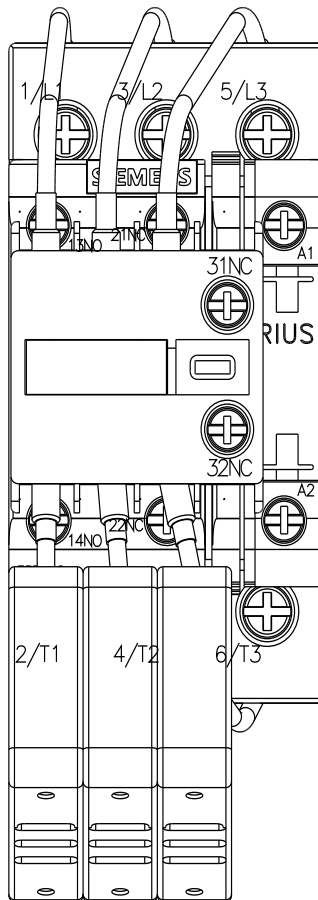
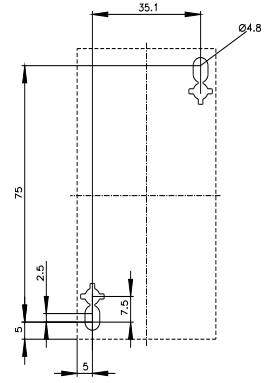
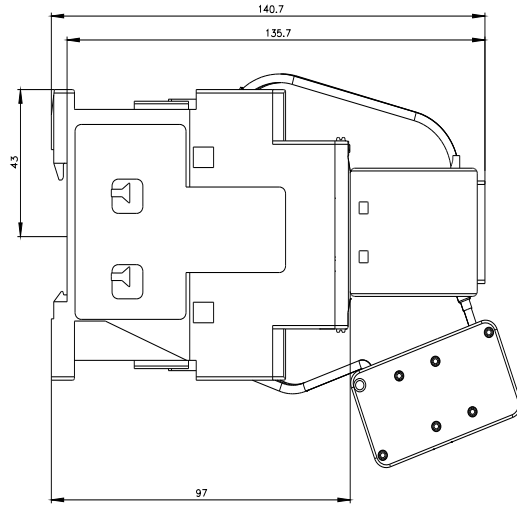
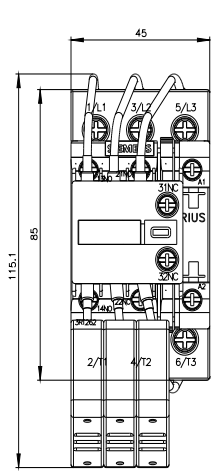
[https://www.automation.siemens.com/bilddb/cax\\_de.aspx?mlfb=3RT2627-1AB05&lang=en](https://www.automation.siemens.com/bilddb/cax_de.aspx?mlfb=3RT2627-1AB05&lang=en)

Cax online generator

<https://support.automation.siemens.com/WW/CAXorder/default.aspx?lang=en&mlfb=3RT2627-1AB05>

Characteristic curves

[https://curves.simaris.siemens.com/curves/<mmp\\_prod\\_noCOMP="HAUPT"></mmp\\_prod\\_no>](https://curves.simaris.siemens.com/curves/<mmp_prod_noCOMP=)





last modified:

4/4/2026 