

Timing relay, electronic with star-delta (wye-delta) function 1 NO delayed 1 NO instantaneous 1 time range, 3...60 s 12-240 V AC/DC at 50/60 Hz AC with LED, Spring-type terminal (push-in)

product brand name	SIRIUS
product designation	timing relay
design of the product	Star-delta (wye-delta) function
product type designation	3RP25
<b>General technical data</b>	
product feature protective coating on printed-circuit board	No
product component	
• relay output	Yes
• semi-conductor output	No
product extension required remote control	No
product extension optional remote control	No
power loss [W] maximum	2 W
insulation voltage for overvoltage category III according to IEC 60664 with degree of pollution 3 rated value	300 V
test voltage for isolation test	2.5 kV
degree of pollution	3
surge voltage resistance rated value	4 000 V
shock resistance according to IEC 60068-2-27	11 g / 15 ms
vibration resistance according to IEC 60068-2-6	10 ... 55 Hz / 0.35 mm
mechanical service life (operating cycles) typical	10 000 000
electrical endurance (operating cycles) at AC-15 at 230 V typical	100 000
adjustable time	3 ... 60 s
relative setting accuracy relating to full-scale value	5 %; +/-
thermal current	5 A
recovery time	250 ms
reference code according to IEC 81346-2	K
relative repeat accuracy	1 %; +/-
influence of the surrounding temperature	1% in the whole temperature range to the set runtime
power supply influence	1% in the whole voltage range to the set runtime
Substance Prohibitance (day/month/year)	09/12/2014
SVHC substance name	Lead CAS-No. 7439-92-1 Lead monoxide (lead oxide) CAS-No. 1317-36-8 2-methyl-1-(4-methylthiophenyl)-2-morpholinopropan-1-one CAS-No. 71868-10-5 Melamine CAS-No. 108-78-1 6,6'-di-tert-butyl-2,2'-methylenedi-p-cresol CAS-No. 119-47-1
Net Weight	0.145 kg
<b>Control circuit/ Control</b>	
type of voltage of the control supply voltage	AC/DC
control supply voltage at AC	
• at 50 Hz rated value	12 ... 240 V
• at 60 Hz rated value	12 ... 240 V
control supply voltage 1 at AC	
• at 50 Hz	12 ... 240 V
• at 60 Hz	12 ... 240 V
control supply voltage frequency 1	50 ... 60 Hz
control supply voltage at DC rated value	12 ... 240 V
control supply voltage 1 at DC	12 ... 240 V
operating range factor control supply voltage rated value at DC	
• initial value	0.8

<ul style="list-style-type: none"> <li>• full-scale value</li> </ul>	1.1
<b>operating range factor control supply voltage rated value at AC at 50 Hz</b>	
<ul style="list-style-type: none"> <li>• initial value</li> </ul>	0.8
<ul style="list-style-type: none"> <li>• full-scale value</li> </ul>	1.1
<b>operating range factor control supply voltage rated value at AC at 60 Hz</b>	
<ul style="list-style-type: none"> <li>• initial value</li> </ul>	0.8
<ul style="list-style-type: none"> <li>• full-scale value</li> </ul>	1.1
<b>inrush current peak</b>	
<ul style="list-style-type: none"> <li>• at 24 V</li> </ul>	0.5 A
<ul style="list-style-type: none"> <li>• at 240 V</li> </ul>	5 A
<b>duration of inrush current peak</b>	
<ul style="list-style-type: none"> <li>• at 24 V</li> </ul>	0.4 ms
<ul style="list-style-type: none"> <li>• at 240 V</li> </ul>	0.5 ms

### Switching Function

<b>switching function</b>	
<ul style="list-style-type: none"> <li>• ON-delay</li> </ul>	No
<ul style="list-style-type: none"> <li>• ON-delay/instantaneous contact</li> </ul>	No
<ul style="list-style-type: none"> <li>• passing make contact</li> </ul>	No
<ul style="list-style-type: none"> <li>• passing make contact/instantaneous contact</li> </ul>	No
<ul style="list-style-type: none"> <li>• OFF delay</li> </ul>	No
<b>switching function</b>	
<ul style="list-style-type: none"> <li>• flashing symmetrically with interval start/instantaneous</li> </ul>	No
<ul style="list-style-type: none"> <li>• flashing symmetrically with interval start</li> </ul>	No
<ul style="list-style-type: none"> <li>• flashing symmetrically with pulse start/instantaneous</li> </ul>	No
<ul style="list-style-type: none"> <li>• flashing symmetrically with pulse start</li> </ul>	No
<ul style="list-style-type: none"> <li>• flashing asymmetrically with interval start</li> </ul>	No
<ul style="list-style-type: none"> <li>• flashing asymmetrically with pulse start</li> </ul>	No
<b>switching function</b>	
<ul style="list-style-type: none"> <li>• star-delta circuit with delay time</li> </ul>	No
<ul style="list-style-type: none"> <li>• star-delta circuit</li> </ul>	Yes
<b>switching function with control signal</b>	
<ul style="list-style-type: none"> <li>• additive ON-delay</li> </ul>	No
<ul style="list-style-type: none"> <li>• passing break contact</li> </ul>	No
<ul style="list-style-type: none"> <li>• passing break contact/instantaneous</li> </ul>	No
<ul style="list-style-type: none"> <li>• OFF delay</li> </ul>	No
<ul style="list-style-type: none"> <li>• OFF delay/instantaneous</li> </ul>	No
<ul style="list-style-type: none"> <li>• pulse delayed</li> </ul>	No
<ul style="list-style-type: none"> <li>• pulse delayed/instantaneous</li> </ul>	No
<ul style="list-style-type: none"> <li>• pulse-shaping</li> </ul>	No
<ul style="list-style-type: none"> <li>• pulse-shaping/instantaneous</li> </ul>	No
<ul style="list-style-type: none"> <li>• additive ON-delay/instantaneous</li> </ul>	No
<ul style="list-style-type: none"> <li>• ON-delay/OFF-delay/instantaneous</li> </ul>	No
<ul style="list-style-type: none"> <li>• passing make contact</li> </ul>	No
<ul style="list-style-type: none"> <li>• passing make contact/instantaneous contact</li> </ul>	No
<b>switching function of interval relay with control signal</b>	
<ul style="list-style-type: none"> <li>• retrotriggerable with deactivated control signal/instantaneous contact</li> </ul>	No
<ul style="list-style-type: none"> <li>• retrotriggerable with switched-on control signal</li> </ul>	No
<ul style="list-style-type: none"> <li>• retrotriggerable with switched-on control signal/instantaneous contact</li> </ul>	No
<ul style="list-style-type: none"> <li>• retriggerable with deactivated control signal</li> </ul>	No

### Short-circuit protection

design of the fuse link for short-circuit protection of the auxiliary switch required	fuse gL/gG: 4 A
---	-----------------

### Auxiliary circuit

<b>material of switching contacts</b>	AgSnO <sub>2</sub>
<b>number of NC contacts</b>	
<ul style="list-style-type: none"> <li>• delayed switching</li> </ul>	0

<ul style="list-style-type: none"> <li>instantaneous contact</li> </ul>	0
<b>number of NO contacts</b>	
<ul style="list-style-type: none"> <li>delayed switching</li> </ul>	1
<ul style="list-style-type: none"> <li>instantaneous contact</li> </ul>	1
<b>number of CO contacts</b>	
<ul style="list-style-type: none"> <li>delayed switching</li> </ul>	0
<ul style="list-style-type: none"> <li>instantaneous contact</li> </ul>	0
<b>operational current of auxiliary contacts at AC-15</b>	
<ul style="list-style-type: none"> <li>at 24 V</li> </ul>	3 A
<ul style="list-style-type: none"> <li>at 250 V</li> </ul>	3 A
<b>operational current of auxiliary contacts at DC-13</b>	
<ul style="list-style-type: none"> <li>at 24 V</li> </ul>	1 A
<ul style="list-style-type: none"> <li>at 125 V</li> </ul>	0.2 A
<ul style="list-style-type: none"> <li>at 250 V</li> </ul>	0.1 A
<b>operating frequency with 3RT2 contactor maximum</b>	5 000 1/h
<b>contact reliability of auxiliary contacts</b>	one incorrect switching operation of 100 million switching operations (17 V, 5 mA)
<b>contact rating of auxiliary contacts according to UL</b>	R300 / B300
<b>switching capacity current with inductive load</b>	0.01 ... 3 A
<b>Inputs/ Outputs</b>	
<b>product function</b>	
<ul style="list-style-type: none"> <li>at the relay outputs switchover delayed/without delay</li> </ul>	No
<ul style="list-style-type: none"> <li>non-volatile</li> </ul>	No
<b>ampacity of the output relay at DC-13</b>	
<ul style="list-style-type: none"> <li>at 24 V</li> </ul>	1 A
<ul style="list-style-type: none"> <li>at 125 V</li> </ul>	0.2 A
<b>Electromagnetic compatibility</b>	
EMC emitted interference according to IEC 61812-1	ambience A (industrial sector)
EMC immunity according to IEC 61812-1	corresponds to degree of severity 3
<b>conducted interference</b>	
<ul style="list-style-type: none"> <li>due to burst according to IEC 61000-4-4</li> </ul>	2 kV network connection / 1 kV control connection
<ul style="list-style-type: none"> <li>due to conductor-earth surge according to IEC 61000-4-5</li> </ul>	2 kV
<ul style="list-style-type: none"> <li>due to conductor-conductor surge according to IEC 61000-4-5</li> </ul>	1 kV
<b>field-based interference according to IEC 61000-4-3</b>	10 V/m
<b>electrostatic discharge according to IEC 61000-4-2</b>	4 kV contact discharge / 8 kV air discharge
<b>Safety related data</b>	
category according to EN 954-1	none
<b>Electrical Safety</b>	
<b>protection class IP on the front according to IEC 60529</b>	IP20
<b>type of insulation</b>	Basic insulation
<b>Connections/ Terminals</b>	
<b>product component removable terminal for auxiliary and control circuit</b>	Yes
<b>type of electrical connection</b>	spring-loaded terminal (push-in)
<ul style="list-style-type: none"> <li>for auxiliary and control circuit</li> </ul>	spring-loaded terminals (push-in)
<b>type of connectable conductor cross-sections</b>	
<ul style="list-style-type: none"> <li>solid</li> </ul>	1x (0.5 ... 4 mm <sup>2</sup> )
<ul style="list-style-type: none"> <li>finely stranded with core end processing</li> </ul>	1x (0.5 ... 2.5 mm <sup>2</sup> )
<ul style="list-style-type: none"> <li>finely stranded without core end processing</li> </ul>	0.5 ... 4 mm <sup>2</sup>
<ul style="list-style-type: none"> <li>for AWG cables solid</li> </ul>	1x (20 ... 12)
<ul style="list-style-type: none"> <li>for AWG cables stranded</li> </ul>	20 ... 12
<b>connectable conductor cross-section</b>	
<ul style="list-style-type: none"> <li>solid</li> </ul>	0.5 ... 4 mm <sup>2</sup>
<ul style="list-style-type: none"> <li>finely stranded with core end processing</li> </ul>	0.5 ... 2.5 mm <sup>2</sup>
<ul style="list-style-type: none"> <li>finely stranded without core end processing</li> </ul>	0.5 ... 4 mm <sup>2</sup>
<b>AWG number as coded connectable conductor cross section</b>	
<ul style="list-style-type: none"> <li>solid</li> </ul>	20 ... 12
<ul style="list-style-type: none"> <li>stranded</li> </ul>	20 ... 12




Installation/ mounting/ dimensions	
mounting position	any
fastening method	screw and snap-on mounting onto 35 mm DIN rail
height	100 mm
width	22.5 mm
depth	90 mm
required spacing	
<ul style="list-style-type: none"> <li>• with side-by-side mounting <ul style="list-style-type: none"> <li>— forwards 0 mm</li> <li>— backwards 0 mm</li> <li>— upwards 0 mm</li> <li>— downwards 0 mm</li> <li>— at the side 0 mm</li> </ul> </li> <li>• for grounded parts <ul style="list-style-type: none"> <li>— forwards 0 mm</li> <li>— backwards 0 mm</li> <li>— upwards 0 mm</li> <li>— at the side 0 mm</li> <li>— downwards 0 mm</li> </ul> </li> <li>• for live parts <ul style="list-style-type: none"> <li>— forwards 0 mm</li> <li>— backwards 0 mm</li> <li>— upwards 0 mm</li> <li>— downwards 0 mm</li> <li>— at the side 0 mm</li> </ul> </li> </ul>	

Ambient conditions	
installation altitude at height above sea level maximum	2 000 m
ambient temperature	
<ul style="list-style-type: none"> <li>• during operation -25 ... +60 °C</li> <li>• during storage -40 ... +85 °C</li> <li>• during transport -40 ... +85 °C</li> </ul>	
relative humidity during operation	10 ... 95 %

### Approvals Certificates

Environment	General Product Approval				
<a href="#">Environmental Confirmations</a>					

EMV	Test Certificates		Maritime application		
		<a href="#">Type Test Certificates/Test Report</a>			

Maritime application	other		
			<a href="#">Confirmation</a>

### Further information

Information on the packaging  
<https://support.industry.siemens.com/cs/ww/en/view/109813875>  
Information for data generation and storage  
<https://support.industry.siemens.com/cs/ww/en/view/109995012>  
Information- and Downloadcenter (Catalogs, Brochures,...)

<https://www.siemens.com/ic10>

**Industry Mall (Online ordering system)**

<https://mall.industry.siemens.com/mall/en/en/Catalog/product?mlfb=3RP2576-2NW30>

**Cax online generator**

<https://support.automation.siemens.com/WW/CAXorder/default.aspx?lang=en&mlfb=3RP2576-2NW30>

**Service&Support (Manuals, Certificates, Characteristics, FAQs,...)**

<https://support.industry.siemens.com/cs/ww/en/ps/3RP2576-2NW30>

**Image database (product images, 2D dimension drawings, 3D models, device circuit diagrams, EPLAN macros, ...)**

[https://www.automation.siemens.com/bilddb/cax\\_de.aspx?mlfb=3RP2576-2NW30&lang=en](https://www.automation.siemens.com/bilddb/cax_de.aspx?mlfb=3RP2576-2NW30&lang=en)

---

last modified:

5/29/2026 