



Pushbutton, 22 mm, round, plastic, black, pushbutton, raised, momentary contact type, with holder 1 NO+1 NC, screw terminal,









product brand name	SIRIUS ACT
product designation	Pushbuttons
design of the product	Complete unit
product type designation	3SU1
product line	Plastic, black, 22 mm
manufacturer's article number	
<ul style="list-style-type: none"> • of supplied contact module at position 1 • of the supplied holder • of the supplied actuator 	3SU1400-1AA10-1FA0 3SU1550-0AA10-0AA0 3SU1000-0BB10-0AA0
number of command points	1
Actuator	
design of the actuating element	Button, raised
principle of operation of the actuating element	momentary contact type
product extension optional light source	No
color of the actuating element	black
material of the actuating element	plastic
shape of the actuating element	round
outer diameter of the actuating element	29.45 mm
number of contact modules	1
Front ring	
product component front ring	Yes
design of the front ring	Standard
material of the front ring	plastic
color of the front ring	black
Holder	
material of the holder	Plastic
Display	
number of LED modules	0
General technical data	
product function positive opening	Yes
product component light source	No
insulation voltage rated value	500 V
degree of pollution	3
type of voltage of the operating voltage	AC/DC
surge voltage resistance rated value	6 kV
protection class IP	IP66, IP67, IP69(IP69K)

protection class IP of the terminal	IP20, clamping screw tightened
degree of protection NEMA rating	1, 2, 3, 3R, 4, 4X, 12, 13
shock resistance	
<ul style="list-style-type: none"> ● according to IEC 60068-2-27 ● for railway applications according to EN 61373 	sinusoidal half-wave 15 g / 11 ms Category 1, Class B
vibration resistance	
<ul style="list-style-type: none"> ● according to IEC 60068-2-6 ● for railway applications according to EN 61373 	10 ... 500 Hz: 5 g Category 1, Class B
operating frequency maximum	3 600 1/h
mechanical service life (operating cycles) typical	10 000 000
electrical endurance (operating cycles) typical	10 000 000
thermal current	10 A
reference code according to IEC 81346-2	S
continuous current of the C characteristic MCB	10 A; for a short-circuit current smaller than 400 A
continuous current of the quick DIAZED fuse link	10 A
continuous current of the DIAZED fuse link gG	10 A
Substance Prohibitance (Date)	10/01/2014
Net Weight	58 g
operating voltage	
<ul style="list-style-type: none"> ● at AC <ul style="list-style-type: none"> — at 50 Hz rated value — at 60 Hz rated value ● at DC rated value 	5 ... 500 V 5 ... 500 V 5 ... 500 V
Power Electronics	
contact reliability	One maloperation per 100 million (17 V, 5 mA), one maloperation per 10 million (5 V, 1 mA)
Auxiliary circuit	
design of the contact of auxiliary contacts	Silver alloy
number of NC contacts for auxiliary contacts	1
number of NO contacts for auxiliary contacts	1
Connections/ Terminals	
type of electrical connection	screw terminal
<ul style="list-style-type: none"> ● of modules and accessories 	Screw-type terminal
type of connectable conductor cross-sections	
<ul style="list-style-type: none"> ● solid with core end processing ● solid without core end processing ● finely stranded with core end processing ● finely stranded without core end processing ● for AWG cables 	2x (0.5 ... 0.75 mm ²) 2x (1.0 ... 1.5 mm ²) 2x (0.5 ... 1.5 mm ²) 2x (1,0 ... 1,5 mm ²) 2x (18 ... 14)
tightening torque of the screws in the bracket	1 ... 1.2 N·m
tightening torque with screw-type terminals	0.8 ... 0.9 N·m
Safety related data	
product function suitable for safety function	Yes
test wear-related service life necessary	Yes
proportion of dangerous failures	
<ul style="list-style-type: none"> ● with low demand rate according to SN 31920 ● with high demand rate per NC contact according to SN 31920 ● with high demand rate per NO contact according to SN 31920 	20 % 20 % 50 %
B10 value with high demand rate according to SN 31920	10 000 000
failure rate [FIT] with low demand rate per NC contact according to SN 31920	100 FIT
ISO 13849	
device type according to ISO 13849-1	3
IEC 61508	
safety device type according to IEC 61508-2	Type A
T1 value for proof test interval or service life according to IEC 61508	20 a
Ambient conditions	

ambient temperature	
<ul style="list-style-type: none"> during operation during storage 	-25 ... +70 °C -40 ... +80 °C
environmental category during operation according to IEC 60721	3M6, 3S2, 3B2, 3C3, 3K6 (with relative air humidity of 10 ... 95%, no condensation in operation permitted for all devices behind front panel)

Installation/ mounting/ dimensions	
fastening method	front plate mounting
<ul style="list-style-type: none"> of modules and accessories 	Front plate mounting
height	40 mm
width	30 mm
shape of the installation opening	round
mounting diameter	22.3 mm
positive tolerance of installation diameter	0.4 mm
mounting height	16.2 mm
installation width	29.5 mm
installation depth	71.7 mm

Approvals Certificates	
Environmental Product Declaration	
<ul style="list-style-type: none"> global warming potential [CO2 eq] / during manufacturing global warming potential [CO2 eq] / during operation global warming potential [CO2 eq] / after end of life global warming potential [CO2 eq] / total 	0.566 kg 0.235 kg -0.0145 kg 0.787 kg

Environment	General Product Approval
   Environmental Con- firmations	  

General Product Approval	Test Certificates	Maritime application
 	Type Test Certificates/Test Report Special Test Certificate	 

Maritime application	other
 	 Confirmation

Further information

Information on the packaging
<https://support.industry.siemens.com/cs/ww/en/view/109813875>

Information for data generation and storage
<https://support.industry.siemens.com/cs/ww/en/view/109995012>

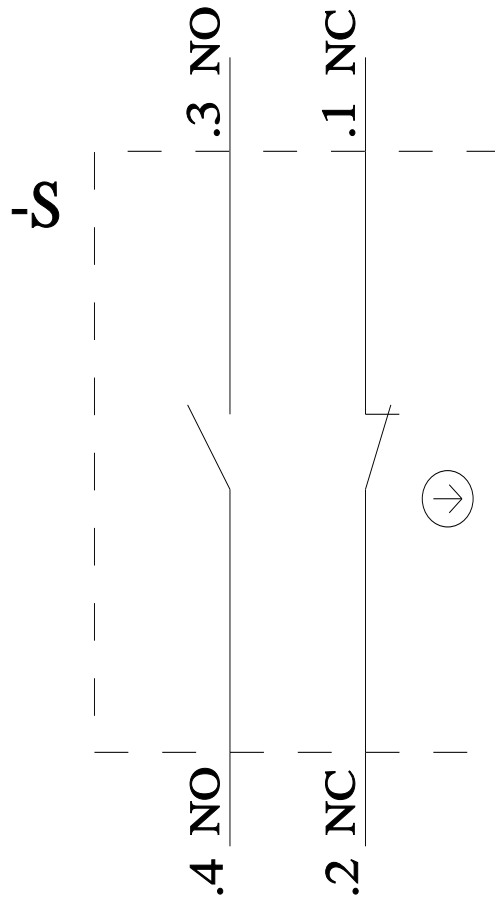
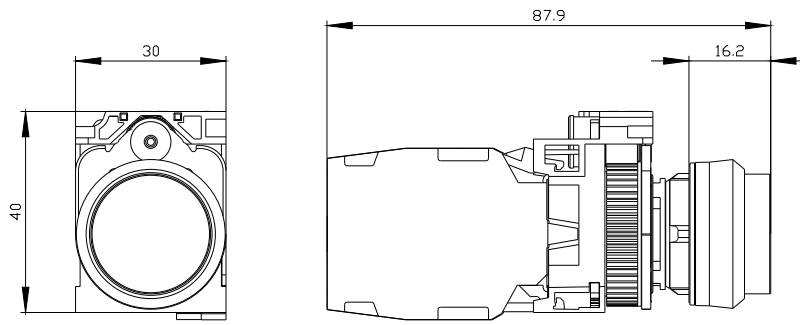
Information- and Downloadcenter (Catalogs, Brochures,...)
<https://www.siemens.com/ic10>

Industry Mall (Online ordering system)
<https://mall.industry.siemens.com/mall/en/en/Catalog/product?mlfb=3SU1100-0BB10-1FA0>

Cax online generator
<https://support.automation.siemens.com/WW/CAXorder/default.aspx?lang=en&mlfb=3SU1100-0BB10-1FA0>

Service&Support (Manuals, Certificates, Characteristics, FAQs,...)
<https://support.industry.siemens.com/cs/ww/en/ps/3SU1100-0BB10-1FA0>

Image database (product images, 2D dimension drawings, 3D models, device circuit diagrams, EPLAN macros, ...)
https://www.automation.siemens.com/bilddb/cax_de.aspx?mlfb=3SU1100-0BB10-1FA0&lang=en



last modified:

4/4/2026 