



SITOP UPS1100/Battery module/24V/7AH

SITOP UPS1100 battery module with maintenance- free sealed lead-acid batteries for SITOP DC UPS modules 24 V DC 7 Ah

Technical Product Detail Page

<https://i.siemens.com/1P6EP4134-0GB00-0AY0>

electrical data

end-of-charge voltage at DC

• at -10 °C recommended	28 V
• at 0 °C recommended	28 V
• at 10 °C recommended	27.8 V
• at 20 °C recommended	27.3 V
• at 30 °C recommended	26.8 V
• at 40 °C recommended	26.6 V
• at 50 °C recommended	26.3 V

output

battery capacity	7 A·h
output current rated value	40 A
output current in buffering mode maximum	40 A
peak current	120 A; for 30 ms
charging current maximum	1.75 A
output voltage at DC rated value	24 V

interfaces

communication function	Yes
------------------------	-----

protection and monitoring

design of short-circuit protection	Battery fuse 2x 25 A/32 V (solid-state circuitry blade-type fuse + support)
design of the overload protection	Valve control
display version for normal operation	LED green: Battery OK; LED flashing green: Error or warning; OFF: No communication

safety

operating resource protection class	Class III
protection class IP	IP20

standards, specifications, approvals

certificate of suitability	
• CE marking	Yes
• UL approval	Yes; cURus-Recognized (UL 1778, CSA C22.2 No. 107.1), File E219627
• EAC approval	Yes

standards, specifications, approvals hazardous environments

certificate of suitability	
• ATEX	No

standards, specifications, approvals marine classification

shipbuilding approval	Yes
Marine classification association	
• American Bureau of Shipping Europe Ltd. (ABS)	Yes

• Det Norske Veritas (DNV)	Yes
standards, specifications, approvals Environmental Product Declaration	
Environmental Product Declaration	Yes
global warming potential [CO ₂ eq]	
• total	24.166 kg
• during manufacturing	13.567 kg
• during operation	8.167 kg
• after end of life	0.715 kg
ambient conditions	
ambient condition	For storage, mounting and operation of lead-acid batteries, the relevant DIN/VDE regulations or country-specific regulations (e.g. VDE 0510 Part 2/EN 50272-2) must be observed. You must ensure that the battery site is sufficiently ventilated. Possible sources of ignition must be at least 50 cm away.
ambient temperature	
• during operation	-15 ... +50 °C
• during transport	-20 ... +50 °C
• during storage	-20 ... +40 °C
relative temporary capacity loss at 20 °C in a month typical	3 %
service life	
service life of energy storage	
• typical	capacity falls to 80 % of original capacity (according to EUROBAT)
• at 20 °C typical	4 a
• at 30 °C typical	2 a
• at 40 °C typical	1 a
• at 50 °C typical	0.5 a
note	Along with the storage and operating temperature, other factors such as the duration of the storage period and the charge status during storage have a decisive influence on the possible useful life. Batteries should therefore be stored as briefly as possible, always fully charged, and within the temperature range 0 to +20 °C.
connection method	
type of electrical connection	screw terminal
• for UPS module	1 screw terminal each for 0.5 ... 16 mm ² for + BAT and - BAT
• for control circuit and status message	1 screw terminal each for 0.14 ... 4 mm ²
mechanical data	
width × height × depth of the enclosure	186 × 186 × 110 mm
installation width × mounting height	186 mm × 201 mm
required spacing	
• top	15 mm
• bottom	0 mm
• left	0 mm
• right	0 mm
fastening method	can be screwed onto flat surface (keyhole mounting for hooking in to M4 screws)
• DIN-rail mounting	No
• S7 rail mounting	No
• wall mounting	Yes
net weight	6.1 kg
number of cells	12
accessories	
product component included	Accessories pack with solid-state circuitry fuse 25 A
further information internet links	
internet link	
• to website: Industry Mall	https://mall.industry.siemens.com
• to web page: selection aid TIA Selection Tool	https://www.siemens.com/tstcloud
• to web page: power supplies	https://siemens.com/sitop
• to website: CAX-Download-Manager	https://www.siemens.com/cax
• to website: Industry Online Support	https://support.industry.siemens.com
additional information	
other information	Specifications at rated input voltage and ambient temperature +25 °C (unless otherwise specified)

security information

security information	Siemens provides products and solutions with industrial cybersecurity functions that support the secure operation of plants, systems, machines and networks. In order to protect plants, systems, machines and networks against cyber threats, it is necessary to implement – and continuously maintain – a holistic, state-of-the-art industrial cybersecurity concept. Siemens' products and solutions constitute one element of such a concept. Customers are responsible for preventing unauthorized access to their plants, systems, machines and networks. Such systems, machines and components should only be connected to an enterprise network or the internet if and to the extent such a connection is necessary and only when appropriate security measures (e.g. firewalls and/or network segmentation) are in place. For additional information on industrial cybersecurity measures that may be implemented, please visit www.siemens.com/cybersecurity-industry . Siemens' products and solutions undergo continuous development to make them more secure. Siemens strongly recommends that product updates are applied as soon as they are available and that the latest product versions are used. Use of product versions that are no longer supported, and failure to apply the latest updates may increase customer's exposure to cyber threats. To stay informed about product updates, subscribe to the Siemens Industrial Cybersecurity RSS Feed under https://www.siemens.com/cert . (V4.7)
----------------------	--


Classifications

	Version	Classification
eClass	14	27-05-04-03
eClass	12	27-05-04-03
eClass	9.1	27-05-04-03
eClass	9	27-05-04-03
eClass	8	27-05-04-03
eClass	7.1	27-05-04-03
eClass	6	27-05-04-90
ETIM	10	EC000357
ETIM	9	EC000357
ETIM	8	EC000357
ETIM	7	EC000357
UNSPSC	15	26-11-17-01

Approvals Certificates

General Product Approval	Maritime application
--------------------------	----------------------

[Manufacturer Declaration](#)[Declaration of Conformity](#)





EG-Konf.

UL

RCM

ABS

Maritime application	Dangerous goods	Environment
----------------------	-----------------	-------------

[Dangerous goods information](#)[Transport Information](#)

last modified:

11/25/2025 