












Figure similar

!!! product phase-out !!! the preferred successor is 3UG5511-2BR20 phase sequence monitoring 3 x 160...260 V, 2 changeover contacts; analog monitoring relay phase sequence monitoring 3 x 160...260 V 50...60 Hz AC 2 changeover contacts spring-loaded connection system

product brand name	SIRIUS
product designation	Line monitoring relay
design of the product	1 function
product type designation	3UG4
General technical data	
product function	Phase monitoring relay
display version LED	Yes
insulation voltage for overvoltage category III according to IEC 60664	
• with degree of pollution 3 rated value	690 V
degree of pollution	3
type of voltage	
• for monitoring	AC
surge voltage resistance rated value	6 kV
shock resistance according to IEC 60068-2-27	sinusoidal half-wave 15g / 11 ms
vibration resistance according to IEC 60068-2-6	1 ... 6 Hz: 15 mm, 6 ... 500 Hz: 2g
mechanical service life (operating cycles) typical	10 000 000
electrical endurance (operating cycles) at AC-15 at 230 V typical	100 000
thermal current of the switching element with contacts maximum	5 A
reference code according to IEC 81346-2	K
Substance Prohibitance (Date)	05/01/2012
SVHC substance name	Lead - 7439-92-1 Lead monoxide (lead oxide) - 1317-36-8 2,2',6,6'-tetrabromo-4,4'-isopropylidenediphenol - 79-94-7
Net Weight	0.12 kg
Product Function	
product function	
• undervoltage detection	No
• overvoltage detection	No
• phase sequence recognition	Yes
• phase failure detection	No
• asymmetry detection	No
• overvoltage detection 3 phase	No
• undervoltage detection 3 phases	No
• voltage window recognition 3 phase	No
• adjustable open/closed-circuit current principle	No
• auto-RESET	Yes
Control circuit/ Control	

type of voltage of the control supply voltage	AC
operating range factor control supply voltage rated value at AC at 50 Hz	
• initial value	1
• full-scale value	1
operating range factor control supply voltage rated value at AC at 60 Hz	
• initial value	1
• full-scale value	1
Measuring circuit	
response time maximum	450 ms
Auxiliary circuit	
number of NC contacts delayed switching	0
number of NO contacts delayed switching	0
number of CO contacts	
• for auxiliary contacts	2
• delayed switching	2
operating frequency with 3RT2 contactor maximum	5 000 1/h
Main circuit	
number of poles for main current circuit	3
ampacity of the output relay at AC-15	
• at 250 V at 50/60 Hz	3 A
• at 400 V at 50/60 Hz	3 A
ampacity of the output relay at DC-13	
• at 24 V	1 A
• at 125 V	0.2 A
• at 250 V	0.1 A
operational current at 17 V minimum	5 mA
continuous current of the DIAZED fuse link of the output relay	4 A
Electromagnetic compatibility	
conducted interference	
• due to burst according to IEC 61000-4-4	2 kV
• due to conductor-earth surge according to IEC 61000-4-5	2 kV
• due to conductor-conductor surge according to IEC 61000-4-5	1 kV
field-based interference according to IEC 61000-4-3	10 V/m
electrostatic discharge according to IEC 61000-4-2	6 kV contact discharge / 8 kV air discharge
Galvanic isolation	
galvanic isolation	
• between input and output	Yes
• between the outputs	Yes
• between the voltage supply and other circuits	Yes
Electrical Safety	
protection class IP on the front according to IEC 60529	IP20
Connections/ Terminals	
product component removable terminal for auxiliary and control circuit	Yes
type of electrical connection	spring-loaded terminals
type of connectable conductor cross-sections	
• solid	2x (0.25 ... 1.5 mm ²)
• finely stranded with core end processing	2 x (0.25 ... 1.5 mm ²)
• finely stranded without core end processing	2x (0.25 ... 1.5 mm ²)
• for AWG cables solid	2x (24 ... 16)
• for AWG cables stranded	2x (24 ... 16)
connectable conductor cross-section	
• solid	0.25 ... 1.5 mm ²
• finely stranded with core end processing	0.25 ... 1.5 mm ²
• finely stranded without core end processing	0.25 ... 1.5 mm ²
AWG number as coded connectable conductor cross	

section		
• solid	24 ... 16	
• stranded	24 ... 16	
Installation/ mounting/ dimensions		
mounting position	any	
fastening method	snap-on mounting	
height	94 mm	
width	22.5 mm	
depth	91 mm	
required spacing		
• with side-by-side mounting		
— forwards	0 mm	
— backwards	0 mm	
— upwards	0 mm	
— downwards	0 mm	
— at the side	0 mm	
• for grounded parts		
— forwards	0 mm	
— backwards	0 mm	
— upwards	0 mm	
— at the side	0 mm	
— downwards	0 mm	
• for live parts		
— forwards	0 mm	
— backwards	0 mm	
— upwards	0 mm	
— downwards	0 mm	
— at the side	0 mm	
Ambient conditions		
installation altitude at height above sea level maximum	2 000 m	
ambient temperature		
• during operation	-25 ... +60 °C	
• during storage	-40 ... +85 °C	
• during transport	-40 ... +85 °C	
Approvals Certificates		
Environmental Product Declaration		
• global warming potential [CO2 eq] / during manufacturing	3.51 kg	
• global warming potential [CO2 eq] / during sales	0.0276 kg	
• global warming potential [CO2 eq] / during operation	13.7 kg	
• global warming potential [CO2 eq] / after end of life	-1.12 kg	
• global warming potential [CO2 eq] / total	16.1 kg	
Environment	General Product Approval	
	Environmental Confirmations	
		
		
		
General Product Approval	EMV	Test Certificates
		
		Special Test Certificate
		Type Test Certificates/Test Report
Maritime application	other	Railway



[Confirmation](#)

[Special Test Certificate](#)

Further information

Information on the packaging

<https://support.industry.siemens.com/cs/ww/en/view/109813875>

Information for data generation and storage

<https://support.industry.siemens.com/cs/ww/en/view/109995012>

Information- and Downloadcenter (Catalogs, Brochures,...)

<https://www.siemens.com/ic10>

Industry Mall (Online ordering system)

<https://mall.industry.siemens.com/mall/en/en/Catalog/product?mlfb=3UG4511-2BN20>

Cax online generator

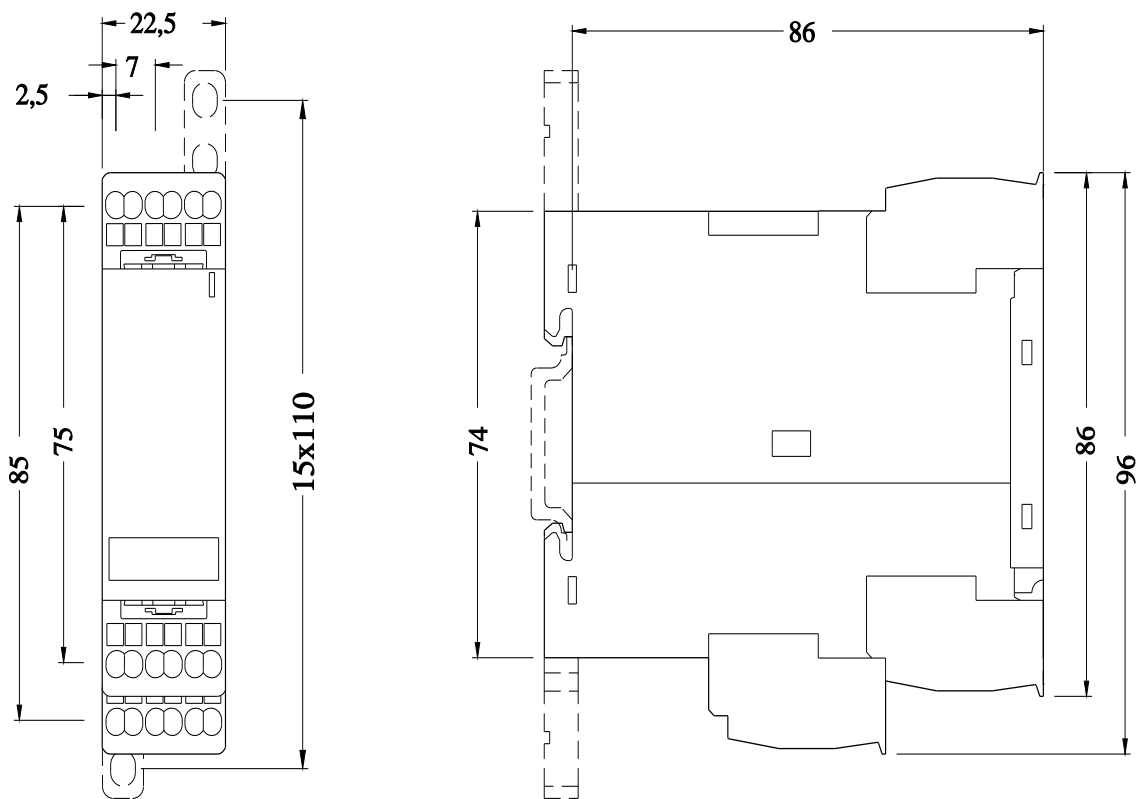
<https://support.automation.siemens.com/WW/CAXorder/default.aspx?lang=en&mlfb=3UG4511-2BN20>

Service&Support (Manuals, Certificates, Characteristics, FAQs,...)

<https://support.industry.siemens.com/cs/ww/en/ps/3UG4511-2BN20>

Image database (product images, 2D dimension drawings, 3D models, device circuit diagrams, EPLAN macros, ...)

https://www.automation.siemens.com/bilddb/cax_de.aspx?mlfb=3UG4511-2BN20&lang=en



last modified:

10/7/2025