












Current/voltage measuring module V2; Set current 0.3 ... 4 A, Voltage measurement up to 690 V, Overall width 45 mm, Straight-through transformer, basic unit required pro V PB, pro V MR, pro V PN or pro V EIP

product brand name	SIMOCODE
product designation	Current/voltage measuring module
General technical data	
measuring procedure	RMS value measurement
size of the circuit-breaker	S00, S0
product function	
• current measurement	Yes
• voltage measurement	Yes
• active power measurement	Yes
• energy measurement	Yes
• frequency measurement	Yes
measuring procedure for current measurement	TRMS
current measuring range extension with external current transformers	Yes
measuring procedure for voltage measurement	TRMS
measurable supply voltage between the line conductors at AC maximum rated value	690 V
product component	
• input for thermistor connection	No
consumed active power	0.5 W
insulation voltage	
• with degree of pollution 3 at AC rated value	690 V
• for wires of main circuit according to IEC 60947-1 rated value	6 kV
surge voltage resistance rated value	6 000 V
shock resistance according to IEC 60068-2-27	15g / 11 ms; with basic unit snapped on
vibration resistance	1-6 Hz / 15 mm; 6-500 Hz / 2 g; with basic unit snapped on: 1g
reference code according to IEC 81346-2	F
Substance Prohibitance (Date)	05/28/2009
SVHC substance name	Lead - 7439-92-1 Lead monoxide (lead oxide) - 1317-36-8 2-methyl-1-(4-methylthiophenyl)-2-morpholinopropan-1-one - 71868-10-5
Net Weight	0.198 kg
Electromagnetic compatibility	
EMC emitted interference according to IEC 60947-1	class A
EMC immunity according to IEC 60947-1	corresponds to degree of severity 3
conducted interference	
• due to burst according to IEC 61000-4-4	2 kV
• due to conductor-earth surge according to IEC 61000-4-5	2 kV
• due to conductor-conductor surge according to IEC 61000-4-5	1 kV
field-based interference according to IEC 61000-4-3	10 V/m
Inputs/ Outputs	
number of outputs as contact-affected switching element	0
Protective and monitoring functions	
product function	
• power factor monitoring	Yes
• ground-fault monitoring	Yes
• voltage detection	Yes
trip class	CLASS 5E

product function	
• current detection	Yes
• overload protection	Yes
Precision	
measuring precision	
• of frequency measurement	+/- 1.5 %, 0.25 A ... 8 A, 0.85 x 110 V ... 1.1 x 690 V (line-to-line voltages), cos phi (0.5...1), 50/60 Hz, 25 °C
• for current measurement 1	+/- 1.5 %, in range 0.25 A ... 8 A, in range 0.85 x 110 V ... 1.1 x 690 V (line-to-line voltages), 50/60 Hz, 25 °C
• for current measurement 2	+/- 3%, in range 8 A ... 32 A, in range 0.85 x 110 V ... 1.1 x 690 V (line-to-line voltages), 50/60 Hz, 25 °C
• for voltage measurement 1	+/- 1.5 %, in range 0.85 x 110 V ... 1.1 x 690 V (line-to-line voltages), 50/60 Hz, 25 °C
• at cos phi-measurement 1	+/- 1.5%, 0.4 A ... 8 A, 0.85 x 110 V ... 1.1 x 690 V (line-to-line voltages), cos-phi (0.5...1), 50/60 Hz, 25 °C
• at cos phi-measurement 2	+/- 5%, 8 A ... 32 A, 0.85 x 110 V ... 1.1 x 690 V (line-to-line voltages), cos-phi (0.5...1), 50/60 Hz, 25 °C
• for active power measurement 1	+/- 5%, 0.25 A ... 8 A, 0.85 x 110 V ... 1.1 x 690 V (line-to-line voltages), cos-phi (0.5...1), 50/60 Hz, 25 °C
• for active power measurement 2	+/- 10%, 8 A ... 32 A, 0.85 x 110 V ... 1.1 x 690 V (line-to-line voltages), cos-phi (0.5...1), 50/60 Hz, 25 °C
• for energy measurement 1	+/- 5%, 0.25 A ... 8 A, 0.85 x 110 V ... 1.1 x 690 V (line-to-line voltages), cos-phi (0.5...1), 50/60 Hz, 25 °C
• for energy measurement 2	+/- 10%, 8 A ... 32 A, 0.85 x 110 V ... 1.1 x 690 V (line-to-line voltages), cos-phi (0.5...1), 50/60 Hz, 25 °C
• for apparent power measurement 1	+/- 3%, 0.25 A ... 8 A, 0.85 x 110 V ... 1.1 x 690 V (line-to-line voltages), cos-phi (0.5...1), 50/60 Hz, 25 °C
• for apparent power measurement 2	+/- 5 %, 8 A ... 32 A, 0.85 x 110 V ... 1.1 x 690 V (line-to-line voltages), cos phi (0.5...1), 50/60 Hz, 25 °C
accuracy of ground-fault monitoring	In the range 30 % .. 120 %/Is: +/- 10 % (Class CI-A), in range 15 % .. 30 % le: +/- 25 % (Class CI-B), both values acc. to IEC 60947-1 Annex T
temperature drift per °C	0.02 %/°C; Reference temperature: 25°C
measured variable frequency	45 ... 65 Hz
Installation/ mounting/ dimensions	
mounting position	any
fastening method	screw and snap-on mounting
height	84 mm
width	45 mm
depth	64 mm
required spacing	
• top	30 mm
• bottom	30 mm
• left	0 mm
• right	0 mm
diameter of inlet opening	7.5 mm
diameter of inlet opening for current measurement	7.5 mm
Connections/ Terminals	
type of electrical connection	
• for main current circuit	straight-through transformers
• for auxiliary and control circuit	screw-type terminals
type of electrical connection at the measurement inputs for voltage	screw-type terminals
type of connectable conductor cross-sections at the measurement inputs for voltage	
• finely stranded with core end processing	1x (0.25 ... 2.5 mm²), 2x (0.25 ... 1.0 mm²)
• solid	1x (0.25 ... 2.5 mm²), 2x (0.25 ... 1.0 mm²)
• for AWG cables solid	1x (24 ... 14), 2x (24 ... 18)
• for AWG cables stranded	1x (20 ... 14), 2x (20 ... 16)
tightening torque at the measurement inputs for voltage	0.5 ... 0.6 N·m
tightening torque [lbf·in] at the measurement inputs for voltage	4.4 ... 5.3 lbf·in
Ambient conditions	
installation altitude at height above sea level	

<ul style="list-style-type: none"> • 1 maximum • 2 maximum • 3 maximum 	2 000 m 3 000 m; max. +50 °C (no protective separation) 4 000 m; max. +40 °C (no protective separation)
ambient temperature <ul style="list-style-type: none"> • during operation • during storage • during transport 	-25 ... +60 °C -40 ... +80 °C -40 ... +80 °C
environmental category <ul style="list-style-type: none"> • during operation according to IEC 60721 • during storage according to IEC 60721 • during transport according to IEC 60721 	3K6 (no formation of ice, no condensation, relative humidity 10 ... 95%), 3C3 (no salt mist), 3S2 (sand must not get into the devices), 3M6 1K6 (no condensation, relative humidity 10 ... 95%), 1C2 (no salt mist), 1S2 (sand must not get into the devices), 1M4 2K2, 2C1, 2S1, 2M2
relative humidity during operation	10 ... 95 %
Short-circuit protection	
product function short circuit protection	No
IEC 61508	
Safety Integrity Level (SIL) according to IEC 61508	1
ATEX	
certificate of suitability <ul style="list-style-type: none"> • according to ATEX directive 2014/34/EU • according to UKCA 	BVS 06 ATEX F001 ITS21UKEX0464
explosion device group and category according to ATEX directive 2014/34/EU	II (2) G, II (2) D, I (M2)
Galvanic isolation	
(electrically) protective separation according to IEC 60947-1	All circuits with protective separation (double creepage paths and clearances), the information in the "Protective Separation" test report, No. A0258, must be observed (link see further information)
Main circuit	
number of poles for main current circuit	3
adjustable current response value current of the current-dependent overload release	0.3 ... 4 A
operating voltage <ul style="list-style-type: none"> • at AC <ul style="list-style-type: none"> — at 50 Hz rated value — at 60 Hz rated value 	110 ... 690 V 110 ... 690 V
operating frequency rated value	50 ... 60 Hz
Control circuit/ Control	
type of voltage	AC
inrush current maximum	40 A; 10 x I _o
Approvals Certificates	
Environment	General Product Approval
 Environmental Confirmations	   
General Product Approval	EMV      
For use in hazardous locations	Test Certificates
For use in hazardous locations	Maritime application



IECEX

[Miscellaneous](#)

[Type Test Certificates/Test Report](#)

[Special Test Certificate](#)

[Special Test Certificate](#)



ABS

Maritime application

other

Industrial Communication



DNV



LRS



RMRS



[Confirmation](#)



Profibus

Further information

Information on the packaging

<https://support.industry.siemens.com/cs/ww/en/view/109813875>

Information for data generation and storage

<https://support.industry.siemens.com/cs/ww/en/view/109995012>

Information- and Downloadcenter (Catalogs, Brochures,...)

<https://www.siemens.com/ic10>

Industry Mall (Online ordering system)

<https://mall.industry.siemens.com/mall/en/en/Catalog/product?mlfb=3UF7110-1AA01-0>

Cax online generator

<https://support.automation.siemens.com/WW/CAXorder/default.aspx?lang=en&mlfb=3UF7110-1AA01-0>

Service&Support (Manuals, Certificates, Characteristics, FAQs,...)

<https://support.industry.siemens.com/cs/ww/en/ps/3UF7110-1AA01-0>

Image database (product images, 2D dimension drawings, 3D models, device circuit diagrams, EPLAN macros, ...)

https://www.automation.siemens.com/bilddb/cax_de.aspx?mlfb=3UF7110-1AA01-0&lang=en

last modified:

12/13/2025