

Siemens
EcoTech



Circuit breaker size S00 for transformer protection A-release 0.55...0.8 A N-release 16 A Spring-type terminal Standard switching capacity



product brand name	SIRIUS
product designation	Circuit breaker
design of the product	For transformer protection
product type designation	3RV2
General technical data	
size of the circuit-breaker	S00
size of contactor can be combined company-specific	S00, S0
product extension auxiliary switch	Yes
power loss [W] for rated value of the current	
• at AC in hot operating state	7.25 W
• at AC in hot operating state per pole	2.4 W
insulation voltage with degree of pollution 3 at AC rated value	690 V
surge voltage resistance rated value	6 kV
shock resistance according to IEC 60068-2-27	25g / 11 ms
mechanical service life (operating cycles)	
• of the main contacts typical	100 000
• of auxiliary contacts typical	100 000
electrical endurance (operating cycles) typical	100 000
reference code according to IEC 81346-2	Q
Substance Prohibition (Date)	10/01/2009
SVHC substance name	Lead - 7439-92-1
Net Weight	354 g
Ambient conditions	
installation altitude at height above sea level maximum	2 000 m
ambient temperature	
• during operation	-20 ... +60 °C
• during storage	-50 ... +80 °C
• during transport	-50 ... +80 °C
relative humidity during operation	10 ... 95 %
Main circuit	
number of poles for main current circuit	3
adjustable current response value current of the current-dependent overload release	0.55 ... 0.8 A
type of voltage for main current circuit	AC
operating voltage	
• rated value	20 ... 690 V

<ul style="list-style-type: none"> • at AC-3 rated value maximum 	690 V
<ul style="list-style-type: none"> • at AC-3e rated value maximum 	690 V
operating frequency rated value	50 ... 60 Hz
operational current rated value	0.8 A
operational current	
<ul style="list-style-type: none"> • at AC-3 at 400 V rated value 	0.8 A
<ul style="list-style-type: none"> • at AC-3e at 400 V rated value 	0.8 A
operating power	
<ul style="list-style-type: none"> • at AC-3 <ul style="list-style-type: none"> — at 230 V rated value — at 400 V rated value — at 500 V rated value — at 690 V rated value 	0.1 kW 0.2 kW 0.3 kW 0.4 kW
<ul style="list-style-type: none"> • at AC-3e <ul style="list-style-type: none"> — at 230 V rated value — at 400 V rated value — at 500 V rated value — at 690 V rated value 	0.1 kW 0.2 kW 0.3 kW 0.4 kW
operating frequency	
<ul style="list-style-type: none"> • at AC-3 maximum 	15 1/h
<ul style="list-style-type: none"> • at AC-3e maximum 	15 1/h
Auxiliary circuit	
type of voltage for auxiliary and control circuit	AC/DC
number of NC contacts for auxiliary contacts	0
number of NO contacts for auxiliary contacts	0
number of CO contacts for auxiliary contacts	0
Protective and monitoring functions	
product function	
<ul style="list-style-type: none"> • ground fault detection 	No
<ul style="list-style-type: none"> • phase failure detection 	Yes
trip class	CLASS 10
design of the overload release	thermal
maximum short-circuit current breaking capacity (I_{cu})	
<ul style="list-style-type: none"> • at AC at 240 V rated value 	100 kA
<ul style="list-style-type: none"> • at AC at 400 V rated value 	100 kA
<ul style="list-style-type: none"> • at AC at 500 V rated value 	100 kA
<ul style="list-style-type: none"> • at AC at 690 V rated value 	100 kA
operating short-circuit current breaking capacity (I_{cs}) at AC	
<ul style="list-style-type: none"> • at 240 V rated value 	100 kA
<ul style="list-style-type: none"> • at 400 V rated value 	100 kA
<ul style="list-style-type: none"> • at 500 V rated value 	100 kA
<ul style="list-style-type: none"> • at 690 V rated value 	100 kA
response value current of instantaneous short-circuit trip unit	16 A
UL/CSA ratings	
full-load current (FLA) for 3-phase AC motor	
<ul style="list-style-type: none"> • at 480 V rated value 	0.8 A
<ul style="list-style-type: none"> • at 600 V rated value 	0.8 A
Short-circuit protection	
product function short circuit protection	Yes
design of the short-circuit trip	magnetic
design of the fuse link for IT network for short-circuit protection of the main circuit	
<ul style="list-style-type: none"> • at 690 V 	gL/gG 6 A
Installation/ mounting/ dimensions	
mounting position	any
fastening method	screw and snap-on mounting onto 35 mm DIN rail according to DIN EN 60715
height	106 mm
width	45 mm
depth	97 mm

required spacing	
• with side-by-side mounting at the side	0 mm
• for grounded parts at 400 V	
— downwards	30 mm
— upwards	30 mm
— at the side	9 mm
• for live parts at 400 V	
— downwards	30 mm
— upwards	30 mm
— at the side	9 mm
• for grounded parts at 500 V	
— downwards	30 mm
— upwards	30 mm
— at the side	9 mm
• for live parts at 500 V	
— downwards	30 mm
— upwards	30 mm
— at the side	9 mm
• for grounded parts at 690 V	
— downwards	50 mm
— upwards	50 mm
— backwards	0 mm
— at the side	30 mm
— forwards	0 mm
• for live parts at 690 V	
— downwards	50 mm
— upwards	50 mm
— backwards	0 mm
— at the side	30 mm
— forwards	0 mm
Connections/ Terminals	
type of electrical connection	
• for main current circuit	spring-loaded terminals
arrangement of electrical connectors for main current circuit	Top and bottom
type of connectable conductor cross-sections	
• for main contacts	
— solid or stranded	2x (0,5 ... 4 mm ²)
— finely stranded with core end processing	2x (0,5 ... 2,5 mm ²)
— finely stranded without core end processing	2x (0,5 ... 2,5 mm ²)
• for AWG cables for main contacts	2x (20 ... 12)
design of screwdriver shaft	Diameter 3 mm
size of the screwdriver tip	3,0 x 0,5 mm
Safety related data	
product function suitable for safety function	Yes
suitability for use	
• safety-related switching on	No
• safety-related switching OFF	Yes
service life maximum	10 a
test wear-related service life necessary	Yes
proportion of dangerous failures	
• with low demand rate according to SN 31920	40 %
• with high demand rate according to SN 31920	50 %
B10 value with high demand rate according to SN 31920	5 000
failure rate [FIT] with low demand rate according to SN 31920	50 FIT
ISO 13849	
device type according to ISO 13849-1	3
overdimensioning according to ISO 13849-2 necessary	Yes

IEC 61508	
safety device type according to IEC 61508-2	Type A
T1 value <ul style="list-style-type: none"> for proof test interval or service life according to IEC 61508 	10 a
Electrical Safety	
protection class IP on the front according to IEC 60529	IP20
touch protection on the front according to IEC 60529	finger-safe, for vertical contact from the front
Display	
display version for switching status	Handle
Approvals Certificates	
Environmental Product Declaration	
<ul style="list-style-type: none"> global warming potential [CO2 eq] / during manufacturing global warming potential [CO2 eq] / during sales global warming potential [CO2 eq] / during operation global warming potential [CO2 eq] / after end of life global warming potential [CO2 eq] / total 	1.98 kg 0.134 kg 72.7 kg -0.116 kg 74.698 kg
Environment	General Product Approval



Siemens
EcoTech



[Environmental Con-
firmations](#)



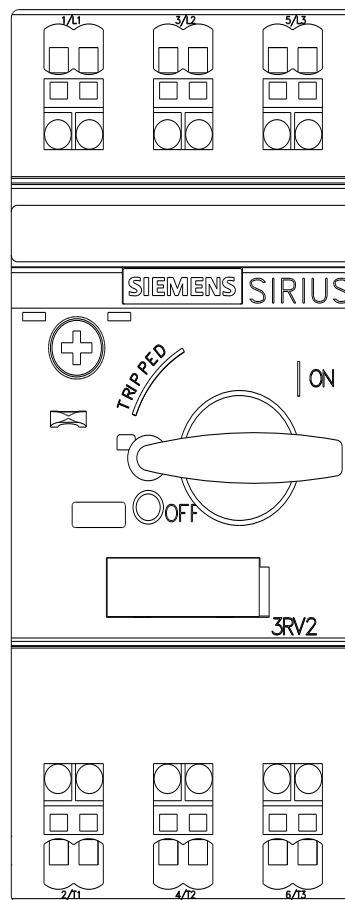
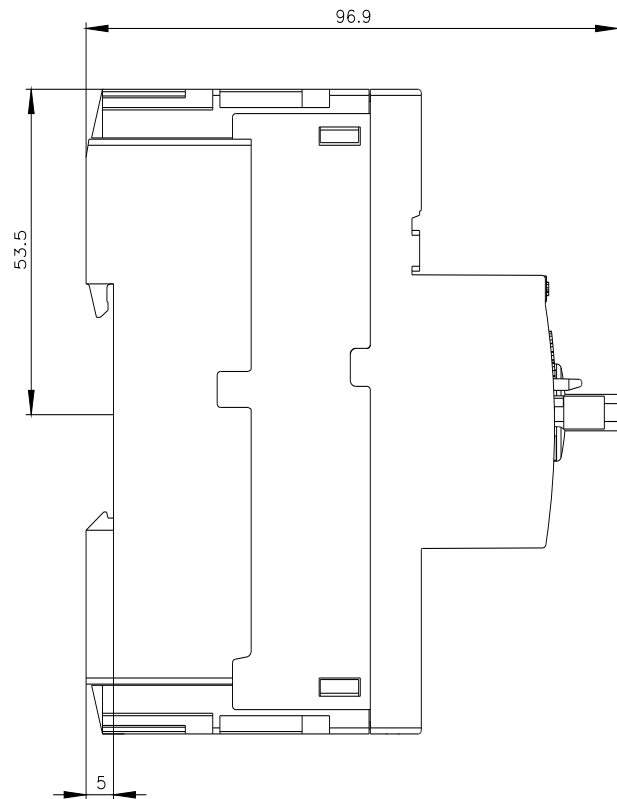
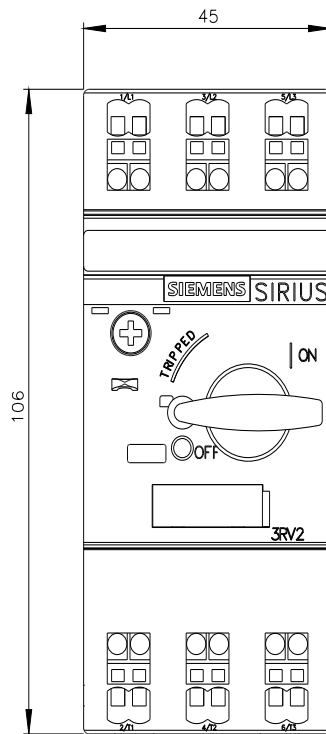
EG-Konf.

General Product Approval	Test Certificates
	Special Test Certificate Type Test Certificates/Test Report

Maritime application					
ABS	BUREAU VERITAS	DNV	LRS	PRS	RINA

other	Railway
Miscellaneous Confirmation	Special Test Certificate Confirmation

Further information
Information on the packaging https://support.industry.siemens.com/cs/ww/en/view/109813875 Information for data generation and storage https://support.industry.siemens.com/cs/ww/en/view/109995012 Information- and Downloadcenter (Catalogs, Brochures,...) https://www.siemens.com/ic10 Industry Mall (Online ordering system) https://mall.industry.siemens.com/mall/en/en/Catalog/product?mlfb=3RV2411-0HA20 Service&Support (Manuals, Certificates, Characteristics, FAQs,...) https://support.industry.siemens.com/cs/ww/en/ps/3RV2411-0HA20 Image database (product images, 2D dimension drawings, 3D models, device circuit diagrams, EPLAN macros, ...) https://www.automation.siemens.com/bilddb/cax_de.aspx?mlfb=3RV2411-0HA20&lang=en Cax online generator https://support.automation.siemens.com/WW/CAXorder/default.aspx?lang=en&mlfb=3RV2411-0HA20 Characteristic curves <a href='https://curves.simaris.siemens.com/curves/<mmp_prod_noCOMP="HAUPT"></mmp_prod_no>'>https://curves.simaris.siemens.com/curves/<mmp_prod_noCOMP="HAUPT"></mmp_prod_no>





last modified:

11/11/2025 