

Siemens
EcoTech



Circuit breaker size S0 for motor protection, CLASS 10 A-release 2.2...3.2 A N release 42 A Spring-type terminal Standard switching capacity



product brand name	SIRIUS
product designation	Circuit breaker
design of the product	For motor protection
product type designation	3RV2
General technical data	
size of the circuit-breaker	S0
size of contactor can be combined company-specific	S00, S0
product extension auxiliary switch	Yes
power loss [W] for rated value of the current	
• at AC in hot operating state	7.25 W
• at AC in hot operating state per pole	2.4 W
insulation voltage with degree of pollution 3 at AC rated value	690 V
surge voltage resistance rated value	6 kV
shock resistance according to IEC 60068-2-27	25g / 11 ms
mechanical service life (operating cycles)	
• of the main contacts typical	100 000
• of auxiliary contacts typical	100 000
electrical endurance (operating cycles) typical	100 000
reference code according to IEC 81346-2	Q
Substance Prohibition (Date)	10/01/2009
SVHC substance name	Lead - 7439-92-1
Net Weight	408 g
Ambient conditions	
installation altitude at height above sea level maximum	2 000 m
ambient temperature	
• during operation	-20 ... +60 °C
• during storage	-50 ... +80 °C
• during transport	-50 ... +80 °C
relative humidity during operation	10 ... 95 %
Main circuit	
number of poles for main current circuit	3
adjustable current response value current of the current-dependent overload release	2.2 ... 3.2 A
type of voltage for main current circuit	AC
operating voltage	
• rated value	20 ... 690 V

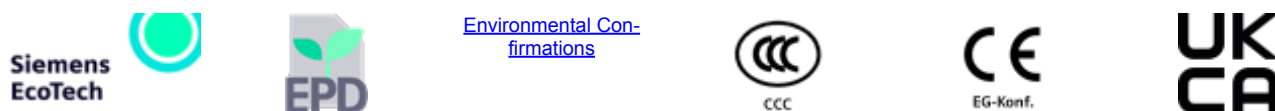
<ul style="list-style-type: none"> • at AC-3 rated value maximum 	690 V
<ul style="list-style-type: none"> • at AC-3e rated value maximum 	690 V
operating frequency rated value	50 ... 60 Hz
operational current rated value	3.2 A
operational current	
<ul style="list-style-type: none"> • at AC-3 at 400 V rated value 	3.2 A
<ul style="list-style-type: none"> • at AC-3e at 400 V rated value 	3.2 A
operating power	
<ul style="list-style-type: none"> • at AC-3 <ul style="list-style-type: none"> — at 230 V rated value — at 400 V rated value — at 500 V rated value — at 690 V rated value 	0.6 kW 1.1 kW 1.5 kW 2.2 kW
<ul style="list-style-type: none"> • at AC-3e <ul style="list-style-type: none"> — at 230 V rated value — at 400 V rated value — at 500 V rated value — at 690 V rated value 	0.6 kW 1.1 kW 1.5 kW 2.2 kW
operating frequency	
<ul style="list-style-type: none"> • at AC-3 maximum 	15 1/h
<ul style="list-style-type: none"> • at AC-3e maximum 	15 1/h
Auxiliary circuit	
type of voltage for auxiliary and control circuit	AC/DC
number of NC contacts for auxiliary contacts	0
number of NO contacts for auxiliary contacts	0
number of CO contacts for auxiliary contacts	0
Protective and monitoring functions	
product function	
<ul style="list-style-type: none"> • ground fault detection 	No
<ul style="list-style-type: none"> • phase failure detection 	Yes
trip class	CLASS 10
design of the overload release	thermal
maximum short-circuit current breaking capacity (I_{cu})	
<ul style="list-style-type: none"> • at AC at 240 V rated value 	100 kA
<ul style="list-style-type: none"> • at AC at 400 V rated value 	100 kA
<ul style="list-style-type: none"> • at AC at 500 V rated value 	100 kA
<ul style="list-style-type: none"> • at AC at 690 V rated value 	10 kA
operating short-circuit current breaking capacity (I_{cs}) at AC	
<ul style="list-style-type: none"> • at 240 V rated value 	100 kA
<ul style="list-style-type: none"> • at 400 V rated value 	100 kA
<ul style="list-style-type: none"> • at 500 V rated value 	100 kA
<ul style="list-style-type: none"> • at 690 V rated value 	10 kA
response value current of instantaneous short-circuit trip unit	42 A
UL/CSA ratings	
full-load current (FLA) for 3-phase AC motor	
<ul style="list-style-type: none"> • at 480 V rated value 	3.2 A
<ul style="list-style-type: none"> • at 600 V rated value 	3.2 A
yielded mechanical performance [hp]	
<ul style="list-style-type: none"> • for single-phase AC motor <ul style="list-style-type: none"> — at 110/120 V rated value — at 230 V rated value 	0.1 hp 0.25 hp
<ul style="list-style-type: none"> • for 3-phase AC motor <ul style="list-style-type: none"> — at 200/208 V rated value — at 220/230 V rated value — at 460/480 V rated value — at 575/600 V rated value 	0.5 hp 0.75 hp 2 hp 2 hp
Category Control Number (CCN)	E156943 (NKJH, NKJH7)
Short-circuit protection	
product function short circuit protection	Yes

design of the short-circuit trip	magnetic
Installation/ mounting/ dimensions	
mounting position	any
fastening method	screw and snap-on mounting onto 35 mm DIN rail according to DIN EN 60715
height	119 mm
width	45 mm
depth	97 mm
required spacing	
<ul style="list-style-type: none"> • with side-by-side mounting at the side 	0 mm
<ul style="list-style-type: none"> • for grounded parts at 400 V <ul style="list-style-type: none"> — downwards 	30 mm
<ul style="list-style-type: none"> <ul style="list-style-type: none"> — upwards 	30 mm
<ul style="list-style-type: none"> <ul style="list-style-type: none"> — at the side 	9 mm
<ul style="list-style-type: none"> • for live parts at 400 V <ul style="list-style-type: none"> — downwards 	30 mm
<ul style="list-style-type: none"> <ul style="list-style-type: none"> — upwards 	30 mm
<ul style="list-style-type: none"> <ul style="list-style-type: none"> — at the side 	9 mm
<ul style="list-style-type: none"> • for grounded parts at 500 V <ul style="list-style-type: none"> — downwards 	30 mm
<ul style="list-style-type: none"> <ul style="list-style-type: none"> — upwards 	30 mm
<ul style="list-style-type: none"> <ul style="list-style-type: none"> — at the side 	9 mm
<ul style="list-style-type: none"> • for live parts at 500 V <ul style="list-style-type: none"> — downwards 	30 mm
<ul style="list-style-type: none"> <ul style="list-style-type: none"> — upwards 	30 mm
<ul style="list-style-type: none"> <ul style="list-style-type: none"> — at the side 	9 mm
<ul style="list-style-type: none"> • for grounded parts at 690 V <ul style="list-style-type: none"> — downwards 	50 mm
<ul style="list-style-type: none"> <ul style="list-style-type: none"> — upwards 	50 mm
<ul style="list-style-type: none"> <ul style="list-style-type: none"> — backwards 	0 mm
<ul style="list-style-type: none"> <ul style="list-style-type: none"> — at the side 	30 mm
<ul style="list-style-type: none"> <ul style="list-style-type: none"> — forwards 	0 mm
<ul style="list-style-type: none"> • for live parts at 690 V <ul style="list-style-type: none"> — downwards 	50 mm
<ul style="list-style-type: none"> <ul style="list-style-type: none"> — upwards 	50 mm
<ul style="list-style-type: none"> <ul style="list-style-type: none"> — backwards 	0 mm
<ul style="list-style-type: none"> <ul style="list-style-type: none"> — at the side 	30 mm
<ul style="list-style-type: none"> <ul style="list-style-type: none"> — forwards 	0 mm
Connections/ Terminals	
type of electrical connection	
<ul style="list-style-type: none"> • for main current circuit 	spring-loaded terminals
arrangement of electrical connectors for main current circuit	Top and bottom
type of connectable conductor cross-sections	
<ul style="list-style-type: none"> • for main contacts <ul style="list-style-type: none"> — solid or stranded 	2x (1 ... 10 mm ²)
<ul style="list-style-type: none"> <ul style="list-style-type: none"> — finely stranded with core end processing 	2x (1 ... 6 mm ²)
<ul style="list-style-type: none"> <ul style="list-style-type: none"> — finely stranded without core end processing 	2x (1 ... 6 mm ²)
<ul style="list-style-type: none"> • for AWG cables for main contacts 	2x (18 ... 8)
design of screwdriver shaft	Diameter 3 mm
size of the screwdriver tip	3,0 x 0,5 mm
Safety related data	
product function suitable for safety function	Yes
suitability for use	
<ul style="list-style-type: none"> • safety-related switching on 	No
<ul style="list-style-type: none"> • safety-related switching OFF 	Yes
service life maximum	10 a
test wear-related service life necessary	Yes
proportion of dangerous failures	
<ul style="list-style-type: none"> • with low demand rate according to SN 31920 	40 %

• with high demand rate according to SN 31920	50 %
B10 value with high demand rate according to SN 31920	5 000
failure rate [FIT] with low demand rate according to SN 31920	50 FIT
ISO 13849	
device type according to ISO 13849-1	3
overdimensioning according to ISO 13849-2 necessary	Yes
IEC 61508	
safety device type according to IEC 61508-2	Type A
T1 value	10 a
• for proof test interval or service life according to IEC 61508	
Electrical Safety	
protection class IP on the front according to IEC 60529	IP20
touch protection on the front according to IEC 60529	finger-safe, for vertical contact from the front
Display	
display version for switching status	Handle

Approvals Certificates

Environmental Product Declaration	
• global warming potential [CO2 eq] / during manufacturing	2.68 kg
• global warming potential [CO2 eq] / during sales	0.143 kg
• global warming potential [CO2 eq] / during operation	72.7 kg
• global warming potential [CO2 eq] / after end of life	-0.445 kg
• global warming potential [CO2 eq] / total	75.078 kg
Environment	General Product Approval



General Product Approval	For use in hazardous locations
---------------------------------	---------------------------------------



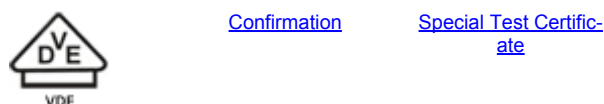
For use in hazardous locations	Test Certificates	Maritime application
---------------------------------------	--------------------------	-----------------------------



Maritime application	other
-----------------------------	--------------



other	Railway
--------------	----------------



Further information

Information on the packaging

<https://support.industry.siemens.com/cs/ww/en/view/109813875>

Information for data generation and storage

<https://support.industry.siemens.com/cs/ww/en/view/109995012>

Information- and Downloadcenter (Catalogs, Brochures,...)

<https://www.siemens.com/ic10>

Industry Mall (Online ordering system)

<https://mall.industry.siemens.com/mall/en/en/Catalog/product?mlfb=3RV2021-1DA20>

Service&Support (Manuals, Certificates, Characteristics, FAQs,...)

<https://support.industry.siemens.com/cs/ww/en/ps/3RV2021-1DA20>

Image database (product images, 2D dimension drawings, 3D models, device circuit diagrams, EPLAN macros, ...)

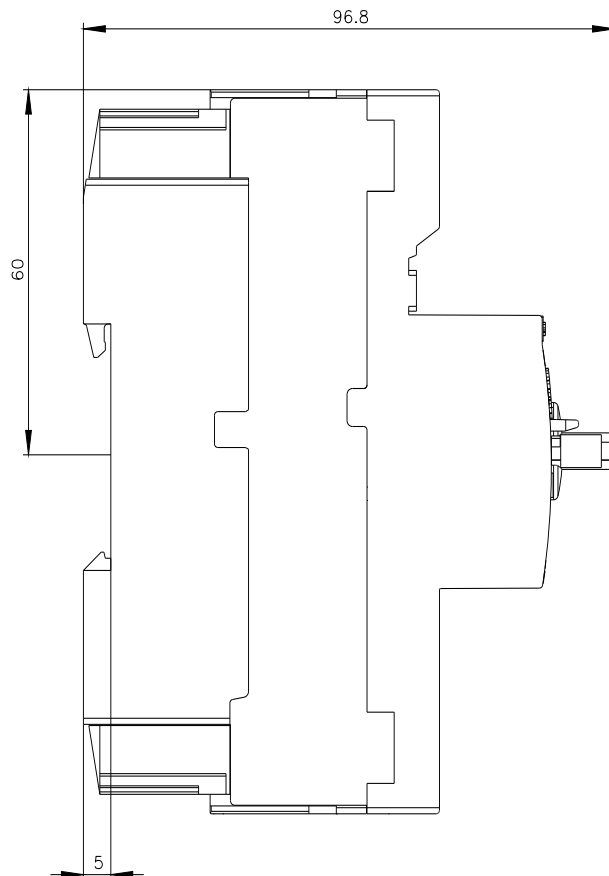
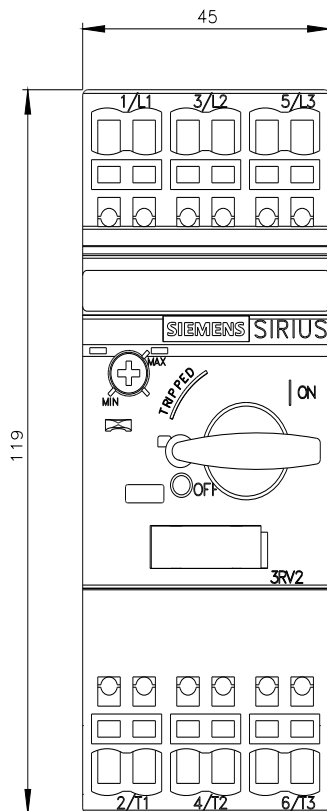
https://www.automation.siemens.com/bilddb/cax_de.aspx?mlfb=3RV2021-1DA20&lang=en

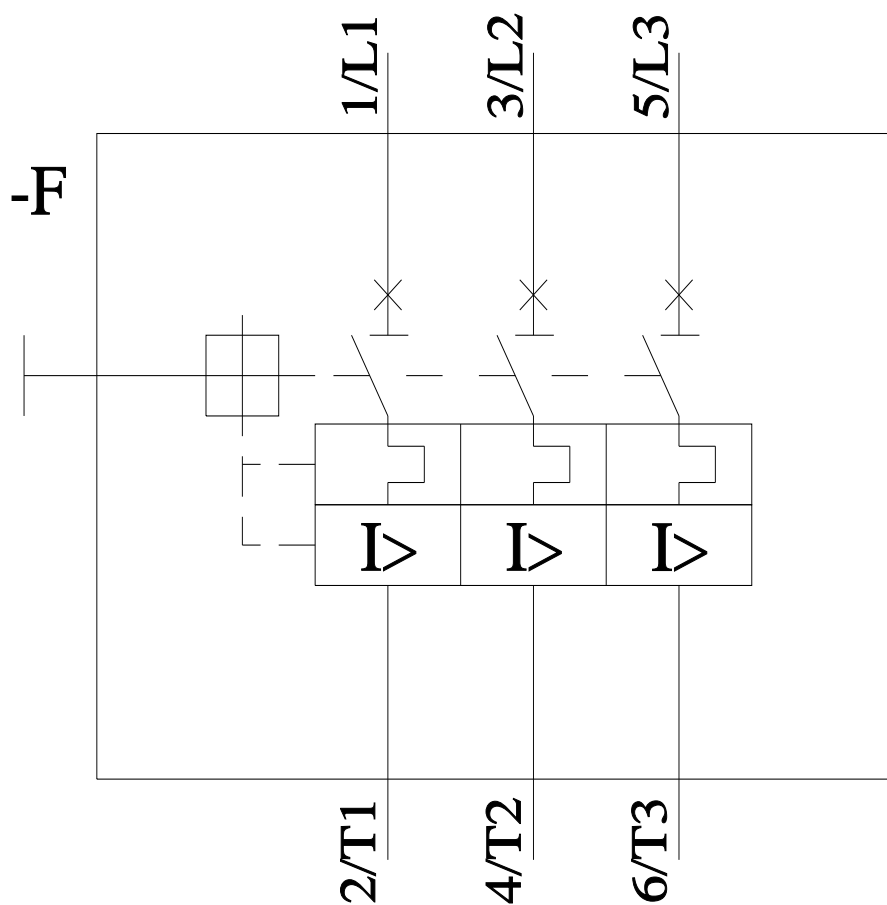
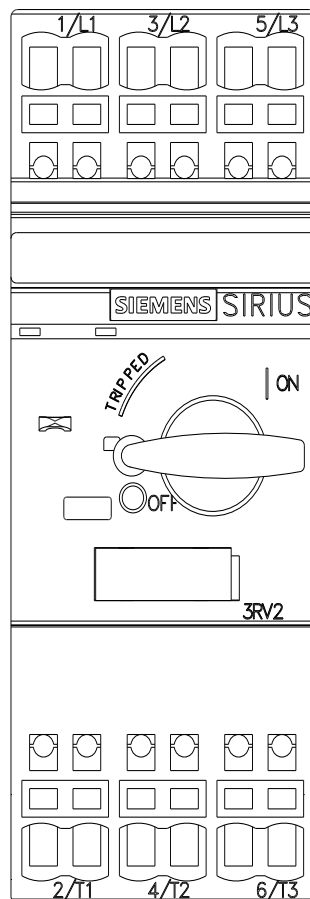
Cax online generator

<https://support.automation.siemens.com/WW/CAXorder/default.aspx?lang=en&mlfb=3RV2021-1DA20>

Characteristic curves

https://curves.simaris.siemens.com/curves/<mmp_prod_noCOMP='HAUPT'></mmp_prod_no>





last modified:

11/13/2025