



Circuit breaker size S00 for motor protection, CLASS 10 A-release 0.22...0.32 A N-release 4.2 A Spring-type terminal Standard switching capacity

product brand name	SIRIUS
product designation	Circuit breaker
design of the product	For motor protection
product type designation	3RV2
<b>General technical data</b>	
size of the circuit-breaker	S00
size of contactor can be combined company-specific	S00, S0
product extension auxiliary switch	Yes
power loss [W] for rated value of the current	
• at AC in hot operating state	5.5 W
• at AC in hot operating state per pole	1.8 W
insulation voltage with degree of pollution 3 at AC rated value	690 V
surge voltage resistance rated value	6 kV
shock resistance according to IEC 60068-2-27	25g / 11 ms
mechanical service life (operating cycles)	
• of the main contacts typical	100 000
• of auxiliary contacts typical	100 000
electrical endurance (operating cycles) typical	100 000
reference code according to IEC 81346-2	Q
Substance Prohibition (Date)	10/01/2009
SVHC substance name	Lead - 7439-92-1
Net Weight	300 g
<b>Ambient conditions</b>	
installation altitude at height above sea level maximum	2 000 m
ambient temperature	
• during operation	-20 ... +60 °C
• during storage	-50 ... +80 °C
• during transport	-50 ... +80 °C
relative humidity during operation	10 ... 95 %
<b>Main circuit</b>	
number of poles for main current circuit	3
adjustable current response value current of the current-dependent overload release	0.22 ... 0.32 A
type of voltage for main current circuit	AC
operating voltage	
• rated value	20 ... 690 V

<ul style="list-style-type: none"> <li>• at AC-3 rated value maximum</li> </ul>	690 V
<ul style="list-style-type: none"> <li>• at AC-3e rated value maximum</li> </ul>	690 V
<b>operating frequency rated value</b>	50 ... 60 Hz
<b>operational current rated value</b>	0.32 A
<b>operational current</b>	
<ul style="list-style-type: none"> <li>• at AC-3 at 400 V rated value</li> </ul>	0.32 A
<ul style="list-style-type: none"> <li>• at AC-3e at 400 V rated value</li> </ul>	0.32 A
<b>operating power</b>	
<ul style="list-style-type: none"> <li>• at AC-3 <ul style="list-style-type: none"> <li>— at 230 V rated value</li> <li>— at 400 V rated value</li> <li>— at 500 V rated value</li> <li>— at 690 V rated value</li> </ul> </li> </ul>	0 kW 0.09 kW 0.1 kW 0.1 kW
<ul style="list-style-type: none"> <li>• at AC-3e <ul style="list-style-type: none"> <li>— at 230 V rated value</li> <li>— at 400 V rated value</li> <li>— at 500 V rated value</li> <li>— at 690 V rated value</li> </ul> </li> </ul>	0 kW 0.09 kW 0.1 kW 0.1 kW
<b>operating frequency</b>	
<ul style="list-style-type: none"> <li>• at AC-3 maximum</li> </ul>	15 1/h
<ul style="list-style-type: none"> <li>• at AC-3e maximum</li> </ul>	15 1/h
<b>Auxiliary circuit</b>	
<b>type of voltage for auxiliary and control circuit</b>	AC/DC
<b>number of NC contacts for auxiliary contacts</b>	0
<b>number of NO contacts for auxiliary contacts</b>	0
number of CO contacts for auxiliary contacts	0
<b>Protective and monitoring functions</b>	
<b>product function</b>	
<ul style="list-style-type: none"> <li>• ground fault detection</li> </ul>	No
<ul style="list-style-type: none"> <li>• phase failure detection</li> </ul>	Yes
<b>trip class</b>	CLASS 10
<b>design of the overload release</b>	thermal
<b>maximum short-circuit current breaking capacity (I<sub>cu</sub>)</b>	
<ul style="list-style-type: none"> <li>• at AC at 240 V rated value</li> </ul>	100 kA
<ul style="list-style-type: none"> <li>• at AC at 400 V rated value</li> </ul>	100 kA
<ul style="list-style-type: none"> <li>• at AC at 500 V rated value</li> </ul>	100 kA
<ul style="list-style-type: none"> <li>• at AC at 690 V rated value</li> </ul>	100 kA
<b>operating short-circuit current breaking capacity (I<sub>cs</sub>) at AC</b>	
<ul style="list-style-type: none"> <li>• at 240 V rated value</li> </ul>	100 kA
<ul style="list-style-type: none"> <li>• at 400 V rated value</li> </ul>	100 kA
<ul style="list-style-type: none"> <li>• at 500 V rated value</li> </ul>	100 kA
<ul style="list-style-type: none"> <li>• at 690 V rated value</li> </ul>	100 kA
response value current of instantaneous short-circuit trip unit	4.2 A
<b>UL/CSA ratings</b>	
<b>full-load current (FLA) for 3-phase AC motor</b>	
<ul style="list-style-type: none"> <li>• at 480 V rated value</li> </ul>	0.32 A
<ul style="list-style-type: none"> <li>• at 600 V rated value</li> </ul>	0.32 A
<b>Category Control Number (CCN)</b>	E156943 (NKJH, NKJH7)
<b>Short-circuit protection</b>	
<b>product function short circuit protection</b>	Yes
<b>design of the short-circuit trip</b>	magnetic
<b>Installation/ mounting/ dimensions</b>	
<b>mounting position</b>	any
<b>fastening method</b>	screw and snap-on mounting onto 35 mm DIN rail according to DIN EN 60715
<b>height</b>	106 mm
<b>width</b>	45 mm
<b>depth</b>	97 mm
<b>required spacing</b>	
<ul style="list-style-type: none"> <li>• with side-by-side mounting at the side</li> </ul>	0 mm

<ul style="list-style-type: none"> <li>• for grounded parts at 400 V <ul style="list-style-type: none"> <li>— downwards</li> <li>— upwards</li> <li>— at the side</li> </ul> </li> <li>• for live parts at 400 V <ul style="list-style-type: none"> <li>— downwards</li> <li>— upwards</li> <li>— at the side</li> </ul> </li> <li>• for grounded parts at 500 V <ul style="list-style-type: none"> <li>— downwards</li> <li>— upwards</li> <li>— at the side</li> </ul> </li> <li>• for live parts at 500 V <ul style="list-style-type: none"> <li>— downwards</li> <li>— upwards</li> <li>— at the side</li> </ul> </li> <li>• for grounded parts at 690 V <ul style="list-style-type: none"> <li>— downwards</li> <li>— upwards</li> <li>— backwards</li> <li>— at the side</li> <li>— forwards</li> </ul> </li> <li>• for live parts at 690 V <ul style="list-style-type: none"> <li>— downwards</li> <li>— upwards</li> <li>— backwards</li> <li>— at the side</li> <li>— forwards</li> </ul> </li> </ul>	30 mm 30 mm 9 mm  30 mm 30 mm 9 mm  30 mm 30 mm 9 mm  50 mm 50 mm 0 mm 30 mm 0 mm  50 mm 50 mm 0 mm 30 mm 0 mm
--	--

Connections/ Terminals	
<b>type of electrical connection</b>	
<ul style="list-style-type: none"> <li>• for main current circuit</li> </ul>	spring-loaded terminals
<b>arrangement of electrical connectors for main current circuit</b>	Top and bottom
<b>type of connectable conductor cross-sections</b>	
<ul style="list-style-type: none"> <li>• for main contacts <ul style="list-style-type: none"> <li>— solid or stranded</li> <li>— finely stranded with core end processing</li> <li>— finely stranded without core end processing</li> </ul> </li> <li>• for AWG cables for main contacts</li> </ul>	2x (0,5 ... 4 mm²) 2x (0.5 ... 2.5 mm²) 2x (0.5 ... 2.5 mm²) 2x (20 ... 12)
<b>design of screwdriver shaft</b>	Diameter 3 mm
<b>size of the screwdriver tip</b>	3,0 x 0,5 mm
Safety related data	
product function suitable for safety function	Yes
<b>suitability for use</b>	
<ul style="list-style-type: none"> <li>• safety-related switching on</li> <li>• safety-related switching OFF</li> </ul>	No Yes
<b>service life maximum</b>	10 a
<b>test wear-related service life necessary</b>	Yes
<b>proportion of dangerous failures</b>	
<ul style="list-style-type: none"> <li>• with low demand rate according to SN 31920</li> <li>• with high demand rate according to SN 31920</li> </ul>	40 % 50 %
<b>B10 value with high demand rate according to SN 31920</b>	5 000
<b>failure rate [FIT] with low demand rate according to SN 31920</b>	50 FIT
ISO 13849	
<b>device type according to ISO 13849-1</b>	3
<b>overdimensioning according to ISO 13849-2 necessary</b>	Yes
IEC 61508	
<b>safety device type according to IEC 61508-2</b>	Type A

<b>T1 value</b> • for proof test interval or service life according to IEC 61508	10 a
<b>Electrical Safety</b>	
<b>protection class IP on the front according to IEC 60529</b>	IP20
<b>touch protection on the front according to IEC 60529</b>	finger-safe, for vertical contact from the front
<b>Display</b>	
display version for switching status	Handle
<b>Approvals Certificates</b>	
<b>Environmental Product Declaration</b>	
• global warming potential [CO2 eq] / during manufacturing	1.98 kg
• global warming potential [CO2 eq] / during sales	0.134 kg
• global warming potential [CO2 eq] / during operation	72.7 kg
• global warming potential [CO2 eq] / after end of life	-0.116 kg
• global warming potential [CO2 eq] / total	74.698 kg
<b>Environment</b>	<b>General Product Approval</b>



Siemens  
EcoTech



[Environmental Confirmation](#)



EG-Konf.



**General Product Approval**

**For use in hazardous locations**



**For use in hazardous locations**

**Test Certificates**

**Maritime application**



IECEX

[Special Test Certificate](#)

[Type Test Certificates/Test Report](#)



ABS



BUREAU  
VERITAS



DNV

**Maritime application**

**other**



LRS



PRS



RINA

[Miscellaneous](#)



[Confirmation](#)

**other**

**Railway**



VDE

[Special Test Certificate](#)

[Confirmation](#)

#### Further information

Information on the packaging

<https://support.industry.siemens.com/cs/ww/en/view/109813875>

Information for data generation and storage

<https://support.industry.siemens.com/cs/ww/en/view/109995012>

Information- and Downloadcenter (Catalogs, Brochures,...)

<https://www.siemens.com/ic10>

Industry Mall (Online ordering system)

<https://mall.industry.siemens.com/mall/en/en/Catalog/product?mlfb=3RV2011-0DA20>

Service&Support (Manuals, Certificates, Characteristics, FAQs,...)

<https://support.industry.siemens.com/cs/ww/en/ps/3RV2011-0DA20>

Image database (product images, 2D dimension drawings, 3D models, device circuit diagrams, EPLAN macros, ...)

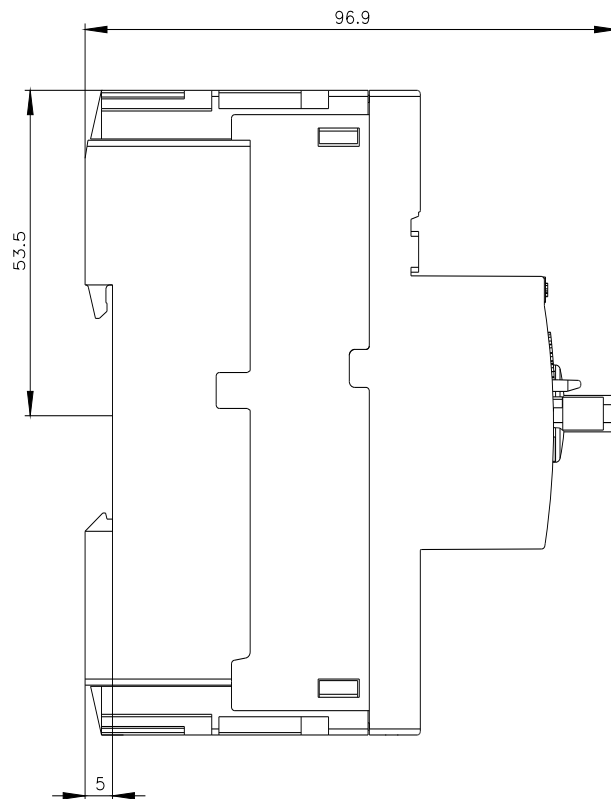
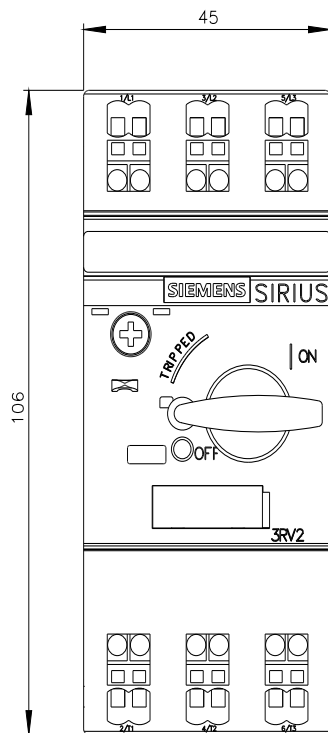
[https://www.automation.siemens.com/bilddb/cax\\_de.aspx?mlfb=3RV2011-0DA20&lang=en](https://www.automation.siemens.com/bilddb/cax_de.aspx?mlfb=3RV2011-0DA20&lang=en)

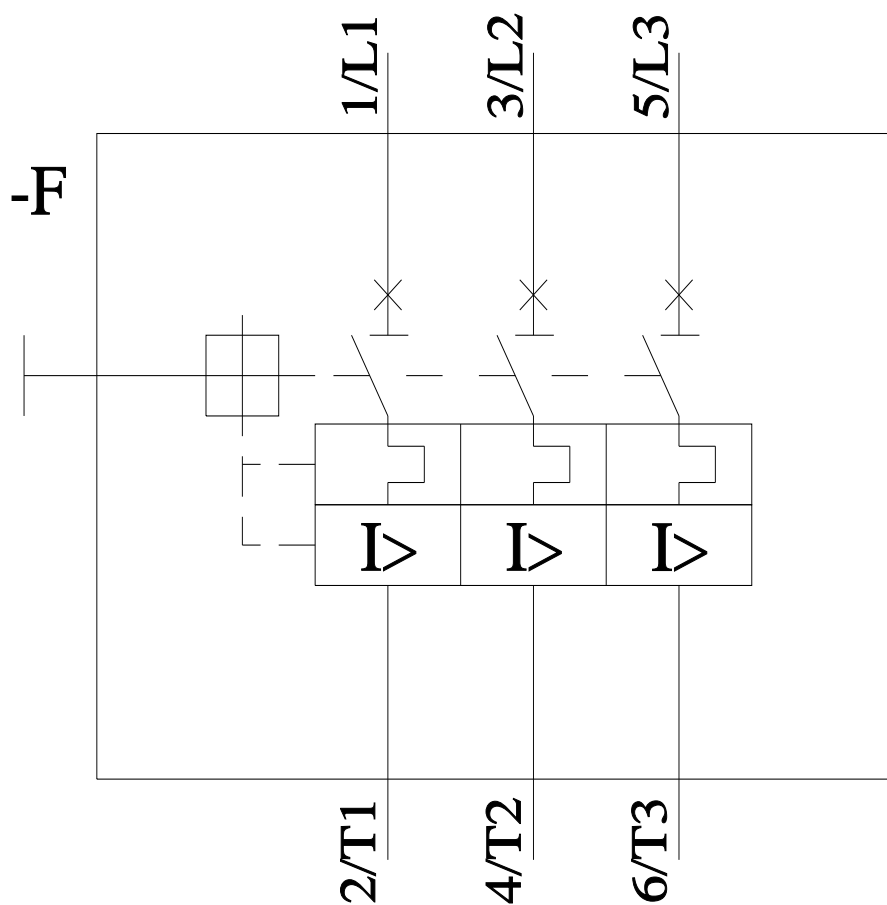
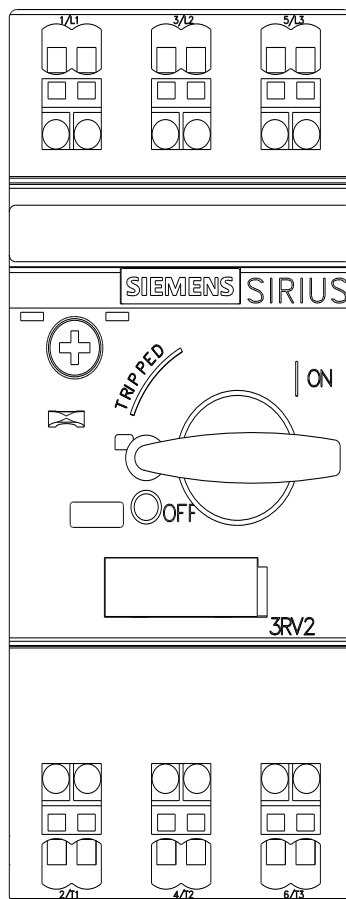
Cax online generator

<https://support.automation.siemens.com/WW/CAXorder/default.aspx?lang=en&mlfb=3RV2011-0DA20>

Characteristic curves

[https://curves.simaris.siemens.com/curves/<mmp\\_prod\\_noCOMP="HAUPT"></mmp\\_prod\\_no>](https://curves.simaris.siemens.com/curves/<mmp_prod_noCOMP='HAUPT'></mmp_prod_no>)





last modified:

11/13/2025