



reversing contactor assembly, AC-3e/AC-3, 80 A, 37 kW / 400 V, 3-pole, 110 V AC, 50 Hz / 120 V, 60 Hz, screw terminal, electrical and mechanical interlock, auxiliary contacts: 2 x 1 NO

product brand name	SIRIUS
product designation	Reversing contactor assembly
product type designation	3RA23
manufacturer's article number	
• 1 of the supplied contactor	3RT2038-1AK60
• 2 of the supplied contactor	3RT2038-1AK60
• of the supplied RS assembly kit	3RA2933-2AA1
General technical data	
size of contactor	S2
product extension auxiliary switch	Yes
shock resistance at rectangular impulse	
• at AC	11.8g / 5 ms, 11.6g / 10 ms
shock resistance with sine pulse	
• at AC	18.5g / 5 ms, 11.6g / 10 ms
mechanical service life (operating cycles)	
• of contactor typical	10 000 000
• of the contactor with added auxiliary switch block typical	10 000 000
reference code according to IEC 81346-2	Q
Substance Prohibittance (Date)	10/01/2014
Net Weight	2.56 kg
Ambient conditions	
installation altitude at height above sea level maximum	2 000 m
ambient temperature	
• during operation	-25 ... +60 °C
• during storage	-55 ... +80 °C
Main circuit	
number of poles for main current circuit	3
number of NO contacts for main contacts	3
number of NC contacts for main contacts	0
operating voltage	
• at AC-3 rated value maximum	690 V
• at AC-3e rated value maximum	690 V
operational current	
• at AC-3	
— at 400 V rated value	80 A
— at 500 V rated value	80 A
— at 690 V rated value	58 A
• at AC-3e	
— at 400 V rated value	80 A

— at 500 V rated value	80 A
— at 690 V rated value	58 A
operating power	
• at AC-3	
— at 400 V rated value	37 kW
— at 500 V rated value	37 kW
— at 690 V rated value	45 kW
• at AC-3e	
— at 400 V rated value	37 kW
— at 690 V rated value	45 kW
• at AC-4 at 400 V rated value	30 kW
operating frequency	
• at AC-3 maximum	500 1/h
• at AC-3e maximum	500 1/h
Control circuit/ Control	
type of voltage of the control supply voltage	AC
control supply voltage 1 at AC	
• at 50 Hz rated value	110 V
• at 60 Hz rated value	120 V
operating range factor control supply voltage rated value of magnet coil at AC	
• at 50 Hz	0.8 ... 1.1
• at 60 Hz	0.8 ... 1.1
apparent pick-up power of magnet coil at AC	
• at 50 Hz	212 VA
• at 60 Hz	188 VA
inductive power factor with closing power of the coil	
• at 50 Hz	0.67
• at 60 Hz	0.65
apparent holding power of magnet coil at AC	
• at 50 Hz	18.5 VA
• at 60 Hz	16.5 VA
inductive power factor with the holding power of the coil	
• at 50 Hz	0.36
• at 60 Hz	0.39
Auxiliary circuit	
number of NC contacts for auxiliary contacts	
• per direction of rotation	0
number of NO contacts for auxiliary contacts	
• per direction of rotation	1
• instantaneous contact	2
contact reliability of auxiliary contacts	< 1 error per 100 million operating cycles
UL/CSA ratings	
full-load current (FLA) for 3-phase AC motor	
• at 480 V rated value	65 A
• at 600 V rated value	62 A
yielded mechanical performance [hp] for 3-phase AC motor	
• at 220/230 V rated value	20 hp
• at 460/480 V rated value	50 hp
• at 575/600 V rated value	60 hp
contact rating of auxiliary contacts according to UL	A600 / Q600
Short-circuit protection	
design of the fuse link	
• for short-circuit protection of the main circuit	
— with type of coordination 1 required	gG NH 3NA, DIAZED 5SB, NEOZED 5SE: 250 A
— with type of coordination 2 required	gG NH 3NA, DIAZED 5SB, NEOZED 5SE: 160 A
• for short-circuit protection of the auxiliary switch required	fuse gG: 10 A
Installation/ mounting/ dimensions	
mounting position	+/-180° rotation possible on vertical mounting surface; can be tilted forward and

	backward by +/- 22.5° on vertical mounting surface
fastening method	screw and snap-on mounting onto 35 mm DIN rail
height	141 mm
width	120 mm
depth	130 mm
required spacing	
<ul style="list-style-type: none"> • with side-by-side mounting <ul style="list-style-type: none"> — forwards — backwards — upwards — downwards — at the side • for grounded parts <ul style="list-style-type: none"> — forwards — backwards — upwards — at the side — downwards • for live parts <ul style="list-style-type: none"> — forwards — backwards — upwards — downwards — at the side 	10 mm 0 mm 10 mm 10 mm 10 mm 10 mm 0 mm 10 mm 10 mm 10 mm 10 mm 0 mm 10 mm 10 mm 10 mm

Connections/ Terminals

type of electrical connection	
<ul style="list-style-type: none"> • for main current circuit • for auxiliary and control circuit • at contactor for auxiliary contacts • of magnet coil 	screw-type terminals screw-type terminals Screw-type terminals Screw-type terminals
type of connectable conductor cross-sections for main contacts	
<ul style="list-style-type: none"> • solid • solid or stranded • finely stranded with core end processing 	2x (1 ... 35 mm²), 1x (1 ... 50 mm²) 2x (1 ... 35 mm²), 1x (1 ... 50 mm²) 2x (1 ... 25 mm²), 1x (1 ... 35 mm²)
type of connectable conductor cross-sections	
<ul style="list-style-type: none"> • for auxiliary contacts <ul style="list-style-type: none"> — solid or stranded — finely stranded with core end processing • for AWG cables for auxiliary contacts 	2x (0.5 ... 1.5 mm²), 2x (0.75 ... 2.5 mm²) 2x (0.5 ... 1.5 mm²), 2x (0.75 ... 2.5 mm²) 2x (20 ... 16), 2x (18 ... 14)

Safety related data

product function suitable for safety function	Yes
Electrical Safety	
protection class IP on the front according to IEC 60529	IP20
touch protection on the front according to IEC 60529	finger-safe, for vertical contact from the front

Communication/ Protocol

product function bus communication	Yes
protocol is supported AS-Interface protocol	No
product function control circuit interface with IO link	No

Approvals Certificates

Environment	General Product Approval	Test Certificates
--------------------	---------------------------------	--------------------------

[Environmental Con-
firmations](#)



[Type Test Certific-
ates/Test Report](#)

Maritime application



Maritime application

other

Dangerous goods



[Confirmation](#)

[Transport Information](#)

Further information

Information on the packaging

<https://support.industry.siemens.com/cs/ww/en/view/109813875>

Information for data generation and storage

<https://support.industry.siemens.com/cs/ww/en/view/109995012>

Information- and Downloadcenter (Catalogs, Brochures,...)

<https://www.siemens.com/ic10>

Industry Mall (Online ordering system)

<https://mall.industry.siemens.com/mall/en/en/Catalog/product?mlfb=3RA2338-8XB30-1AK6>

Service&Support (Manuals, Certificates, Characteristics, FAQs,...)

<https://support.industry.siemens.com/cs/ww/en/ps/3RA2338-8XB30-1AK6>

Image database (product images, 2D dimension drawings, 3D models, device circuit diagrams, EPLAN macros, ...)

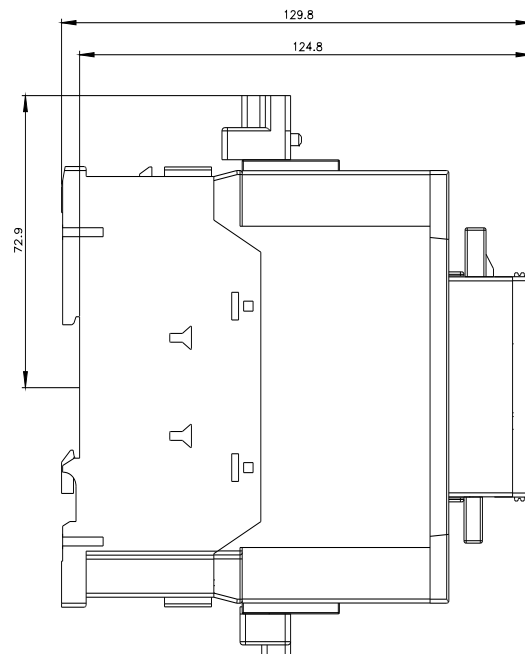
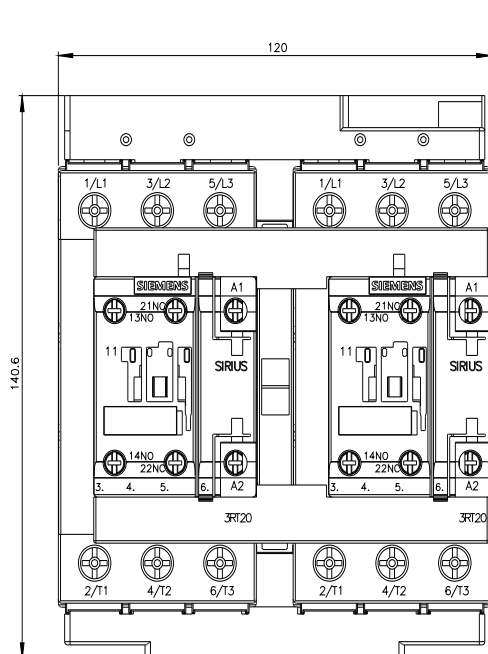
https://www.automation.siemens.com/bilddb/cax_de.aspx?mlfb=3RA2338-8XB30-1AK6&lang=en

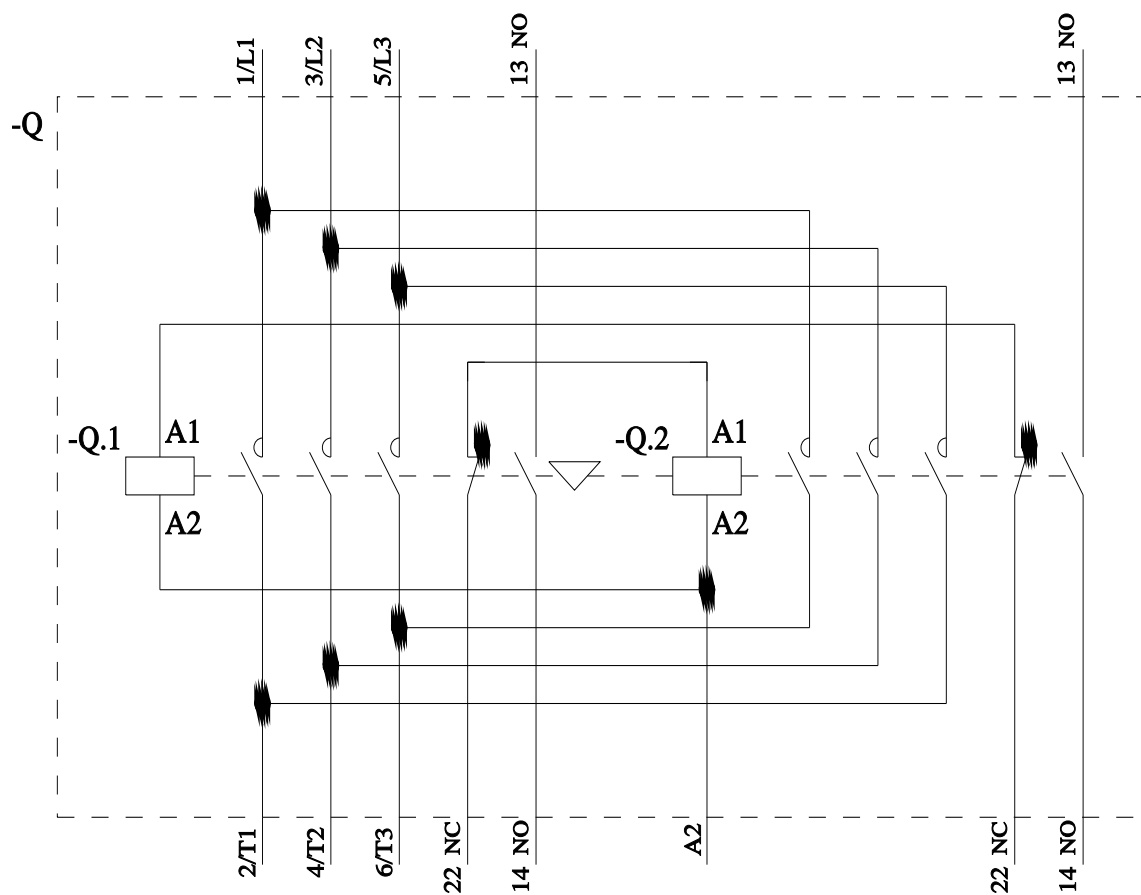
Cax online generator

<https://support.automation.siemens.com/WW/CAXorder/default.aspx?lang=en&mlfb=3RA2338-8XB30-1AK6>

Characteristic curves

https://curves.simaris.siemens.com/curves/<mmp_prod_noCOMP='HAUPT'></mmp_prod_no>





last modified:

8/8/2025