

reversing contactor assembly, AC-3e/AC-3, 16 A, 7.5 kW / 400 V, 3-pole, 220 V AC, 50 Hz / 240 V, 60 Hz, screw terminal, electrical and mechanical interlock



product brand name	SIRIUS
product designation	Reversing contactor assembly
product type designation	3RA23
manufacturer's article number	
• 1 of the supplied contactor	3RT2018-1AP62
• 2 of the supplied contactor	3RT2018-1AP62
• of the supplied RH assembly kit	3RA2913-2AA1
General technical data	
size of contactor	S00
product extension auxiliary switch	Yes
shock resistance at rectangular impulse	
• at AC	7,3g / 5 ms, 4,7g / 10 ms
• at DC	7.3g / 5 ms, 4.7g / 10 ms
shock resistance with sine pulse	
• at AC	11,4g / 5 ms, 7,3g / 10 ms
• at DC	11,4g / 5 ms, 7,3g / 10 ms
mechanical service life (operating cycles)	
• of contactor typical	10 000 000
• of the contactor with added auxiliary switch block typical	10 000 000
reference code according to IEC 81346-2	Q
Substance Prohibitance (Date)	10/01/2009
Net Weight	0.5 kg
Ambient conditions	
installation altitude at height above sea level maximum	2 000 m
ambient temperature	
• during operation	-25 ... +60 °C
• during storage	-55 ... +80 °C
Main circuit	
number of poles for main current circuit	3
number of NO contacts for main contacts	3
number of NC contacts for main contacts	0
operating voltage	
• at AC-3 rated value maximum	690 V
• at AC-3e rated value maximum	690 V
operational current	
• at AC-3	
— at 400 V rated value	16 A
— at 500 V rated value	12.4 A
— at 690 V rated value	8.9 A

<ul style="list-style-type: none"> • at AC-3e <ul style="list-style-type: none"> — at 400 V rated value — at 500 V rated value — at 690 V rated value 	16 A 12.4 A 8.9 A
operating power <ul style="list-style-type: none"> • at AC-3 <ul style="list-style-type: none"> — at 400 V rated value — at 500 V rated value — at 690 V rated value • at AC-3e <ul style="list-style-type: none"> — at 400 V rated value — at 690 V rated value • at AC-4 at 400 V rated value 	7.5 kW 7.5 kW 7.5 kW 7.5 kW 7.5 kW 5.5 kW
operating frequency <ul style="list-style-type: none"> • at AC-3 maximum • at AC-3e maximum 	750 1/h 750 1/h
Control circuit/ Control	
type of voltage of the control supply voltage	AC
control supply voltage 1 at AC <ul style="list-style-type: none"> • at 50 Hz rated value • at 60 Hz rated value 	220 V 240 V
operating range factor control supply voltage rated value of magnet coil at AC <ul style="list-style-type: none"> • at 50 Hz • at 60 Hz 	0.8 ... 1.1 0.85 ... 1.1
apparent pick-up power of magnet coil at AC <ul style="list-style-type: none"> • at 50 Hz 	37 VA
inductive power factor with closing power of the coil <ul style="list-style-type: none"> • at 50 Hz 	0.8
apparent holding power of magnet coil at AC <ul style="list-style-type: none"> • at 50 Hz 	5.7 VA
inductive power factor with the holding power of the coil <ul style="list-style-type: none"> • at 50 Hz 	0.28
Auxiliary circuit	
contact reliability of auxiliary contacts	< 1 error per 100 million operating cycles
UL/CSA ratings	
full-load current (FLA) for 3-phase AC motor <ul style="list-style-type: none"> • at 480 V rated value • at 600 V rated value 	14 A 11 A
yielded mechanical performance [hp] for 3-phase AC motor <ul style="list-style-type: none"> • at 200/208 V rated value • at 220/230 V rated value • at 460/480 V rated value • at 575/600 V rated value 	3 hp 5 hp 10 hp 10 hp
contact rating of auxiliary contacts according to UL	A600 / Q600
Short-circuit protection	
design of the fuse link <ul style="list-style-type: none"> • for short-circuit protection of the main circuit <ul style="list-style-type: none"> — with type of coordination 1 required — with type of coordination 2 required • for short-circuit protection of the auxiliary switch required 	gG NH 3NA, DIAZED 5SB, NEOZED 5SE: 50 A gG NH 3NA, DIAZED 5SB, NEOZED 5SE: 25 A fuse gG: 10 A
Installation/ mounting/ dimensions	
mounting position	+/-180° rotation possible on vertical mounting surface; can be tilted forward and backward by +/- 22.5° on vertical mounting surface
fastening method	screw and snap-on mounting onto 35 mm DIN rail
height	68 mm
width	90 mm
depth	73 mm
required spacing	

- with side-by-side mounting
 - forwards 6 mm
 - backwards 0 mm
 - upwards 6 mm
 - downwards 6 mm
 - at the side 6 mm
- for grounded parts
 - forwards 6 mm
 - backwards 0 mm
 - upwards 6 mm
 - at the side 6 mm
 - downwards 6 mm
- for live parts
 - forwards 6 mm
 - backwards 0 mm
 - upwards 6 mm
 - downwards 6 mm
 - at the side 6 mm

Connections/ Terminals

type of electrical connection

- for main current circuit screw-type terminals
- for auxiliary and control circuit screw-type terminals
- at contactor for auxiliary contacts Screw-type terminals
- of magnet coil Screw-type terminals

type of connectable conductor cross-sections for main contacts

- solid 2x (0.5 ... 1.5 mm²), 2x (0.75 ... 2.5 mm²), 2x 4 mm²
- solid or stranded 2x (0.5 ... 1.5 mm²), 2x (0.75 ... 2.5 mm²), 2x (0.5 ... 4 mm²)
- finely stranded with core end processing 2x (0.5 ... 1.5 mm²), 2x (0.75 ... 2.5 mm²)

type of connectable conductor cross-sections

- for auxiliary contacts
 - solid or stranded 2x (0.5 ... 1.5 mm²), 2x (0.75 ... 2.5 mm²)
 - finely stranded with core end processing 2x (0.5 ... 1.5 mm²), 2x (0.75 ... 2.5 mm²)
- for AWG cables for auxiliary contacts 2x (20 ... 16), 2x (18 ... 14)

Safety related data

product function suitable for safety function Yes

Electrical Safety

protection class IP on the front according to IEC 60529

IP20

touch protection on the front according to IEC 60529

finger-safe, for vertical contact from the front

Communication/ Protocol

product function bus communication Yes

protocol is supported AS-Interface protocol No

product function control circuit interface with IO link No

Approvals Certificates

General Product Approval

Test Certificates



[Type Test Certificates/Test Report](#)

[Special Test Certificate](#)

Maritime application



Maritime application

other

Railway

Environment



[Confirmation](#)

[Special Test Certificate](#)

[Environmental Confirmations](#)

Further information

Information on the packaging

<https://support.industry.siemens.com/cs/ww/en/view/109813875>

Information for data generation and storage

<https://support.industry.siemens.com/cs/ww/en/view/109995012>

Information- and Downloadcenter (Catalogs, Brochures,...)

<https://www.siemens.com/ic10>

Industry Mall (Online ordering system)

<https://mall.industry.siemens.com/mall/en/en/Catalog/product?mlfb=3RA2318-8XB30-1AP6>

Service&Support (Manuals, Certificates, Characteristics, FAQs,...)

<https://support.industry.siemens.com/cs/ww/en/ps/3RA2318-8XB30-1AP6>

Image database (product images, 2D dimension drawings, 3D models, device circuit diagrams, EPLAN macros, ...)

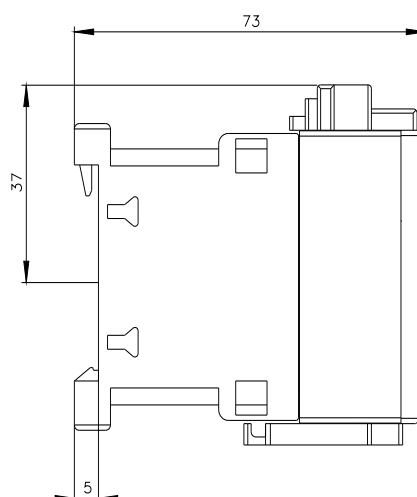
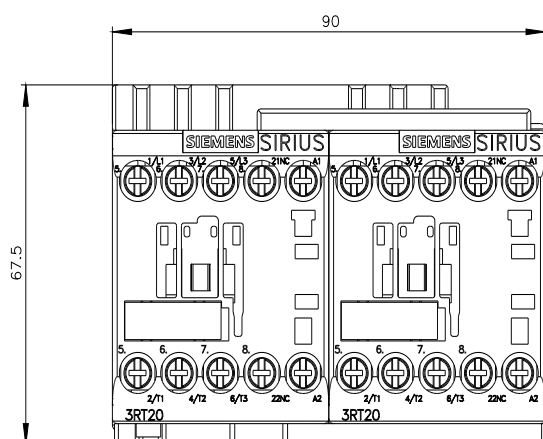
https://www.automation.siemens.com/bilddb/cax_de.aspx?mlfb=3RA2318-8XB30-1AP6&lang=en

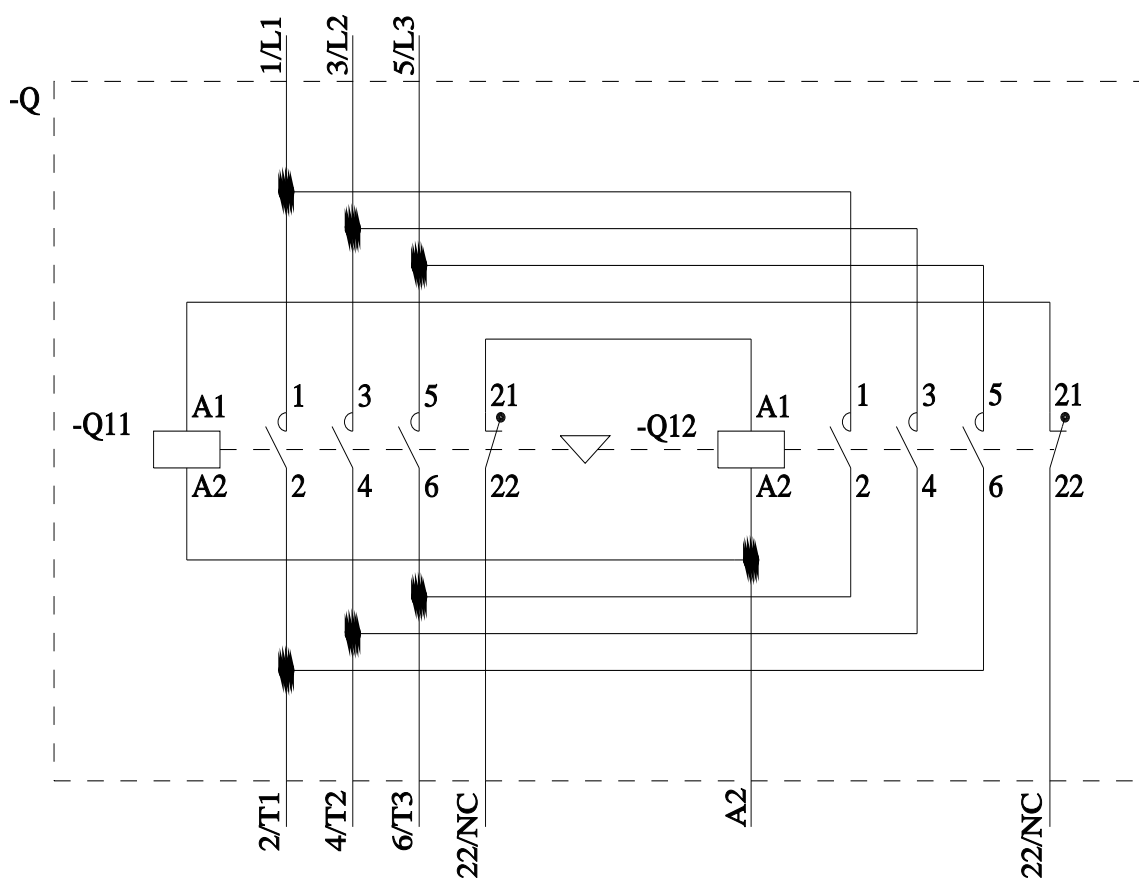
Cax online generator

<https://support.automation.siemens.com/WW/CAXorder/default.aspx?lang=en&mlfb=3RA2318-8XB30-1AP6>

Characteristic curves

https://curves.simaris.siemens.com/curves/<mmp_prod_noCOMP='HAUPT'></mmp_prod_no>





last modified:

5/9/2025