



LOGO!Power/1AC/24VDC/4A/EX

LOGO!POWER EX 24 V / 4 A Stabilized power supply input: 100-240 V AC output: 24 V DC / 4 A

Technical Product Detail Page

<https://i.siemens.com/1P6EP3333-6SC00-0AY0>

input	
type of the power supply network	1-phase AC or DC
supply voltage at AC	
• minimum rated value	100 V
• maximum rated value	240 V
• initial value	85 V
• full-scale value	264 V
input voltage at DC	110 ... 300 V
wide range input	Yes
overvoltage overload capability	300 V AC for 1 s
buffering time for rated value of the output current in the event of power failure minimum	40 ms
operating condition of the mains buffering	at $V_{in} = 187\text{ V}$
line frequency	50/60 Hz
line frequency	47 ... 63 Hz
input current	
• at rated input voltage 120 V	1.95 A
• at rated input voltage 230 V	0.97 A
current limitation of inrush current at 25 °C maximum	31 A
I_2t value maximum	2.5 A ² ·s
fuse protection type	internal
fuse protection type in the feeder	Recommended miniature circuit breaker: from 10 A characteristic B or from 6 A characteristic C
output	
voltage curve at output	Controlled, isolated DC voltage
output voltage at DC rated value	24 V
output voltage	
• at output 1 at DC rated value	24 V
output voltage adjustable	Yes; via potentiometer
adjustable output voltage	22.2 ... 26.4 V
relative overall tolerance of the voltage	3 %
relative control precision of the output voltage	
• on slow fluctuation of input voltage	0.1 %
• on slow fluctuation of ohm loading	0.1 %
residual ripple	

<ul style="list-style-type: none"> • maximum 	200 mV
<ul style="list-style-type: none"> • typical 	30 mV
voltage peak	
<ul style="list-style-type: none"> • maximum 	300 mV
<ul style="list-style-type: none"> • typical 	50 mV
display version for normal operation	Green LED for output voltage OK
behavior of the output voltage when switching on	No overshoot of Vout (soft start)
response delay maximum	0.5 s
voltage increase time of the output voltage	
<ul style="list-style-type: none"> • typical 	100 ms
output current	
<ul style="list-style-type: none"> • rated value 	4 A
<ul style="list-style-type: none"> • rated range 	0 ... 4 A; +55 ... +70 °C: Derating 2%/K
supplied active power typical	96 W
efficiency	
efficiency in percent	89.1 %
power loss [W]	
<ul style="list-style-type: none"> • at rated output voltage for rated value of the output current typical 	11.7 W
<ul style="list-style-type: none"> • during no-load operation maximum 	0.3 W
closed-loop control	
relative control precision of the output voltage with rapid fluctuation of the input voltage by +/- 15% typical	0.2 %
relative control precision of the output voltage at load step of resistive load 10/90/10 % typical	2 %
setting time	
<ul style="list-style-type: none"> • load step 10 to 90% typical 	1 ms
<ul style="list-style-type: none"> • load step 90 to 10% typical 	1 ms
protection and monitoring	
design of the overvoltage protection	Yes, according to EN 60950-1
property of the output short-circuit proof	Yes
design of short-circuit protection	Constant current characteristic
<ul style="list-style-type: none"> • typical 	5 A
overcurrent overload capability	
<ul style="list-style-type: none"> • when switching on 	150% Iout rated typ. 200 ms
<ul style="list-style-type: none"> • in normal operation 	overload capability 150% Iout rated typ. 200 ms
enduring short circuit current RMS value	
<ul style="list-style-type: none"> • maximum 	5 A
measuring point for output current	Yes; 50 mV \approx 4 A
safety	
galvanic isolation between input and output	Yes
galvanic isolation	Safety extra-low output voltage Uout acc. to EN 60950-1 and EN 50178
operating resource protection class	Class II (without protective conductor)
protection class IP	IP20
EMC	
standard	
<ul style="list-style-type: none"> • for emitted interference 	EN 55022 Class B
<ul style="list-style-type: none"> • for mains harmonics limitation 	EN 61000-3-2
<ul style="list-style-type: none"> • for interference immunity 	EN 61000-6-2
standards, specifications, approvals	
certificate of suitability	
<ul style="list-style-type: none"> • CE marking 	Yes
<ul style="list-style-type: none"> • UL approval 	Yes; cULus-Listed (UL 508, CSA C22.2 No. 107.1), File E197259; cURus-Recognized (UL 60950-1, CSA C22.2 No. 60950-1) File E151273
<ul style="list-style-type: none"> • UKCA marking 	Yes
<ul style="list-style-type: none"> • NEC Class 2 	No
type of certification	
<ul style="list-style-type: none"> • CB-certificate 	Yes
MTBF at 40 °C	2 391 480 h

standards, specifications, approvals hazardous environments	
certificate of suitability	
• IECEx	Yes; IECEx Ex ec IIC T3 Gc
• ATEX	Yes; ATEX (EX) II 3G Ex ec IIC T3 Gc
• ULhazloc approval	Yes
• UKEX	Yes
• CCC for hazardous zone according to GB standard	Yes
• FM registration	No
standards, specifications, approvals marine classification	
shipbuilding approval	No
Marine classification association	
• American Bureau of Shipping Europe Ltd. (ABS)	No
• French marine classification society (BV)	Yes
• Det Norske Veritas (DNV)	No; in preparation
• Lloyds Register of Shipping (LRS)	No
standards, specifications, approvals Environmental Product Declaration	
Environmental Product Declaration	Yes
global warming potential [CO2 eq]	
• total	326 kg
• during manufacturing	5.5 kg
• during operation	320 kg
• after end of life	0.2 kg
Siemens Eco Profile (SEP)	Siemens EcoTech
ambient conditions	
ambient temperature	
• during operation	-25 ... +70 °C; with natural convection
• during transport	-40 ... +85 °C
• during storage	-40 ... +85 °C
environmental category according to IEC 60721	Climate class 3K3, 5 ... 95% no condensation
connection method	
type of electrical connection	screw terminal
• at input	L, N: 1 screw terminal each for 0.5 ... 2.5 mm ² single-core/finely stranded
• at output	+, -: 1 screw terminal each for 0.5 ... 2.5 mm ²
• for auxiliary contacts	-
mechanical data	
width × height × depth of the enclosure	72 × 90 × 53 mm
installation width × mounting height	72 mm × 130 mm
required spacing	
• top	20 mm
• bottom	20 mm
• left	0 mm
• right	0 mm
fastening method	Snaps onto DIN rail EN 60715 35x7.5/15, direct mounting in different mounting positions
• DIN-rail mounting	Yes
• S7 rail mounting	No
• wall mounting	Yes
housing can be lined up	Yes
net weight	0.29 kg
further information internet links	
internet link	
• to website: Industry Mall	https://mall.industry.siemens.com
• to web page: selection aid TIA Selection Tool	https://www.siemens.com/tstcloud
• to web page: power supplies	https://siemens.com/sitop
• to website: CAX-Download-Manager	https://siemens.com/cax
• to website: Industry Online Support	https://support.industry.siemens.com
additional information	
other information	Specifications at rated input voltage and ambient temperature +25 °C (unless otherwise specified)

security information

security information	Siemens provides products and solutions with industrial cybersecurity functions that support the secure operation of plants, systems, machines and networks. In order to protect plants, systems, machines and networks against cyber threats, it is necessary to implement – and continuously maintain – a holistic, state-of-the-art industrial cybersecurity concept. Siemens' products and solutions constitute one element of such a concept. Customers are responsible for preventing unauthorized access to their plants, systems, machines and networks. Such systems, machines and components should only be connected to an enterprise network or the internet if and to the extent such a connection is necessary and only when appropriate security measures (e.g. firewalls and/or network segmentation) are in place. For additional information on industrial cybersecurity measures that may be implemented, please visit www.siemens.com/cybersecurity-industry . Siemens' products and solutions undergo continuous development to make them more secure. Siemens strongly recommends that product updates are applied as soon as they are available and that the latest product versions are used. Use of product versions that are no longer supported, and failure to apply the latest updates may increase customer's exposure to cyber threats. To stay informed about product updates, subscribe to the Siemens Industrial Cybersecurity RSS Feed under https://www.siemens.com/cert . (V4.7)
----------------------	--


Classifications


	Version	Classification
eClass	14	27-04-07-01
eClass	12	27-04-07-01
eClass	9.1	27-04-07-01
eClass	9	27-04-07-01
eClass	8	27-04-90-02
eClass	7.1	27-04-90-02
eClass	6	27-04-90-02
ETIM	10	EC002540
ETIM	9	EC002540
ETIM	8	EC002540
ETIM	7	EC002540
IDEA	4	4130
UNSPSC	15	39-12-10-04

Approvals Certificates


General Product Approval	For use in hazardous locations
--------------------------	--------------------------------


[Manufacturer Declaration](#)






[China RoHS](#)








For use in hazardous locations	Maritime application
--------------------------------	----------------------




[CCC-Ex](#)











Environment





last modified:

11/28/2025 