



Circuit breaker size S00 for motor protection, CLASS 10 A-release 0.55...0.8 A N-release 10 A Screw terminal Standard switching capacity

product brand name	SIRIUS
product designation	Circuit breaker
design of the product	For motor protection
product type designation	3RV1
<b>General technical data</b>	
size of the circuit-breaker	S00
size of contactor can be combined company-specific	S00
product extension auxiliary switch	Yes
power loss [W] for rated value of the current	
• at AC in hot operating state	5.5 W
• at AC in hot operating state per pole	1.8 W
insulation voltage with degree of pollution 3 at AC rated value	690 V
surge voltage resistance rated value	6 kV
mechanical service life (operating cycles)	
• of the main contacts typical	100 000
• of auxiliary contacts typical	100 000
electrical endurance (operating cycles) typical	100 000
reference code according to IEC 81346-2	Q
Substance Prohibittance (Date)	01/01/2013
SVHC substance name	Lead - 7439-92-1
Net Weight	233 g
<b>Ambient conditions</b>	
installation altitude at height above sea level maximum	2 000 m
ambient temperature	
• during operation	-20 ... +60 °C
• during storage	-50 ... +80 °C
• during transport	-50 ... +80 °C
relative humidity during operation	10 ... 95 %
<b>Main circuit</b>	
number of poles for main current circuit	3
adjustable current response value current of the current-dependent overload release	0.55 ... 0.8 A
type of voltage for main current circuit	AC
operating voltage	
• rated value	20 ... 690 V
• at AC-3 rated value maximum	690 V
• at AC-3e rated value maximum	690 V
operating frequency rated value	50 ... 60 Hz
operational current rated value	0.8 A

<b>operational current</b>	
• at AC-3 at 400 V rated value	0.8 A
• at AC-3e at 400 V rated value	0.8 A
<b>operating power</b>	
• at AC-3	
— at 230 V rated value	0.12 kW
— at 400 V rated value	0.18 kW
— at 500 V rated value	0.25 kW
— at 690 V rated value	0.37 kW
• at AC-3e	
— at 230 V rated value	0.12 kW
— at 400 V rated value	0.18 kW
— at 500 V rated value	0.25 kW
— at 690 V rated value	0.37 kW
<b>operating frequency</b>	
• at AC-3 maximum	15 1/h
• at AC-3e maximum	15 1/h
<b>Auxiliary circuit</b>	
<b>type of voltage for auxiliary and control circuit</b>	AC/DC
<b>number of NC contacts for auxiliary contacts</b>	0
<b>number of NO contacts for auxiliary contacts</b>	0
number of CO contacts for auxiliary contacts	0
<b>Protective and monitoring functions</b>	
<b>product function</b>	
• ground fault detection	No
• phase failure detection	Yes
<b>trip class</b>	CLASS 10
<b>design of the overload release</b>	thermal
<b>maximum short-circuit current breaking capacity (I<sub>cu</sub>)</b>	
• at AC at 240 V rated value	100 kA
• at AC at 400 V rated value	100 kA
• at AC at 500 V rated value	100 kA
• at AC at 690 V rated value	100 kA
<b>operating short-circuit current breaking capacity (I<sub>cs</sub>) at AC</b>	
• at 240 V rated value	100 kA
• at 400 V rated value	100 kA
• at 500 V rated value	100 kA
• at 690 V rated value	100 kA
response value current of instantaneous short-circuit trip unit	10 A
<b>UL/CSA ratings</b>	
<b>full-load current (FLA) for 3-phase AC motor</b>	
• at 480 V rated value	0.8 A
• at 600 V rated value	0.8 A
<b>Short-circuit protection</b>	
<b>product function short circuit protection</b>	Yes
<b>design of the short-circuit trip</b>	magnetic
<b>design of the fuse link for IT network for short-circuit protection of the main circuit</b>	
• at 240 V	none required
• at 400 V	None required
• at 500 V	gG 6 A
• at 690 V	gG 6 A
<b>Installation/ mounting/ dimensions</b>	
<b>mounting position</b>	any
<b>fastening method</b>	screw and snap-on mounting onto 35 mm DIN rail according to DIN EN 60715
<b>height</b>	90 mm
<b>width</b>	45 mm
<b>depth</b>	75 mm
<b>required spacing</b>	

• for grounded parts at 400 V	
— downwards	20 mm
— upwards	20 mm
— at the side	9 mm
• for live parts at 400 V	
— downwards	20 mm
— upwards	20 mm
— at the side	9 mm
• for grounded parts at 500 V	
— downwards	20 mm
— upwards	20 mm
— at the side	9 mm
• for live parts at 500 V	
— downwards	20 mm
— upwards	20 mm
— at the side	9 mm
• for grounded parts at 690 V	
— downwards	20 mm
— upwards	20 mm
— backwards	0 mm
— at the side	9 mm
— forwards	0 mm
• for live parts at 690 V	
— downwards	20 mm
— upwards	20 mm
— backwards	0 mm
— at the side	9 mm
— forwards	0 mm

#### Connections/ Terminals

<b>type of electrical connection</b>	
• for main current circuit	screw-type terminals
<b>arrangement of electrical connectors for main current circuit</b>	Top and bottom
<b>type of connectable conductor cross-sections</b>	
• for main contacts	
— solid or stranded	2x (0,5 ... 1,5 mm <sup>2</sup> ), 2x (0,75 ... 2,5 mm <sup>2</sup> ), 2x (1 ... 4 mm <sup>2</sup> )
— finely stranded with core end processing	2x (0,5 ... 1,5 mm <sup>2</sup> ), 2x (0,75 ... 2,5 mm <sup>2</sup> )
<b>type of connectable conductor cross-sections</b>	
• for auxiliary contacts	
— solid or stranded	2x (0,5 ... 1,5 mm <sup>2</sup> ), 2x (0,75 ... 2,5 mm <sup>2</sup> )
<b>tightening torque</b>	
• for main contacts with screw-type terminals	0,8 ... 1,2 N·m
• for auxiliary contacts with screw-type terminals	0,8 ... 1,2 N·m
<b>design of screwdriver shaft</b>	Diameter 5 to 6 mm
<b>size of the screwdriver tip</b>	Pozidriv size 2
<b>design of the thread of the connection screw</b>	
• for main contacts	M3

#### Safety related data





product function suitable for safety function	Yes
<b>suitability for use</b>	
• safety-related switching on	No
• safety-related switching OFF	Yes
<b>service life maximum</b>	10 a
<b>test wear-related service life necessary</b>	Yes
<b>proportion of dangerous failures</b>	
• with low demand rate according to SN 31920	40 %
• with high demand rate according to SN 31920	50 %
<b>B10 value with high demand rate according to SN 31920</b>	5 000
<b>failure rate [FIT] with low demand rate according to SN</b>	50 FIT

31920	
ISO 13849	
device type according to ISO 13849-1	3
overdimensioning according to ISO 13849-2 necessary	Yes
IEC 61508	
safety device type according to IEC 61508-2	Type A
Electrical Safety	
protection class IP on the front according to IEC 60529	IP20
touch protection on the front according to IEC 60529	finger-safe, for vertical contact from the front
Display	
display version for switching status	Rocker switch
Approvals Certificates	
General Product Approval	





[KC](#)



General Product Approval	For use in hazardous locations	Test Certificates	Maritime application
		 IECEX	
		<a href="#">Type Test Certificates/Test Report</a>	<a href="#">Special Test Certificate</a>

Maritime application
     

other	Railway	Environment
 <a href="#">Miscellaneous</a> <a href="#">Confirmation</a> 	<a href="#">Special Test Certificate</a>	<a href="#">Environmental Confirmations</a>

Further information
<p>Information on the packaging  <a href="https://support.industry.siemens.com/cs/ww/en/view/109813875">https://support.industry.siemens.com/cs/ww/en/view/109813875</a></p> <p>Information for data generation and storage  <a href="https://support.industry.siemens.com/cs/ww/en/view/109995012">https://support.industry.siemens.com/cs/ww/en/view/109995012</a></p> <p>Information- and Downloadcenter (Catalogs, Brochures,...)  <a href="https://www.siemens.com/ic10">https://www.siemens.com/ic10</a></p> <p>Industry Mall (Online ordering system)  <a href="https://mall.industry.siemens.com/mall/en/en/Catalog/product?mlfb=3RV1011-0HA10">https://mall.industry.siemens.com/mall/en/en/Catalog/product?mlfb=3RV1011-0HA10</a></p> <p>Service&amp;Support (Manuals, Certificates, Characteristics, FAQs,...)  <a href="https://support.industry.siemens.com/cs/ww/en/ps/3RV1011-0HA10">https://support.industry.siemens.com/cs/ww/en/ps/3RV1011-0HA10</a></p> <p>Image database (product images, 2D dimension drawings, 3D models, device circuit diagrams, EPLAN macros, ...)  <a href="https://www.automation.siemens.com/bilddb/cax_de.aspx?mlfb=3RV1011-0HA10&amp;lang=en">https://www.automation.siemens.com/bilddb/cax_de.aspx?mlfb=3RV1011-0HA10&amp;lang=en</a></p> <p>Cax online generator  <a href="https://support.automation.siemens.com/WW/CAXorder/default.aspx?lang=en&amp;mlfb=3RV1011-0HA10">https://support.automation.siemens.com/WW/CAXorder/default.aspx?lang=en&amp;mlfb=3RV1011-0HA10</a></p> <p>Characteristic curves  <a href='https://curves.simaris.siemens.com/curves/&lt;mmp_prod_noCOMP="HAUPT"&gt;&lt;/mmp_prod_no&gt;'>https://curves.simaris.siemens.com/curves/&lt;mmp_prod_noCOMP="HAUPT"&gt;&lt;/mmp_prod_no&gt;</a></p>

