



SITOP BUF8600/100MS/40A

SITOP BUF8600 100ms buffer module for PSU8600 buffer capacity 100 ms/40 A with electrolytic capacitors maintenance-free





memory	
type of energy storage	electrolytic capacitors
design of the mains power cut bridging-connection	Backup time with 40 A load current: 100 ms
buffering time for rated value of the output current in the event of power failure	100 ms
load time typical	20 s; at 400 V
output	
output current	
• rated value	40 A
protection and monitoring	
display version	3-color LED for operating state module
• for normal operation	LED green for "buffer standby exist"
• in buffering mode	LED yellow for "buffered mode"
interfaces	
product function communication function	Yes
design of the interface	Ethernet/PROFINET via power supply unit PSU8600
safety	
operating resource protection class	Class III
protection class IP	IP20
standard	
• for emitted interference	EN 55022 Class B
• for interference immunity	EN 61000-6-2
standards, specifications, approvals	
certificate of suitability	
• CE marking	Yes
• UL approval	Yes; cULus-Listed (UL 508, CSA C22.2 No. 107.1), File E197259
• CSA approval	Yes; cCSAus (CSA C22.2 No. 62368-1, UL 62368-1)
• EAC approval	Yes
type of certification CB-certificate	Yes
MTBF at 40 °C	4 505 531 h
standards, specifications, approvals hazardous environments	
certificate of suitability	
• ATEX	No
• cCSAus, Class 1, Division 2	No
standards, specifications, approvals marine classification	
shipbuilding approval	Yes
Marine classification association	
• American Bureau of Shipping Europe Ltd. (ABS)	Yes
• Det Norske Veritas (DNV)	Yes
standards, specifications, approvals Environmental Product Declaration	

Environmental Product Declaration	Yes		
global warming potential [CO2 eq]			
• total	56.6 kg		
• during manufacturing	21.1 kg		
• during operation	34.7 kg		
• after end of life	0.4 kg		
ambient conditions			
ambient temperature			
• during operation	-25 ... +60; with natural convection		
• during transport	-40 ... +70		
• during storage	-40 ... +70		
environmental category according to IEC 60721	Climate class 3K3, 5 ... 95% no condensation		
connection method			
suitability for interaction modular system	Yes		
type of connection to system components	Via integrated connector		
mechanical data			
width × height × depth of the enclosure	60 × 125 × 150 mm		
installation width × mounting height	60 mm × 225 mm		
required spacing			
• top	50 mm		
• bottom	50 mm		
• left	0 mm		
• right	0 mm		
fastening method	Snaps onto DIN rail EN 60715 35x15		
• DIN-rail mounting	Yes		
• S7 rail mounting	No		
• wall mounting	No		
housing can be lined up	Yes		
net weight	1.33 kg		
accessories			
mechanical accessories	Device identification label 20 mm × 7 mm, TI-grey 3RT2900-1SB20		
further information internet links			
internet link			
• to website: Industry Mall	https://mall.industry.siemens.com		
• to web page: selection aid TIA Selection Tool	https://www.siemens.com/tstcloud		
• to web page: power supplies	https://siemens.com/sitop		
• to website: CAX-Download-Manager	https://siemens.com/cax		
• to website: Industry Online Support	https://support.industry.siemens.com		
additional information			
other information	Specifications at rated input voltage and ambient temperature +25 °C (unless otherwise specified)		
security information			
security information	Siemens provides products and solutions with industrial cybersecurity functions that support the secure operation of plants, systems, machines and networks. In order to protect plants, systems, machines and networks against cyber threats, it is necessary to implement – and continuously maintain – a holistic, state-of-the-art industrial cybersecurity concept. Siemens' products and solutions constitute one element of such a concept. Customers are responsible for preventing unauthorized access to their plants, systems, machines and networks. Such systems, machines and components should only be connected to an enterprise network or the internet if and to the extent such a connection is necessary and only when appropriate security measures (e.g. firewalls and/or network segmentation) are in place. For additional information on industrial cybersecurity measures that may be implemented, please visit www.siemens.com/cybersecurity-industry . Siemens' products and solutions undergo continuous development to make them more secure. Siemens strongly recommends that product updates are applied as soon as they are available and that the latest product versions are used. Use of product versions that are no longer supported, and failure to apply the latest updates may increase customer's exposure to cyber threats. To stay informed about product updates, subscribe to the Siemens Industrial Cybersecurity RSS Feed under https://www.siemens.com/cert . (V4.7)		
Classifications			
		Version	Classification
	eClass	14	27-04-07-05

eClass	12	27-04-07-05
eClass	9.1	27-04-07-05
eClass	9	27-04-07-05
eClass	8	27-04-06-90
eClass	7.1	27-04-06-90
eClass	6	27-04-06-90
ETIM	10	EC000382
ETIM	9	EC000382
ETIM	8	EC000382
ETIM	7	EC000382
IDEA	4	4149
UNSPSC	15	39-12-10-11

Approvals Certificates

General Product Approval



[Manufacturer Declaration](#)
[Declaration of Conformity](#)



General Product Approval	Maritime application	Environment
--------------------------	----------------------	-------------






last modified: 8/7/2025 