


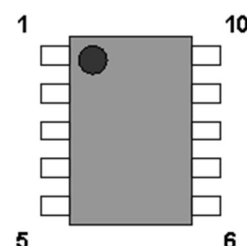
## NJW1280RB2-EV Evaluation Board

### High Capacitance Piezo-sounder Driver with charge pump

#### ■PinFunction



PIN NO.	SYMBOL	DESCRIPTION
1	CP1	Capacitor Connection Terminal
2	PVDD	Charge Pump Output Terminal
3	CP2	Capacitor Connection Terminal
4	VDD	Power Supply Terminal
5	IN	Input Terminal
6	OUT1	Output Terminal 1
7	OUT2	Output Terminal 2
8	VSS	VSS Terminal
9	CN1	Capacitor Connection Terminal
10	CN2	Capacitor Connection Terminal



#### ■BlockDiagram

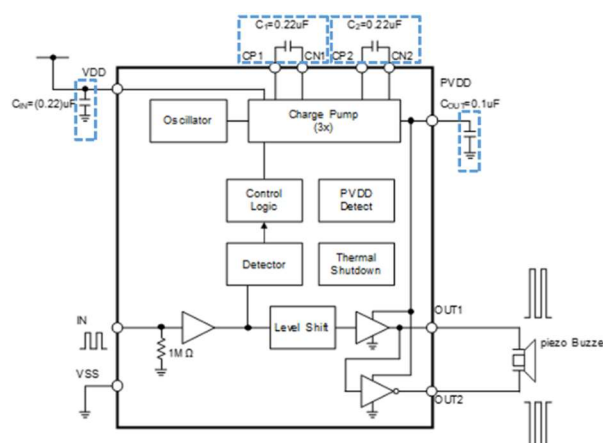


Table 1 is a list of external parts for application circuits. Please refer to the table and make a decision after evaluation according to the application to be used.

**Table1 List of External Parts**

Part No.	Quantity	Voltage	Value	Description	Use in application
C <sub>1</sub> ,C <sub>2</sub>	2	3V <sub>DD</sub>	0.22uF	X7R ceramic capacitor	Charge pump flying capacitor
C <sub>OUT</sub>	1	9V <sub>DD</sub>	0.1uF	X7R ceramic capacitor	Charge pump store capacitor
C <sub>IN</sub>	1	3V <sub>DD</sub>	≥0.22uF	X7R ceramic capacitor	Power supply decoupling