

# OSRAM SFH 309 FA

## Datasheet

Discontinued

Published by **ams-OSRAM AG**

Tobelbader Strasse 30, 8141 Premstaetten, Austria

Phone +43 3136 500-0

[ams-osram.com](http://ams-osram.com)

© All rights reserved



Radial T1

# SFH 309 FA

Silicon NPN Phototransistor



## Applications

- Access Control & Security
- Appliances & Tools

## Features

- Package: black epoxy
- ESD: 2 kV acc. to ANSI/ESDA/JEDEC JS-001 (HBM, Class 2)
- Spectral range of sensitivity: (typ) 730 ... 1120 nm
- High photosensitivity
- High linearity
- Available in groups

Ordering Information

Type	Photocurrent <sup>1)</sup>  $V_{CE} = 5\text{ V}; \lambda = 950\text{ nm};$ $E_e = 0.5\text{ mW/cm}^2$ $I_{PCE}$	Photocurrent <sup>2)</sup> typ. $V_{CE} = 5\text{ V}; \lambda = 950\text{ nm}; E_e = 0.5\text{ mW/cm}^2$ $I_{PCE}$	Ordering Code
SFH 309 FA-4	1120 ... 1800 $\mu\text{A}$	1,500 $\mu\text{A}$	Q62702P0178
SFH 309 FA-5	1800 ... 2800 $\mu\text{A}$	2,700 $\mu\text{A}$	Q62702P0180
SFH 309 FA	450 ... 4500 $\mu\text{A}$	2,700 $\mu\text{A}$	Q62702P0941
SFH 309 FA-3/4	710 ... 1800 $\mu\text{A}$	1,300 $\mu\text{A}$	Q62702P3590
SFH 309 FA-4/5	1120 ... 2800 $\mu\text{A}$	2,700 $\mu\text{A}$	Q62702P3591
SFH 309 FA-5/6	1800 ... 4500 $\mu\text{A}$	2,700 $\mu\text{A}$	Q62702P5199

Only one bin within one packing unit.

Maximum Ratings

$T_A = 25\text{ °C}$

Parameter	Symbol		Values
Operating temperature	$T_{op}$	min. max.	-40 °C 100 °C
Storage temperature	$T_{stg}$	min. max.	-40 °C 100 °C
Collector-emitter voltage	$V_{CE}$	max.	35 V
Collector current	$I_C$	max.	15 mA
Collector surge current $\tau \leq 10\text{ }\mu\text{s}$	$I_{CS}$	max.	75 mA
Total power dissipation	$P_{tot}$	max.	165 mW
ESD withstand voltage acc. to ANSI/ESDA/JEDEC JS-001 (HBM, Class 2)	$V_{ESD}$	max.	2 kV

## Characteristics

 $T_A = 25\text{ °C}$ 

Parameter	Symbol		Values
Wavelength of max sensitivity	$\lambda_{S\text{ max}}$	typ.	900 nm
Spectral range of sensitivity	$\lambda_{10\%}$	typ.	730 ... 1120 nm
Dimensions of chip area	L x W	typ.	0.45 x 0.45 mm x mm
Radiant sensitive area $\varnothing = 220\text{ }\mu\text{m}$	A	typ.	0.038 mm <sup>2</sup>
Distance chip front to case surface	H	max. min.	2.8 2.4
Half angle	$\varphi$	typ.	12 °
Dark current $V_{CE} = 20\text{ V}$	$I_{CE0}$	typ. max.	1 nA 50 nA
Rise time $I_C = 1\text{ mA}; \lambda = 950\text{ nm}; V_{CE} = 5\text{ V}; R_L = 1\text{ k}\Omega$	$t_r$	typ.	7 $\mu\text{s}$
Fall time $I_C = 1\text{ mA}; \lambda = 950\text{ nm}; V_{CE} = 5\text{ V}; R_L = 1\text{ k}\Omega$	$t_f$	typ.	7 $\mu\text{s}$
Collector-emitter saturation voltage <sup>3)</sup> $I_C = I_{PCE,min} \times 0.3; \lambda = 950\text{ nm}; E_e = 0.5\text{ mW/cm}^2$	$V_{CEsat}$	typ.	200 mV
Capacitance $V_{CE} = 0\text{ V}; f = 1\text{ MHz}; E = 0$	$C_{CE}$	typ.	5 pF

Photocurrent Groups

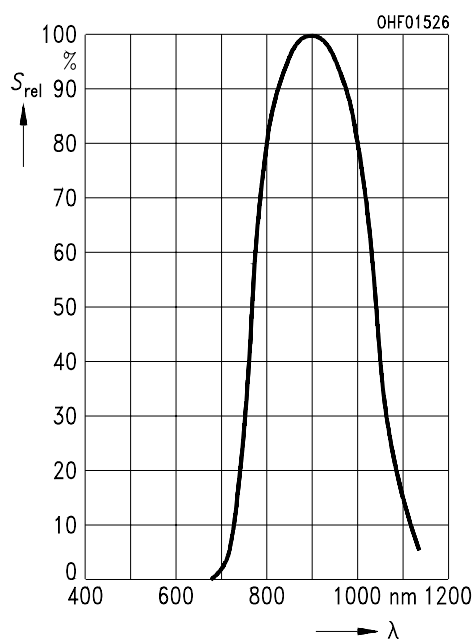
T<sub>A</sub> = 25 °C

Group	Photocurrent <sup>1)</sup> V <sub>CE</sub> = 5 V; λ = 950 nm; E <sub>e</sub> = 0.5 mW/cm <sup>2</sup> min. I <sub>PCE</sub>	Photocurrent <sup>1)</sup> V <sub>CE</sub> = 5 V; λ = 950 nm; E <sub>e</sub> = 0.5 mW/cm <sup>2</sup> max. I <sub>PCE</sub>
2	450 µA	710 µA
3	710 µA	1120 µA
4	1120 µA	1800 µA
5	1800 µA	2800 µA
6	2800 µA	4500 µA

Only one bin within one packing unit.

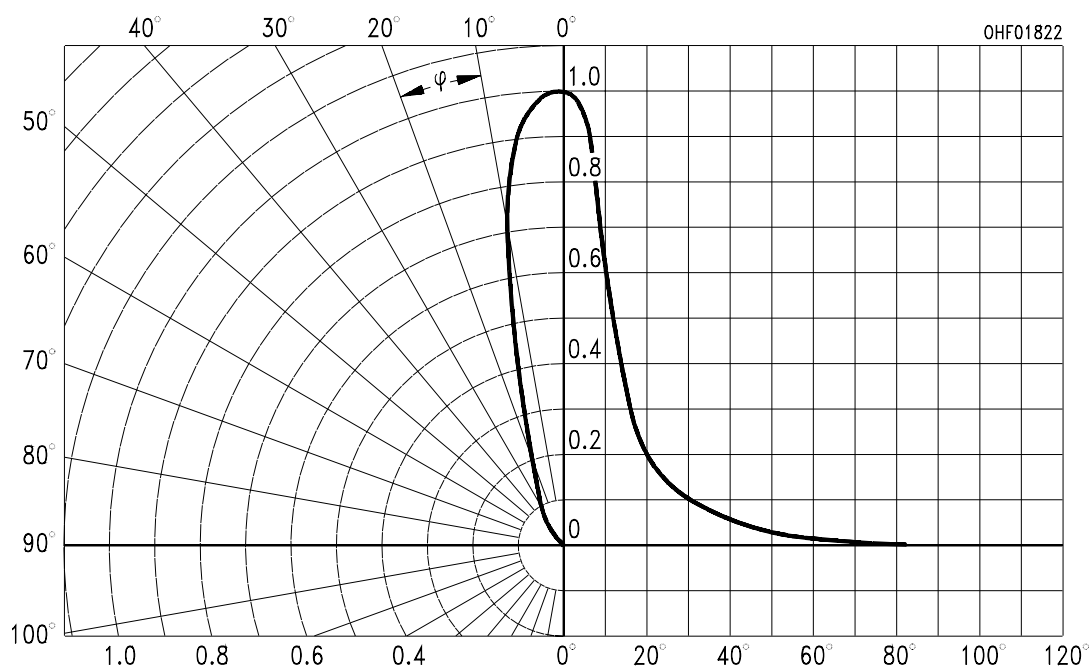
## Relative Spectral Sensitivity <sup>4), 5)</sup>

$$S_{\text{rel}} = f(\lambda)$$



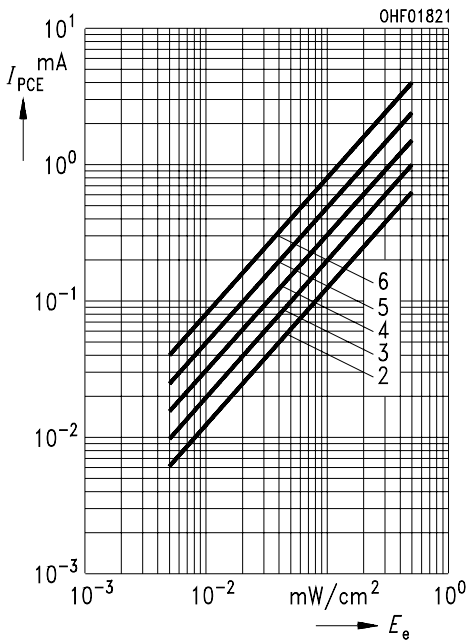
## Directional Characteristics <sup>4), 5)</sup>

$$S_{\text{rel}} = f(\varphi)$$



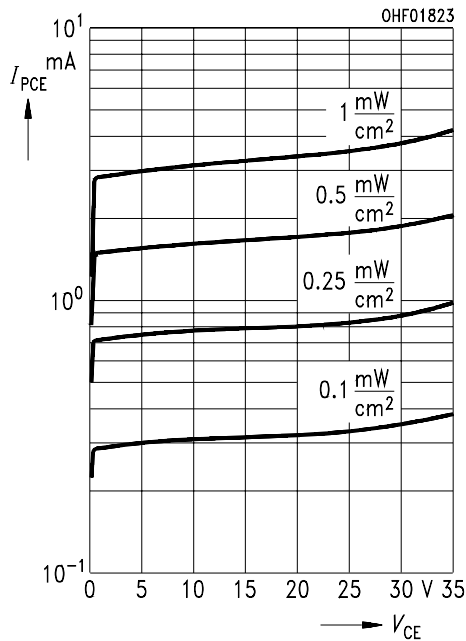
Photocurrent 4), 5)

$I_{PCE} = f(E_e); V_{CE} = 5\text{ V}$



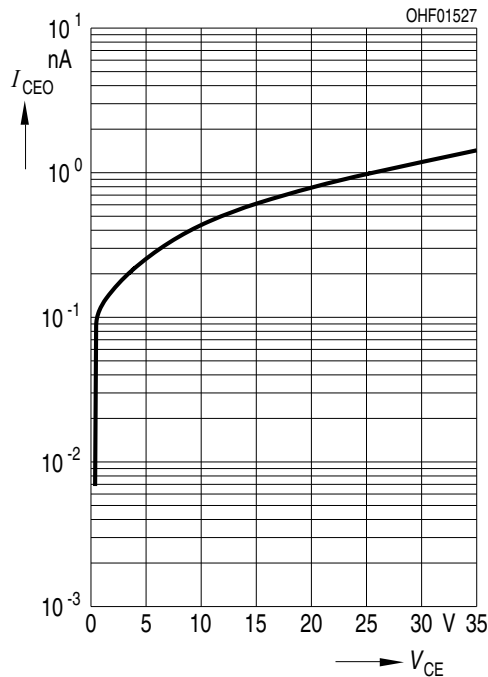
Photocurrent 4), 5)

$I_{PCE} = f(V_{CE}); E_e = \text{Parameter}$



Dark Current 4), 5)

$I_{CEO} = f(V_{CE}); E = 0$

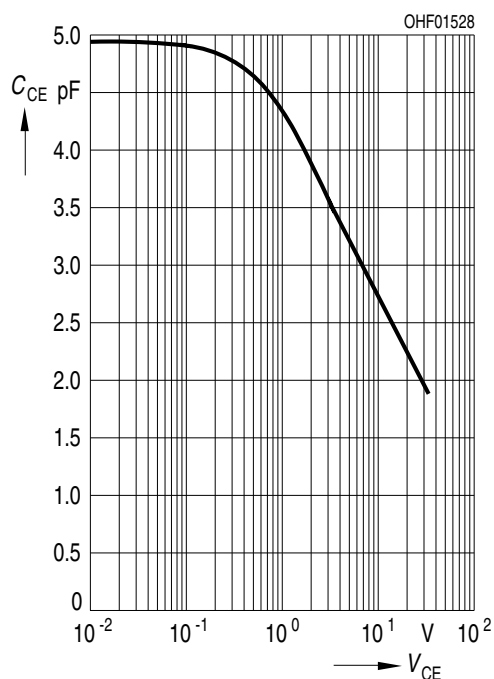


Discontinued

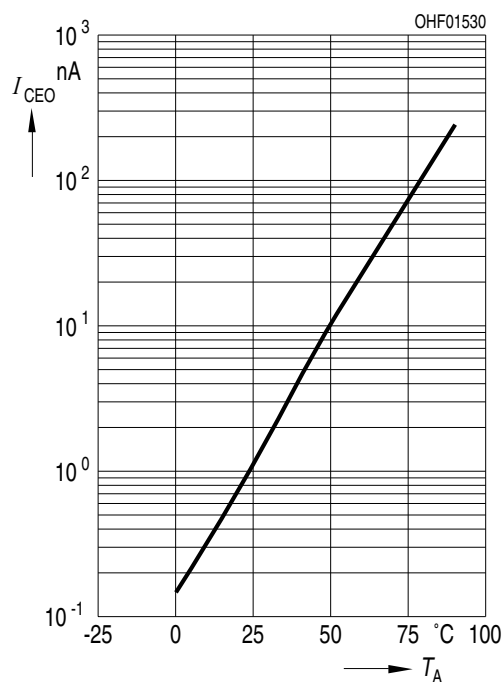


**Collector-Emitter Capacitance** 4), 5)

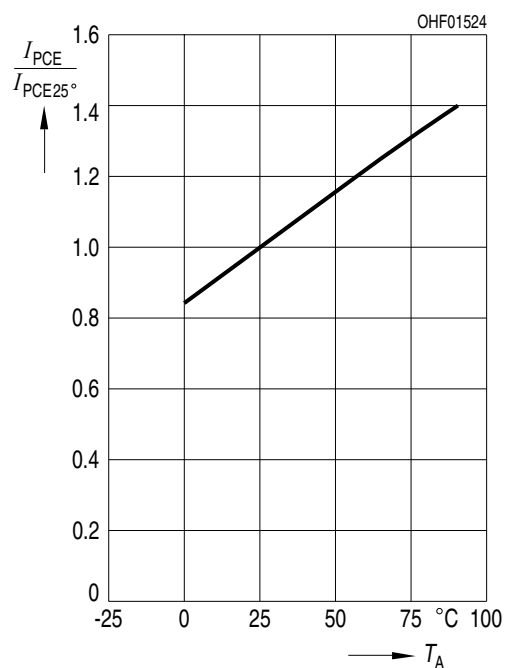
$$C_{CE} = f(V_{CE}); f = 1 \text{ MHz}; E = 0$$

**Dark Current** 4)

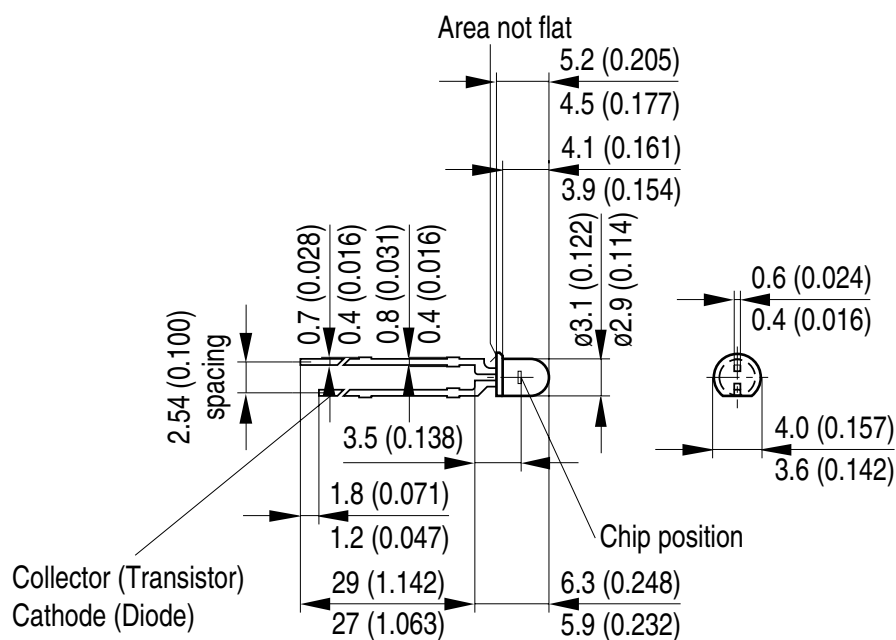
$$I_{CEO} = f(T_A); V_{CE} = 20 \text{ V}; E_e = 0 \text{ mW/cm}^2$$

**Photocurrent** 4)

$$I_{PCE,rel} = f(T_A); V_{CE} = 5 \text{ V}; \lambda = 950 \text{ nm}; E_e = 0.5 \text{ mW/cm}^2$$



## Dimensional Drawing <sup>6)</sup>



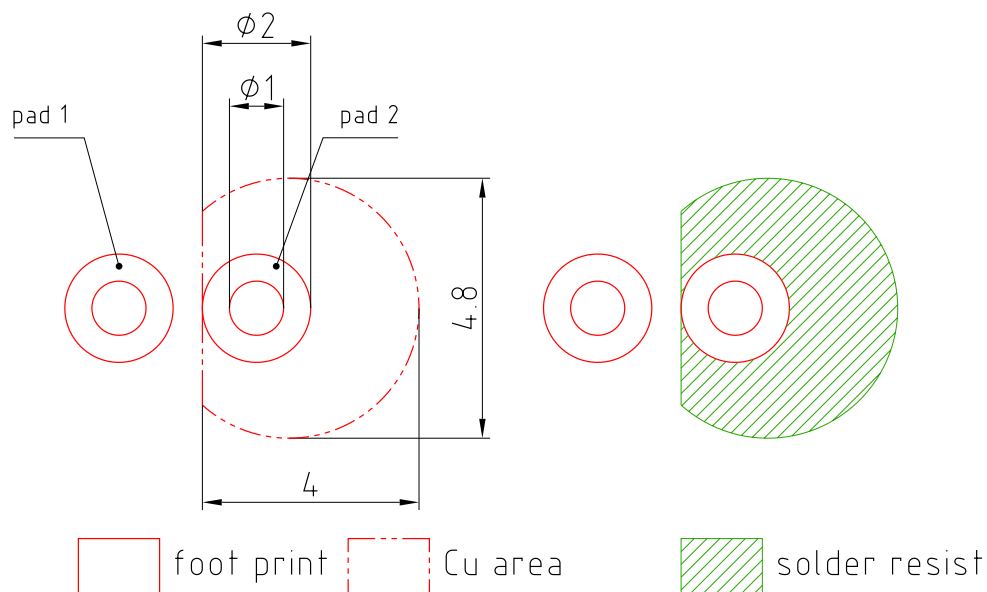
GEOY6653

## Further Information:

**Approximate Weight:** 178.0 mg

**Package marking:** Collector

## Recommended Solder Pad <sup>6)</sup>

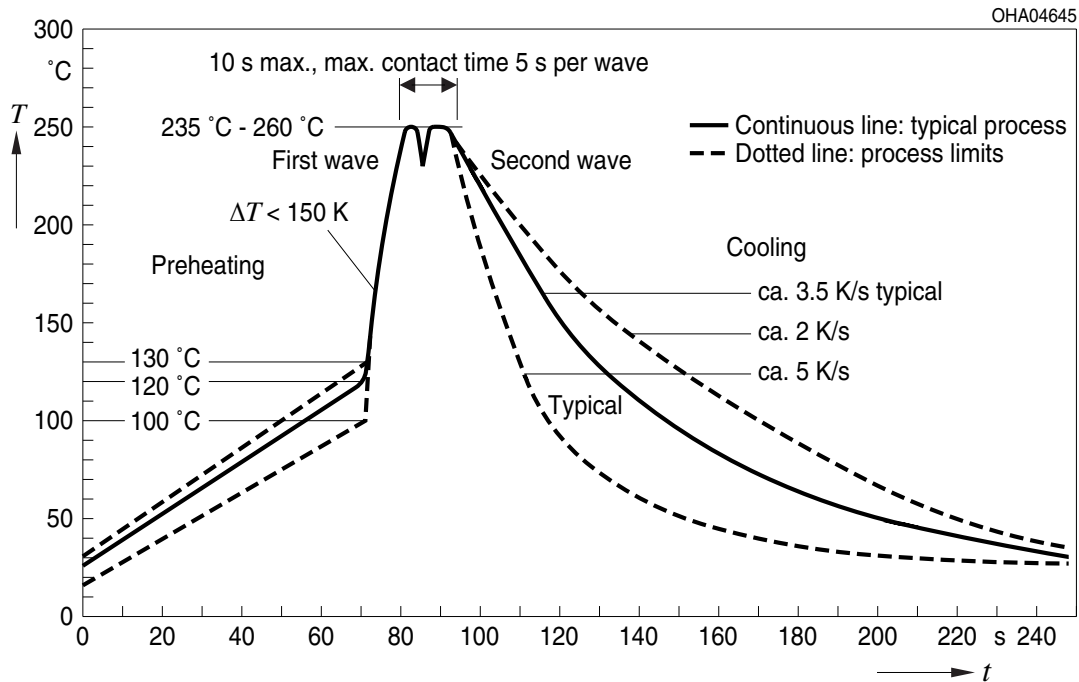


E062.3010.188-01

Pad 1: emitter

## TTW Soldering

IEC-61760-1 TTW



## Notes

Subcomponents of this device contain, in addition to other substances, metal filled materials including silver. Metal filled materials can be affected by environments that contain traces of aggressive substances. Therefore, we recommend that customers minimize device exposure to aggressive substances during storage, production, and use. Devices that showed visible discoloration when tested using the described tests above did show no performance deviations within failure limits during the stated test duration. Respective failure limits are described in the IEC60810.

Packing information is available on the internet (online product catalog).

For further application related information please visit <https://ams-osram.com/support/application-notes>

---

## Disclaimer

### Attention please!

The information describes the type of component and shall not be considered as assured characteristics. Terms of delivery and rights to change design reserved. Due to technical requirements components may contain dangerous substances.

For information on the types in question please contact our Sales Organization.

If printed or downloaded, please find the latest version on our website.

### Packing

Please use the recycling operators known to you. We can also help you – get in touch with your nearest sales office. By agreement we will take packing material back, if it is sorted. You must bear the costs of transport. For packing material that is returned to us unsorted or which we are not obliged to accept, we shall have to invoice you for any costs incurred.

### Product and functional safety devices/applications or medical devices/applications

Our components are not developed, constructed or tested for the application as safety relevant component or for the application in medical devices.

Our products are not qualified at module and system level for such application.

In case buyer – or customer supplied by buyer – considers using our components in product safety devices/ applications or medical devices/applications, buyer and/or customer has to inform our local sales partner immediately and we and buyer and /or customer will analyze and coordinate the customer-specific request between us and buyer and/or customer.

---

## Glossary

- 1) **Photocurrent:** The photocurrent values are measured (by irradiating the devices with a homogenous light source and applying a voltage to the device) with a tolerance of  $\pm 11\%$ .
- 2) **Tolerance of Measure:** Unless otherwise noted in drawing, tolerances are specified with  $\pm 0.1$  and dimensions are specified in mm.
- 3) **IPCEmin:** IPCEmin is the min. photocurrent of the specified group.
- 4) **Typical Values:** Due to the special conditions of the manufacturing processes of semiconductor devices, the typical data or calculated correlations of technical parameters can only reflect statistical figures. These do not necessarily correspond to the actual parameters of each single product, which could differ from the typical data and calculated correlations or the typical characteristic line. If requested, e.g. because of technical improvements, these typ. data will be changed without any further notice.
- 5) **Testing temperature:**  $T_A = 25^\circ\text{C}$  (unless otherwise specified)
- 6) **Tolerance of Measure:** Unless otherwise noted in drawing, tolerances are specified with  $\pm 0.1$  and dimensions are specified in mm.

Revision History

Version	Date	Change
1.4	2022-08-11	Applications New Layout
1.5	2025-11-28	Discontinued

Discontinued

Discontinued

---



EU RoHS and China RoHS compliant product

此产品符合欧盟 RoHS 指令的要求；  
按照中国的相关法规和标准，  
不含有毒有害物质或元素。

**Published by ams-OSRAM AG**

Tobelbader Strasse 30, 8141 Premstaetten, Austria

Phone +43 3136 500-0

[ams-osram.com](http://ams-osram.com)

© All rights reserved

**am**

**OSRAM**