THE INFORMATION CONTAINED IN THIS DRAWING IS THE SOLE PROPERTY OF AMPHENOL CABLES ON DEMAND. ANY REPRODUCTION OR DISCLOSURE, TO THIRD PARTIES, IN PART OR WHOLE, WITHOUT THE EXPRESS WRITTEN PERMISSION OF AMPHENOL CABLES ON DEMAND IS PROHIBITED.

REVISIONS			
REV.	DESCRIPTION	DATE	APPROVED
A	NEW RELEASE	3/DEC/2013	
A1	ADD 120FT LENGTH.	30/APR/2015	
A2	Added ACD P/N & length table	23/Sep/2019	
A3	change drawn from LF to LU, upgrade BOM.	26/May/2025	

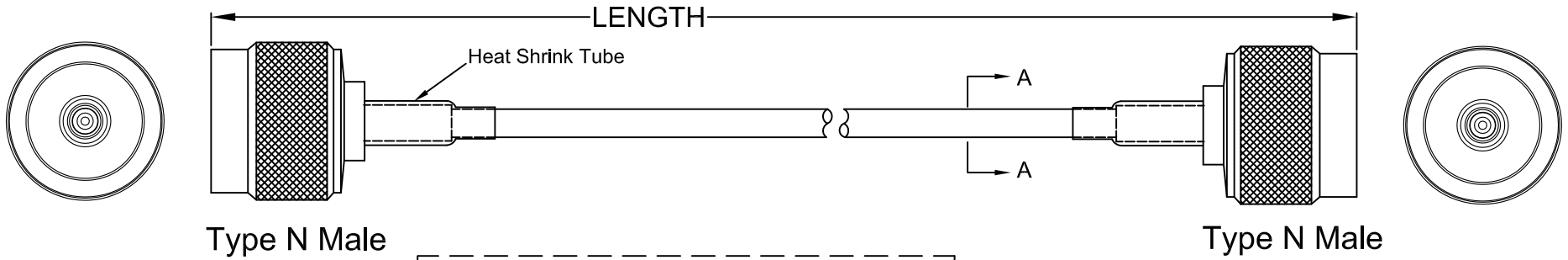

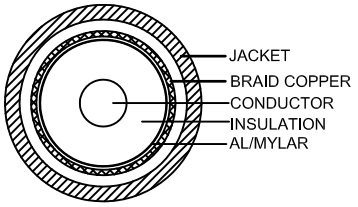

SECTION A-A

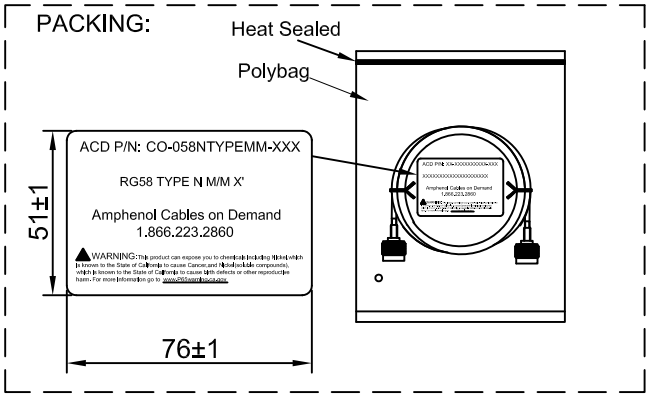

NOTES:
1.CABLE:[20AWG(19/0.18±0.008mm)*1C+AL/MYLAR
+BRAID(16*8/0.12±0.008mm)]TINNED COPPER
INSULATION:PE OD= 2.95±0.10mm COLOR:TRANSPARENT
JACKET:HALF MATTE PVC LOW TOXIC; OD=Ø5.0±0.15mm
COLOR:UL813 BLACK
MARKING:RG58C/U COAXIAL CABLE 50 OHM RoHS
2.CONNECTOR: N PLUG CRIMP FOR RG58U
3.OPEN/SHORT MISS WIRE TEST 100%
4.CONDUCTOR RESISTANCE≦36.7Ω/km
5.INSULATION RESISTANCE ≧2MΩ DC300V 0.01Sec
ALL MATERIALS SHALL ACCORD WITH RoHS STANDARD.

PIN OUT:

CENTER	CENTER
SHELL	SHELL

LENGTH & P/N Table

LENGTH	P/N
3FT(914±30mm)	CO-058NTYPEMM-003
6FT(1829±40mm)	CO-058NTYPEMM-006
10FT(3048±40mm)	CO-058NTYPEMM-010
15FT(4572±50mm)	CO-058NTYPEMM-015
25FT(7620±100mm)	CO-058NTYPEMM-025
⚠1 120FT(36576±300mm)	CO-058NTYPEMM-120

NOTES: UNLESS OTHERWISE SPECIFIED

UNLESS OTHERWISE SPECIFIED DIMENSIONS ARE IN INCHES TOLERANCES ARE:
DECIMALS .X ±.X .XX ±.XX .XXX ±.XXX
ANGLES ± X°
THIRD ANGLE PROJECTION

EAR NO.

APPROVALS	DATE
DRAWN LU	25.05.26
CHECKED BA	25.05.26
RESP ENG	
MFG ENG	

Amphenol Cables on Demand
20 VALLEY ST. ENDICOTT, NY 13760

RG58C/U Type N M/Type N M

SIZE A | DWG. NO. CO-058NTYPEMM-XXX | REV. A3

CAD FILE: | SCALE | SHEET OF