REV.	ECN NO.	DATE	SIGN	DESCRIPTION
F	C220593	2022/04/12	Jiahe Lin	F XI
G	C221973	2022/12/22	Ruru	G XI
H	C251374	2025/10/27	Vicky	H XI

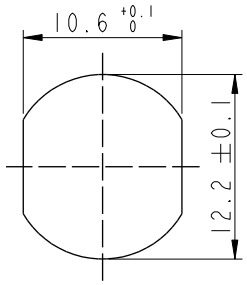

Recommended Panel Cut-Out

C

M12B-XXPFFR-SF7003

XX: No. Of Pin

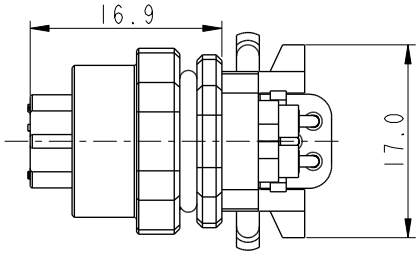

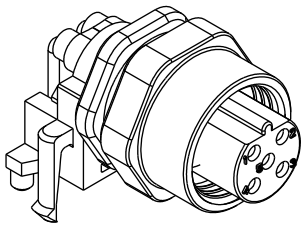

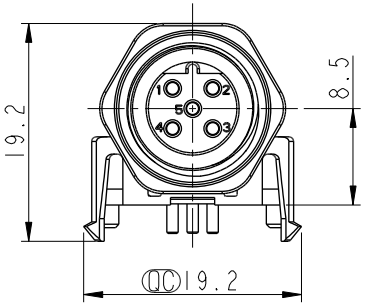

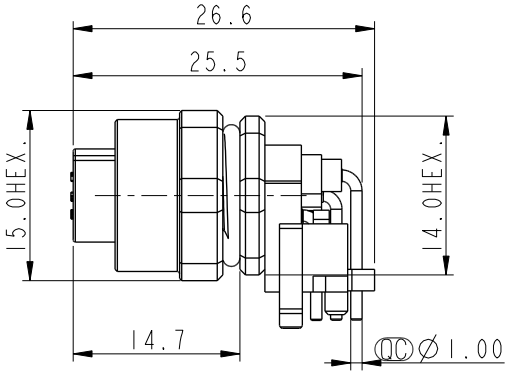

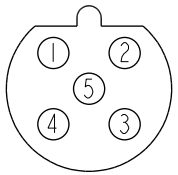

5P

Pin Assignment Front View

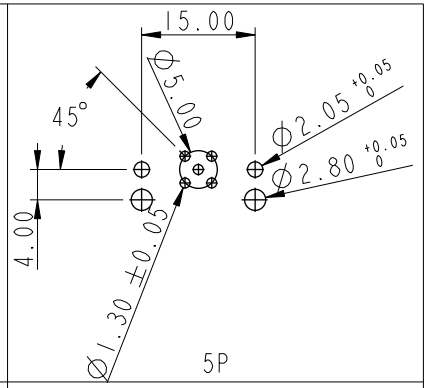

5P

PCB Layout

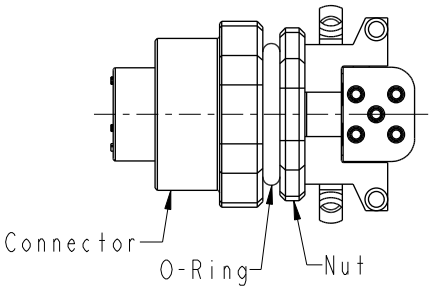

Note: C D
* RoHS Compliant
* QC Important dimension
G * Waterproof rate: IP67, mated
* Connector
  Housing: Thermoplastic, Black
  Pin: Copper alloy, Gold plated
F O-Ring1: Rubber, Gray
  O-Ring2: Rubber, Gray
  Nut: Metal
* Nut: Metal
* O-Ring: Rubber, Gray
* For panel thickness max: 3.0mm
B * For pcb thickness max: 1.6mm
E H * The Connector Nut Is Packed Separately In The Bag

UNIT: mm

TOLERANCE
.X ±0.25
.XX ±0.1
.XXX ±0.05
ANGLES ±1°

TITLE: N SEN, M12 B, SCREW RECEPTACLE, F, F, PCB R C			
SCALE 3:2	SIZE A4	SHEET 1 OF 1	
REV. H	WC-REV. A.1	QC: Inspection item	

Amphenol LTW
安費諾亮泰企業股份有限公司

ITEM NO	DRAWN BY Vicky	DATE 2025-10-27
DWG NO C M12B-XXPFFR-SF7003	CHECKED BY Ruru	DATE 2025-10-27
CUSTOMER ALTW	APPROVED BY Rita	DATE 2025-10-27

W10814-03-[redacted]01A2

THIS DOCUMENT IS SUBJECT TO CHANGE WITHOUT NOTICE. IT IS CONFIDENTIAL AND A PROPERTY OF Amphenol LTW. DISCLOSURE TO THIRD PARTY HAS TO BE AUTHORIZED BY Amphenol LTW.