REV.	ECN NO.	DATE	SIGN	DESCRIPTION
H	C231034	2023/08/08	Ruru	H X1
I	C240019	2024/01/03	Lavy	I X2
J	C251212	2025/09/26	Vicky	J X1

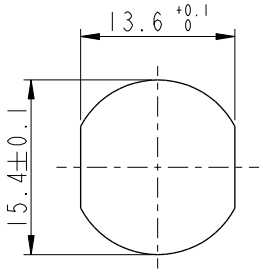

Recommended Panel Cut-Out

B

D

MI2A-XXPMMS-SF8001

XX: No. Of Pin

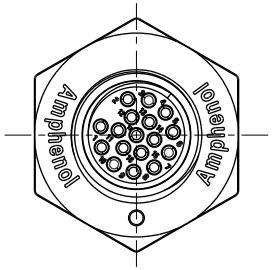

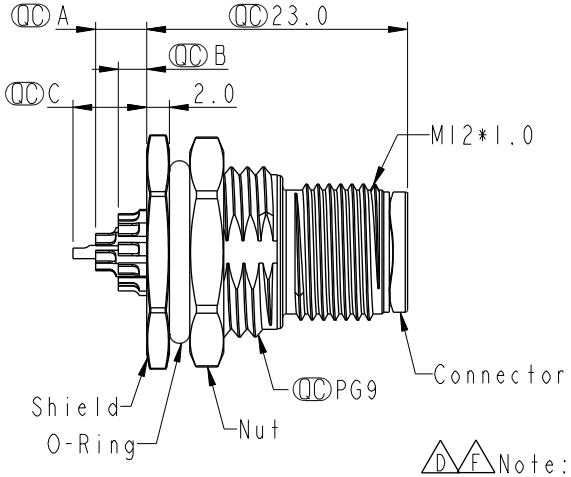

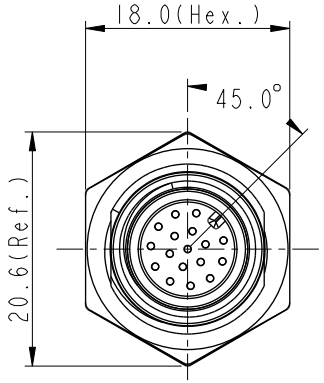

MI2A-02PMMS-SF8001		2.5		I
MI2A-03PMMS-SF8001		2.5		
MI2A-04PMMS-SF8001		2.5		
MI2A-05PMMS-SF8001		2.5		
MI2A-06PMMS-SF8001		2.5		C
MI2A-08PMMS-SF8001		2.5		
MI2A-10PMMS-SF8001	4.5	2.5		
MI2A-12PMMS-SF8001	4.5	2.5		
MI2A-17PMMS-SF8001	4.5	2.5	6.5	D
Item No.	A	B	C	
	Pin伸出長度			

D F Note:
- * RoHS Compliant
- * QC Important dimension
- C G * Waterproof rate: IP68, unmated 1m/24h
  - H IP69K, mated
- * Connector
  - Housing: Thermoplastic, Black
  - Pin: Copper alloy, Gold plated
- E * Shield: Metal
- E * Nut: Metal
- * O-Ring: Rubber, Black
- * For panel thickness max: 4.5mm
- J * The Nut Is Packed Separately In The Bag

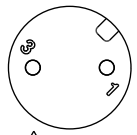

I 2P

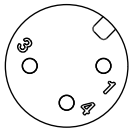

3P

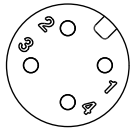

4P

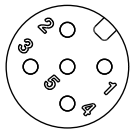

C 5P

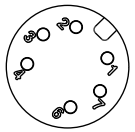

6P

8P

10P

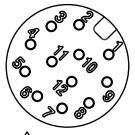

D 12P

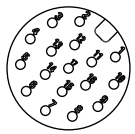

17P

Pin Assignment Front View

UNIT: mm

TOLERANCE
- .X ±0.25
- .XX ±0.1
- .XXX ±0.05
- ANGLES ±1°

TITLE: N SEN, M12 A, SCREW RECEPTACLE, M, M, SOLDER F

SCALE: 1:1 | SIZE: A4 | SHEET 1 OF 1

REV. J | WC-REV. .0 | QC: Inspection item

Amphenol LTW

安費諾亮泰企業股份有限公司

ITEM NO	DRAWN BY: Vicky	DATE: 2025-09-26
DWG NO: D MI2A-XXPMMS-SF8001	CHECKED BY: Ruru	DATE: 2025-09-26
CUSTOMER: ALTW	APPROVED BY: Rita	DATE: 2025-09-26

W10814-03-[illegible]01A2

THIS DOCUMENT IS SUBJECT TO CHANGE WITHOUT NOTICE. IT IS CONFIDENTIAL AND A PROPERTY OF Amphenol LTW. DISCLOSURE TO THIRD PARTY HAS TO BE AUTHORIZED BY Amphenol LTW.