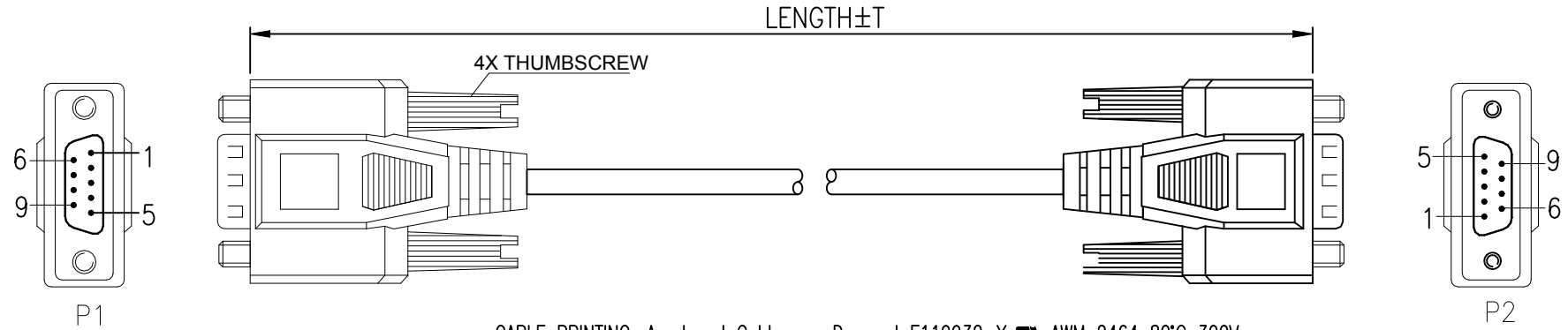
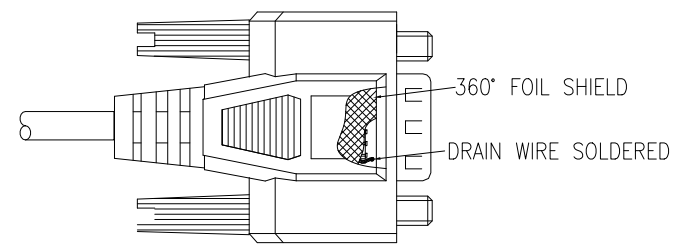
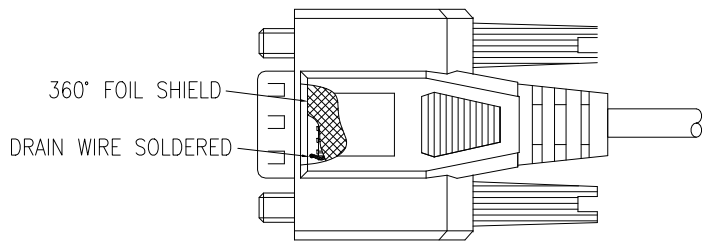


THE INFORMATION CONTAINED IN THIS DRAWING IS THE SOLE PROPERTY OF AMPHENOL CABLES ON DEMAND. ANY REPRODUCTION OR DISCLOSURE, TO THIRD PARTIES, IN PART OR WHOLE, WITHOUT THE EXPRESS WRITTEN PERMISSION OF AMPHENOL CABLES ON DEMAND IS PROHIBITED.

REV.		REVISIONS		
REV.	DESCRIPTION	DATE	APPROVED	
A4	NEW RELEASE	03/DEC/2021		
A5	Correct the misspellings of bubble and length on page 2	06/DEC/2022		
A6	CHANGE CABLE PRINTING	28/JULY/2025		



CABLE PRINTING: Amphenol Cables on Demand E119932-Y AWM 2464 80°C 300V
26AWG VW-1 LL84201 CSA AWM I/II A 80°C 300V 26AWG FT1 COPARTNER



- NOTE:
- TESTING CONDITIONS:
 - A: INSULATION RESISTANCE: 10MΩ
 - B: VOLTAGE: DC300V/0.01S
 - C: CONDUCTOR RESISTANCE 2Ω(≤3M), 5Ω(>3M,<10M), 8M≥10Ω
 - SHIELDING: COPPER FOIL TAPE COVER PREMOLD 360°, DRAIN WIRE SOLDER TO CONNECTOR SHELL

P/N CHART

ACD P/N	LENGTH ± T	
CS-DSDMDB09MM-001.5	1.5FT ± 1inch	457 ± 25mm
CS-DSDMDB09MM-002.5	2.5FT ± 1inch	762 ± 25mm
CS-DSDMDB09MM-005	5FT ± 2inch	1524 ± 51mm
CS-DSDMDB09MM-010	10FT ± 3inch	3048 ± 76mm
CS-DSDMDB09MM-015	15FT ± 3inch	4572 ± 76mm
CS-DSDMDB09MM-025	25FT ± 4inch	7620 ± 102mm
CS-DSDMDB09MM-050	50FT ± 4inch	15240 ± 102mm
CS-DSDMDB09MM-125	125FT ± 8inch	38100 ± 203mm

PIN OUT	
P1	P2
1	1 BLACK
2	2 BROWN
3	3 RED
4	4 ORANGE
5	5 YELLOW
6	6 GREEN
7	7 BLUE
8	8 PURPLE
9	9 GREY
SHELL	SHELL DRAIN



UNLESS OTHERWISE SPECIFIED DIMENSIONS ARE IN INCHES TOLERANCES ARE:

DECIMALS	ANGLES	Amphenol Cables on Demand 20 VALLEY ST. ENDICOTT, NY 13760 DELUXE DB9M/M MOLDED XFT
.X ±.X	° ± X°	
.XX ±.XX		APPROVALS: XF DATE: _____ CHECKED: HYJ RESP ENG: _____ MFG ENG: _____
.XXX ±.XXX		SIZE: A DWG. NO.: CS-DSDMDB09MM-XXX REV: A6

THIRD ANGLE PROJECTION

CAD FILE: _____ SCALE: N/A SHEET 1 OF 1

NOTES: UNLESS OTHERWISE SPECIFIED