

Two-TETRA-Station Combiner

DESCRIPTION

- The PRO-ISO-PHY-TETRA-S2 combiner provides the possibility of connecting up to two TETRA radios into one common antenna.
- The PRO-ISO-PHY-TETRA-S2 models are available in the frequency range 380 - 470 MHz (on request).
- All PRO-ISO-PHY units are designed for single carrier signal per port and thus it is not recommended to add a multiple carrier signal on the input ports, as this could potentially create unwanted intermodulation products transmitted on the antenna port and reflected on the input ports.
- ETSI compliant connection of two digital radios.
- The PRO-ISO-PHY-TETRA-S2 is the successor to the PRO-ISO-PHY-TETRA-2.
- The PRO-ISO-PHY-TETRA-S2 has improved isolation between the ports more than 62 dB - and lower insertion loss.
- The use of high-quality system components such as highly selective helical duplex filters and high-performance isolators provides high isolation and secure communication.
- The smallest and most compact design on the market.
- Suitable for both stationary and mobile use.
- Also available in tray for 19" rack mounting.
- Vibration and shock tested in accordance with EN-60068**.

**Tested in accordance with:

Random test: EN 60068-2-64, test specification: EN 300 019-2-5 V3.0.0.

Shock test: EN 60068-2-27, test specification: EN 300 019-2-5 V3.0.0.

Bump test: EN 60068-2-29, test specification: EN 300 019-2-5 V3.0.0.



SPECIFICATIONS

Electrical	
Model	PRO-ISO-PHY-TETRA-S2
Frequency	Tx : 380 - 385 MHz / Rx : 390 - 395 MHz or Tx : 410 - 415 MHz / Rx : 420 - 425 MHz or Tx : 415 - 420 MHz / Rx : 425 - 430 MHz
Type	TETRA combiner
Max. Input Power	25 W per port
Insertion Loss Tx-Ant.	< 6.0 dB
Insertion Loss Rx-Ant.	< 6.0 dB
Isolation TRx - TRx	Tx - Tx : > 60 dB Rx - Rx : > 60 dB Tx - Rx / Rx - Tx : > 60 dB
VSWR	< 1.5:1
Group Delay Variation	TX-ANT. < 200 nsec. RX-ANT. < 200 nsec.
No. of channels	2
Mechanical	
Connection(s)	N(f)
Colour	Black
Dimensions	150 (excl. conn.) x 150 x 35 mm / 5.91 (excl. conn.) x 5.91 x 1.38 in.
Weight	Approx. 1.82 kg / 4.01 lb.
Environmental	
Ingress Protection	IP62

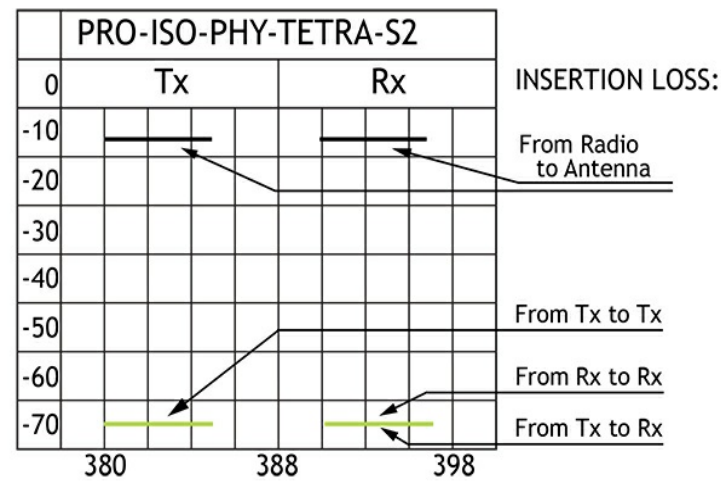
ORDERING

Model	Product No.	Frequency
PRO-ISO-PHY-385/390-S2-N(f)	210002227	380 - 385 MHz / 390 - 395 MHz
PRO-ISO-PHY-415/420-S2-N(f)	210002242	410 - 415 MHz / 420 - 425 MHz
PRO-ISO-PHY-420/425-S2-N(f)	210002265	415 - 420 MHz / 425 - 430 MHz
Accessories		
19" Front plate with connectors in front *	210002247	
19" Front plate with connectors in back *	210002248	

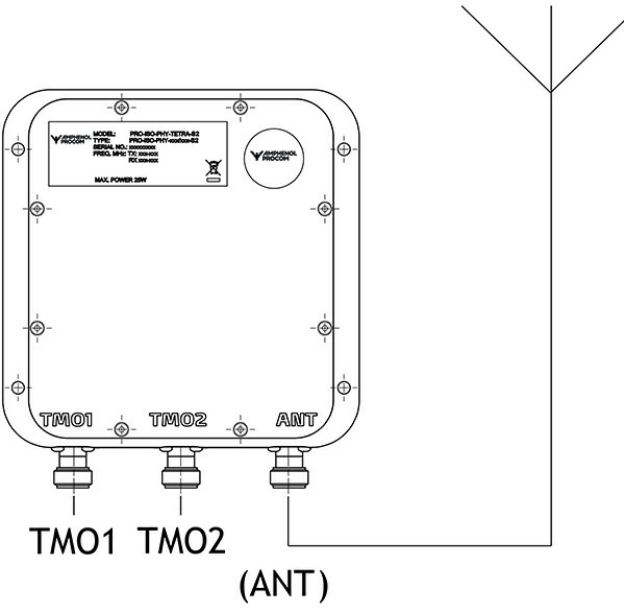
NOTE

* The front plates are delivered in a separate packaging with extra screws for mounting on the combiner.

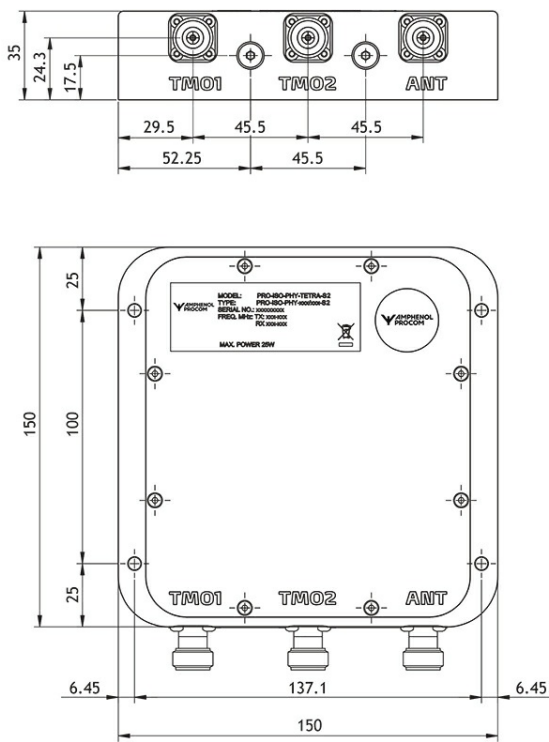
TYPICAL ATTENUATION VALUE



CONNECTION DIAGRAM



MOUNTING DETAIL



All dimensions are given in mm [in.]

19" FRONT PLATE WITH CONNECTORS IN FRONT (210002247)



19" FRONT PLATE WITH CONNECTORS IN BACK (210002248)

