

Datasheet

2.4-2.5GHz  
External / In-building



Stick Antenna

Features:

High performing in Zigbee & Bluetooth & Wi-Fi antenna with RP-SMA for indoor applications.

Applications:

- CPE - Router, Set-top boxes & Gateway
- IoT devices
- Wi-Fi Mesh
- Smart Metering
- Robotics
- Bluetooth
- Zigbee



Electrical Specifications

Antenna Characteristics

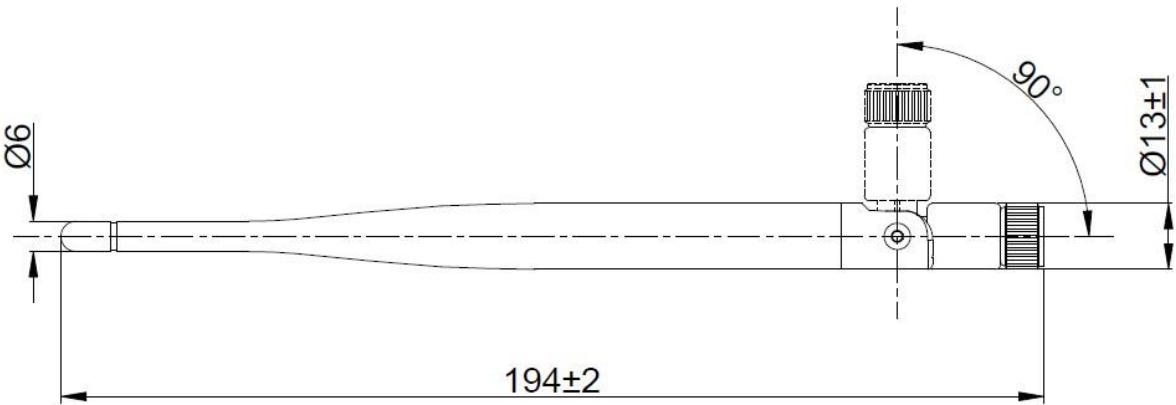
Antenna Type	Radiation Pattern	Polarization	Max. Input Power	Impedance
Stick Antenna	Omni	Linear	1W	50Ω
Frequency (GHz)		2.4~2.5		
Return Loss (dB)		< -9.5		
Peak Gain (dBi)		5.0		
Average Gain (dB)		-1.1		
Efficiency (%)		77		

Mechanical Specifications	
Mechanical	
Dimension (mm)	194.0
Connector Type	SMA (Plug)
Material	TPEE
Weight (g)	24.1

Environmental	
Temperature Range (°C)	-40 to 85
Humidity	Non-condensing 65°C 95% RH
RoHS Compliant	


Mechanical Drawing

Unit : mm



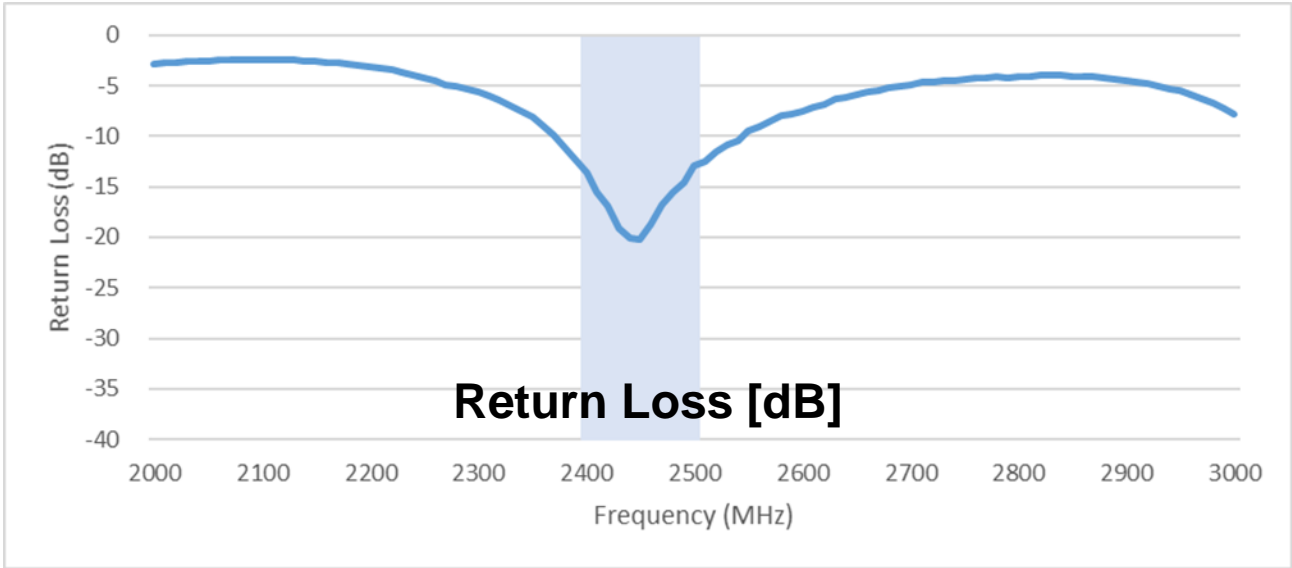
ST0128-30-501-A

Charts In Free Space

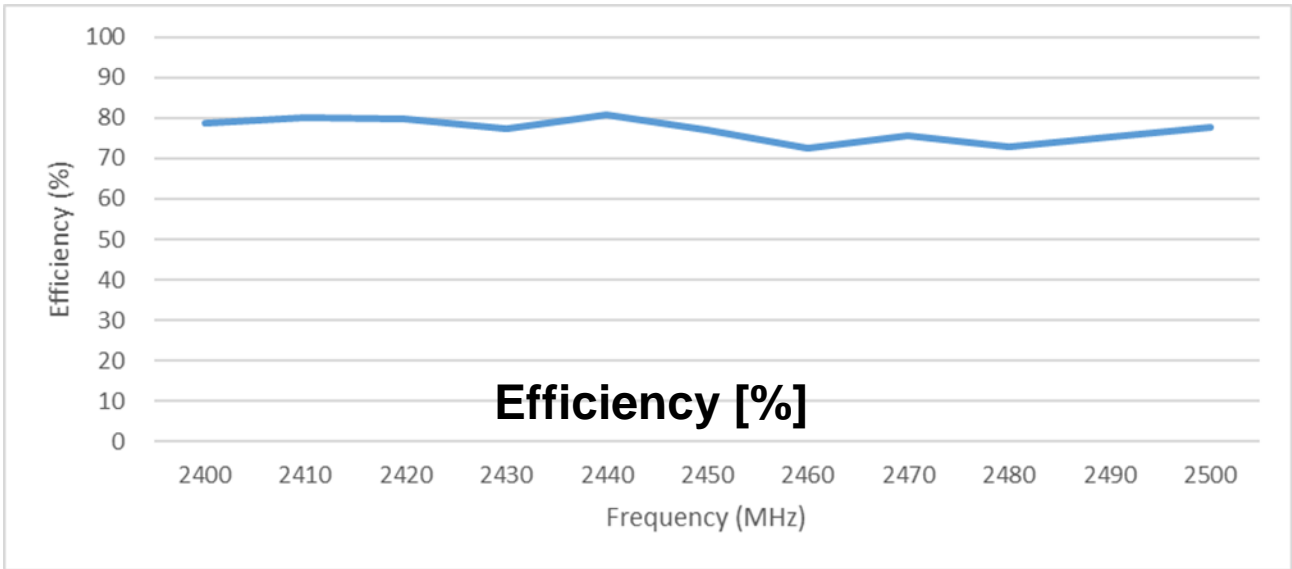


ST0128-30-501-A

Test setup, measurement performed in 3D anechoic chamber.

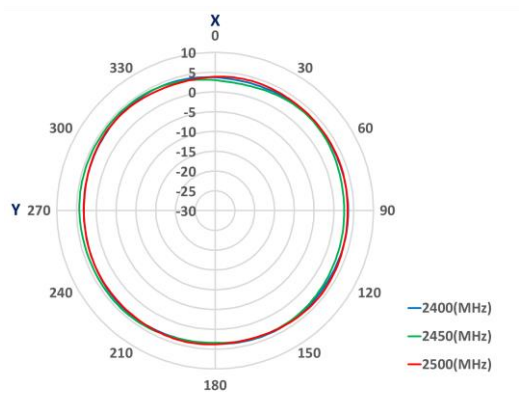


Blue background represents frequency response.

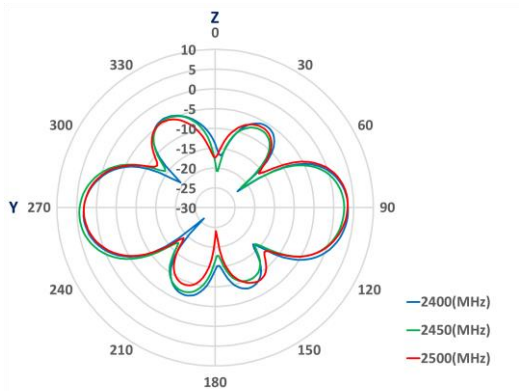


Radiation Pattern - Free Space

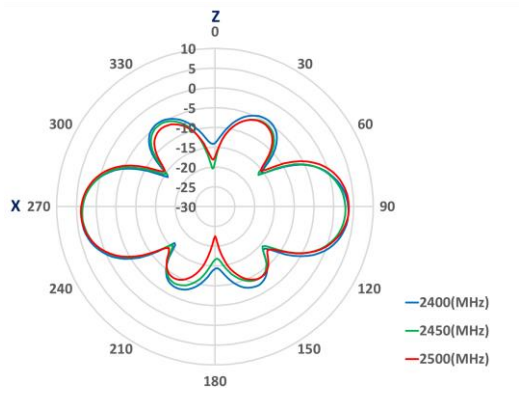
XY - Plane



YZ - Plane



XZ - Plane



Revisions				
Rev.	Description	Date	ECN	Approval
A	Initial Release	2023-03-22	ST0128-30-501-A-RA00	ATC

NOTICE - These drawings, specifications, or other data ( 1) are, and remain the property of Amphenol corp. (2) must be returned upon request; and (3) are confidential and not to be disclosed to any person other than those to whom they are given by Amphenol Corp. the furnishing of these drawings, specifications, or other data by Amphenol Corp., or to any other person to anyone for any purpose is not to be regarded by implication or otherwise in any manner licensing, granting rights to permitting such holder or any other person to manufacture, use or sell any product, process or design, patented or otherwise, that may in any way be related to or disclosed by said drawings, specifications, or other data.