




## Low Loss (SLL200) Cable

QMA-Male To FME-Female



### Key Features

- Connector 1: QMA Male Straight
- Connector 2: FME Female Straight
- Low Loss (SLL200) Coaxial Cable
- Impedance: 50Ω
- Lengths: 1M / 5M / 10M/ 15M / 20M
- Suggested Working Frequency: DC to 6GHz

### Typical Applications

- Low Loss RF cable for cellular routers, IoT devices, and lab testing.
- Quick-lock connectors with low-loss design for reliable performance and easy handling
- IoT, communications, and modular RF system, Wi-Fi/Bluetooth Devices and Medical Devices.

### Environmental Specifications

- Operating Temperature: -40 to +90 °C
- RoHS and REACH compliant

### Ordering Details:

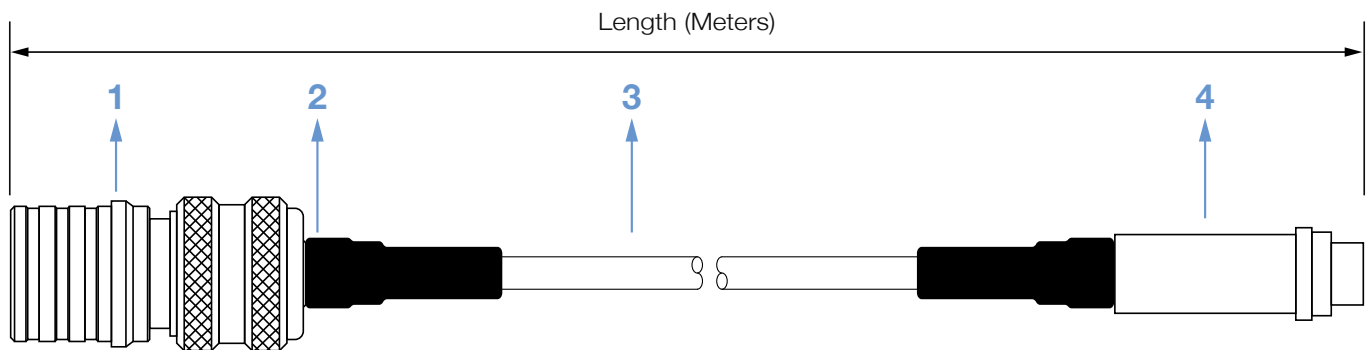
Part Number	Description
ASMQM100F058L11	QMA(M) to FME(F) 1 M Low Loss (SLL200) Cable
ASMQM500F058L11	QMA(M) to FME(F) 5 M Low Loss (SLL200) Cable
ASMQM1000F058L11	QMA(M) to FME(F) 10 M Low Loss (SLL200) Cable
ASMQM1500F058L11	QMA(M) to FME(F) 15 M Low Loss (SLL200) Cable
ASMQM2000F058L11	QMA(M) to FME(F) 20 M Low Loss (SLL200) Cable

**Customisation Available:** We also offer customisation of cable lengths to meet your specific requirements. Whether you need a shorter or longer cable, we can tailor the solution to fit your exact needs - [siretta@sales.com](mailto:siretta@sales.com)

## Low Loss (SLL200) Cable

QMA-Male To FME-Female

### Dimensional Drawing



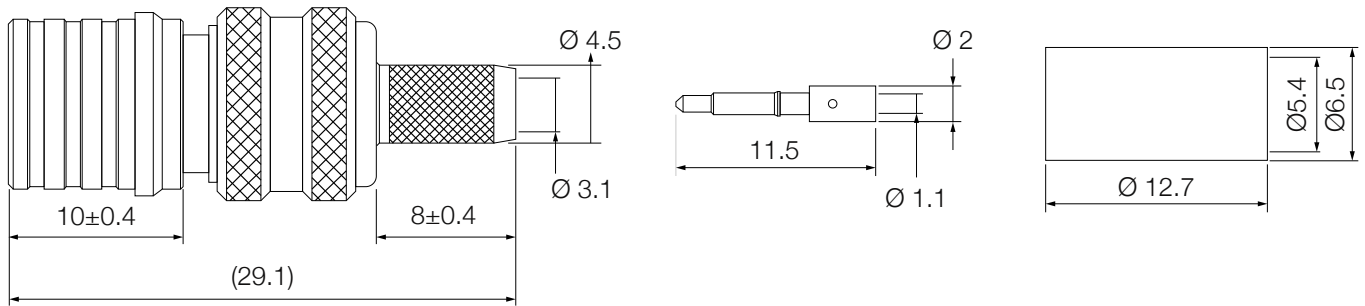
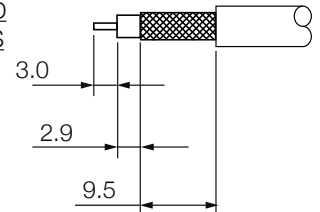
No.	Description	Quantity
1	QMA Male	1
2	Heat Shrink (Black)	1
3	SLL200 Coaxial Cable	1
4	FME Female	1

## Low Loss (SLL200) Cable

QMA-Male To FME-Female

### QMA-Male Detailed Drawing

RECOMMENDED  
STRIP LENGTHS

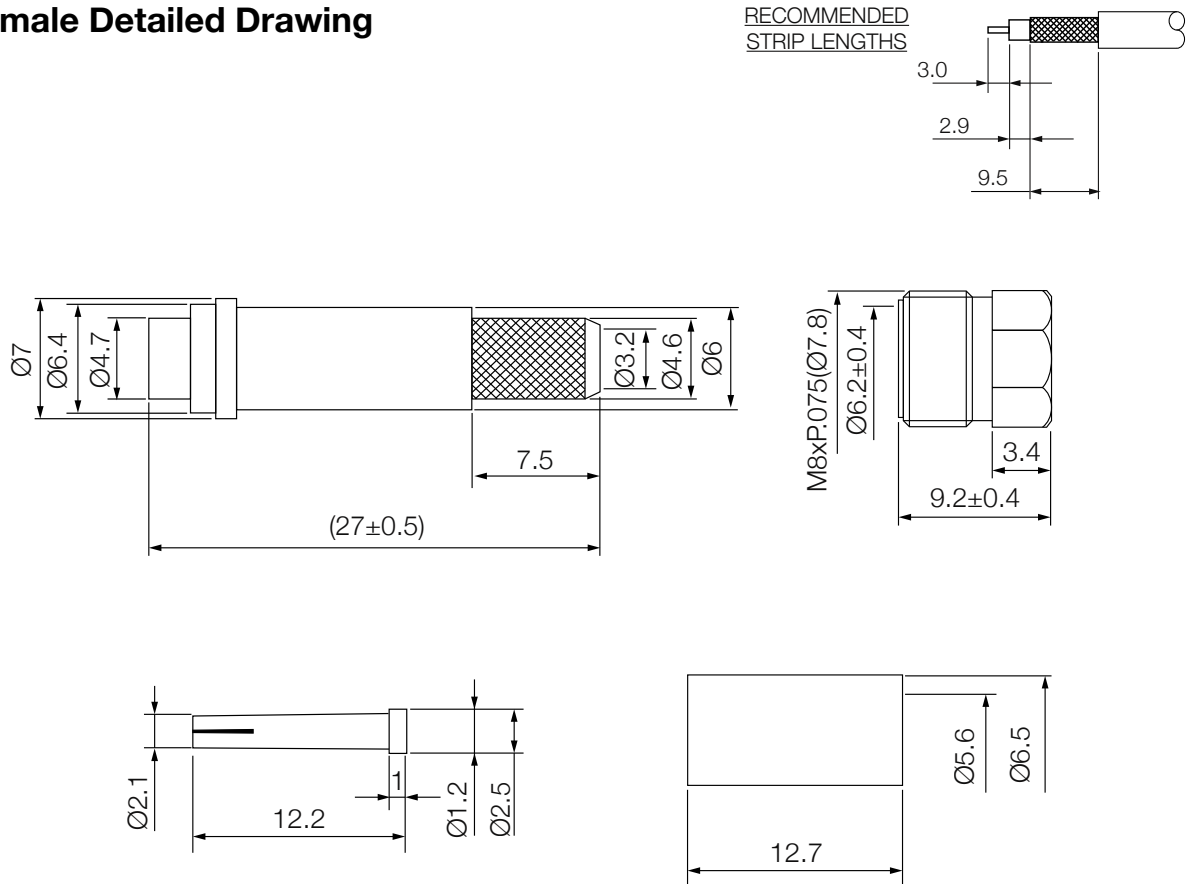


No.	Description	Material	Finish	Quantity
1	Shell	Brass	Nickel	1
2	Body A	Brass	Nickel	1
3	Body B	Brass	Nickel	1
4	Insulator	Teflon	None	1
5	Body C	Brass	Nickel	1
6	Body D	Brass	Nickel	1
7	Center Pin	Brass	Gold	1
8	Ferrule	Brass	Nickel	1
9	O-ring	Silicone Rubber	Red	1

## Low Loss (SLL200) Cable

QMA-Male To FME-Female

### FME-Female Detailed Drawing

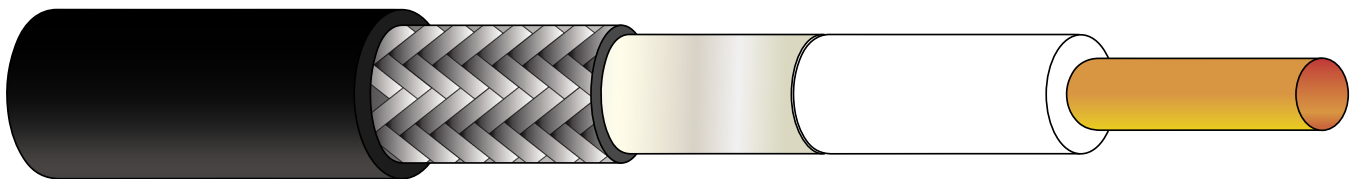
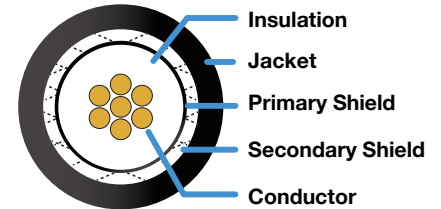


No.	Description	Material	Finish	Quantity
1	Body	Brass	Nickel	1
2	Insulator	POM	Nickel	1
3	Centre Pin	Brass	Gold	1
4	Ferrule	Brass	None	1
5	Nut	Brass	Nickel	1

## Low Loss (SLL200) Cable

QMA-Male To FME-Female

### SLL200 Coaxial Cable Specification



Jacket	Secondary Shield	Primary Shield	Insulation	Conductor
Material PE	Material Tinned copper wire braid	Material Bonded Aluminium Foil	Material FEP	Material Bare copper
Colour Black	Average Thickness 0.295 mm	Average Thickness 0.06 mm	Average Thickness 0.22 mm	Diameter 1.12 mm
Average Thickness 0.645 mm	Coverage 90%		Colour White	
Diameter 4.95 mm	Diameter 3.66 mm	Diameter 3.07 mm	Diameter 2.95 mm	

### Electrical Specifications

Impedance:	50±3 Ω
Return Loss:	> 20 dB
Screening Effectiveness:	> 90 dB
Capacitance:	80.3 pF/M
Velocity of Propagation	80.3%
Spark Test:	3 KV
Inner Conductor DCR:	17.6Ω
Outer Shield DCR:	16.1Ω
Voltage withstand:	1 KV



## Low Loss (SLL200) Cable

QMA-Male To FME-Female

### Physical Specifications

Operating Temperature range: -40°C ~ +85°C

Storage Temperature range: -40°C ~ +85°C

### Attenuation (across frequency)

Frequency (MHz)	30	50	150	450	900	1500	1800	2000	2500	5800
dB/1m	0.058	0.075	0.131	0.228	0.326	0.424	0.466	0.493	0.554	0.865
dB/ft	0.018	0.023	0.040	0.069	0.099	0.129	0.142	0.150	0.169	0.264