Siretta

Enabling Industrial IoT

Delta 8A

5G/4G & 2.4 GHz Wi-Fi 27mm Stubby Antenna



Key Features

- Supports some 5G NR / 4G LTE bands
- Supports Wi-Fi 2.4 GHz spectrum
- Supports Bluetooth, Zigbee bands
- ¼ wave antenna
- SMA male and Reverse Polarity connector

General Description

The Delta 8A is a ¼ wave antenna design with a loaded helical stub which results in efficient performance with minimal size.

The Delta 8A can be used for Wi-Fi, Bluetooth and Zigbee applications that require an extremely compact antenna. In addition, some LTE bands are supported.

The Delta 8A is supplied, as standard, with an SMA male or Reverse Polarity SMA Male connectors.

Additional Considerations

- Small compact antenna
- Ground Plane Independent

D Direct	5G New Radio	4G LTE	BLE Bluetooth	AoA Bluetooth
AoD Bluetooth	ZB Zigbee	WLAN 2400	ISM 2450	WiFi 4 802.11n
WiFi 5 802.11ac	WiFi 6 802.11ax	WiFi 2.4G	IEEE 802.15.4	

Siretta

Enabling Industrial IoT

Delta 8A

5G/4G & 2.4 GHz Wi-Fi 27mm Stubby Antenna

Electrical Specifications

Impedance:	50 Ohm
Polarization:	Vertical
Max Input Power:	50 W
Ground plane independent:	Yes

Environmental Specifications

Operating Temperature range:	-45 to +75 °C
Storage Temperature range:	-45 to +75 °C

Mechanical Specifications

Dimensions:	L27 x 10 mm diameter
Weight:	14 g
Connector:	SMA Male / reverse polarity
Mounting method:	Direct Connect
Housing materials:	TPE

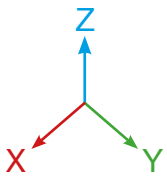

orientation

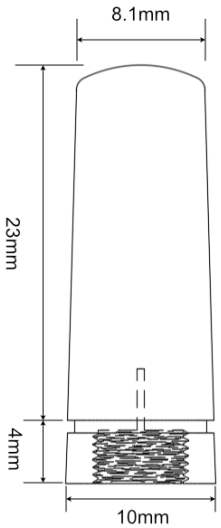

Siretta

Enabling Industrial IoT

Delta 8A

5G/4G & 2.4 GHz Wi-Fi 27mm Stubby Antenna

Spectrum Coverage

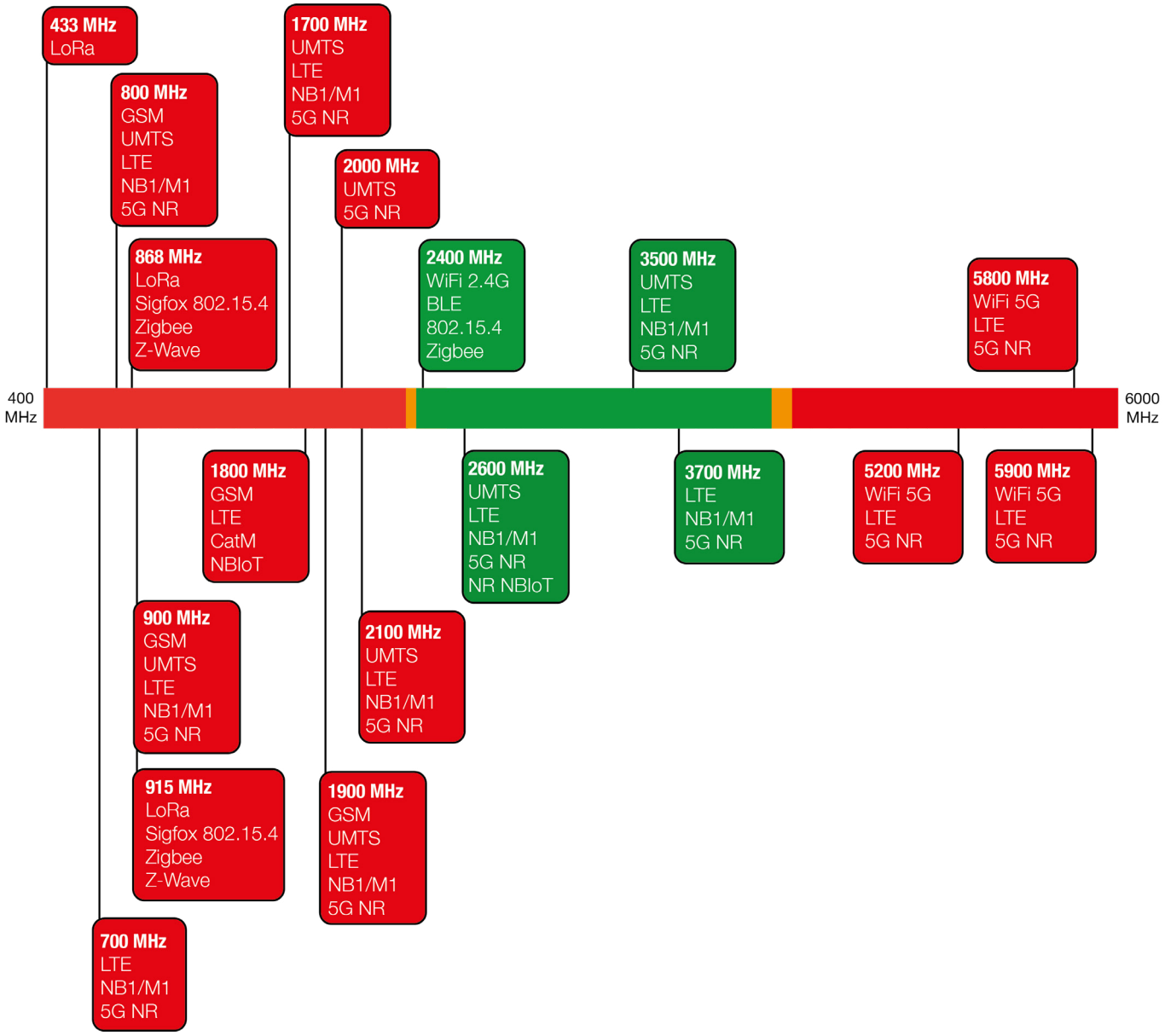

Suitable band Adequate band in good signal conditions Likely to be unsuitable

Delta 8A

5G/4G & 2.4 GHz Wi-Fi 27mm Stubby Antenna

Usable Cellular Frequency Support (2000 MHz – 5900 MHz)

	2000	2100	2300	2400	2500	2600	3300	3500	3700	4700	5200	5900
GSM Bands:												
UMTS Bands:						●		●				
LTE Bands:				●	●	●	●	●	●			
LTE Cat M Bands:					●	●		●	●			
LTE Cat NB Bands:					●	●		●	●			
5G NR Bands:				●	●	●		●	●			
NR Cat NB Bands:					●	●						

Delta 8A

5G/4G & 2.4 GHz Wi-Fi 27mm Stubby Antenna

Peak Gain vs. Frequency

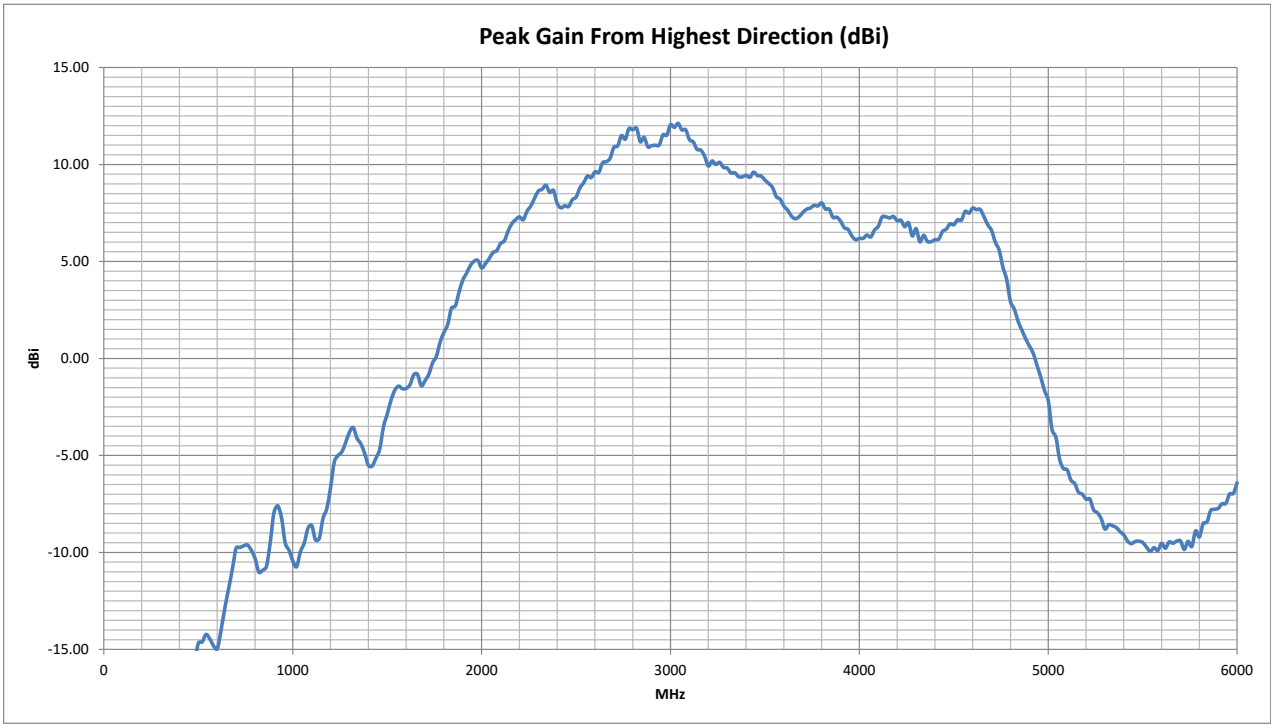

Return Loss

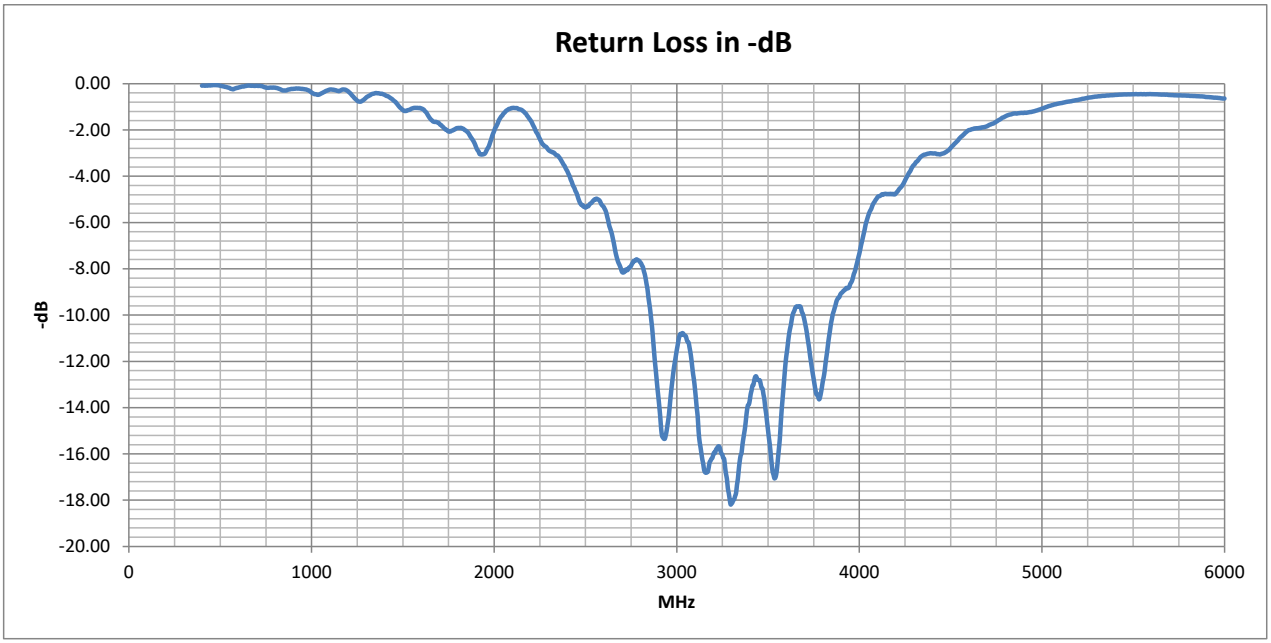

Delta 8A

5G/4G & 2.4 GHz Wi-Fi 27mm Stubby Antenna

VSWR

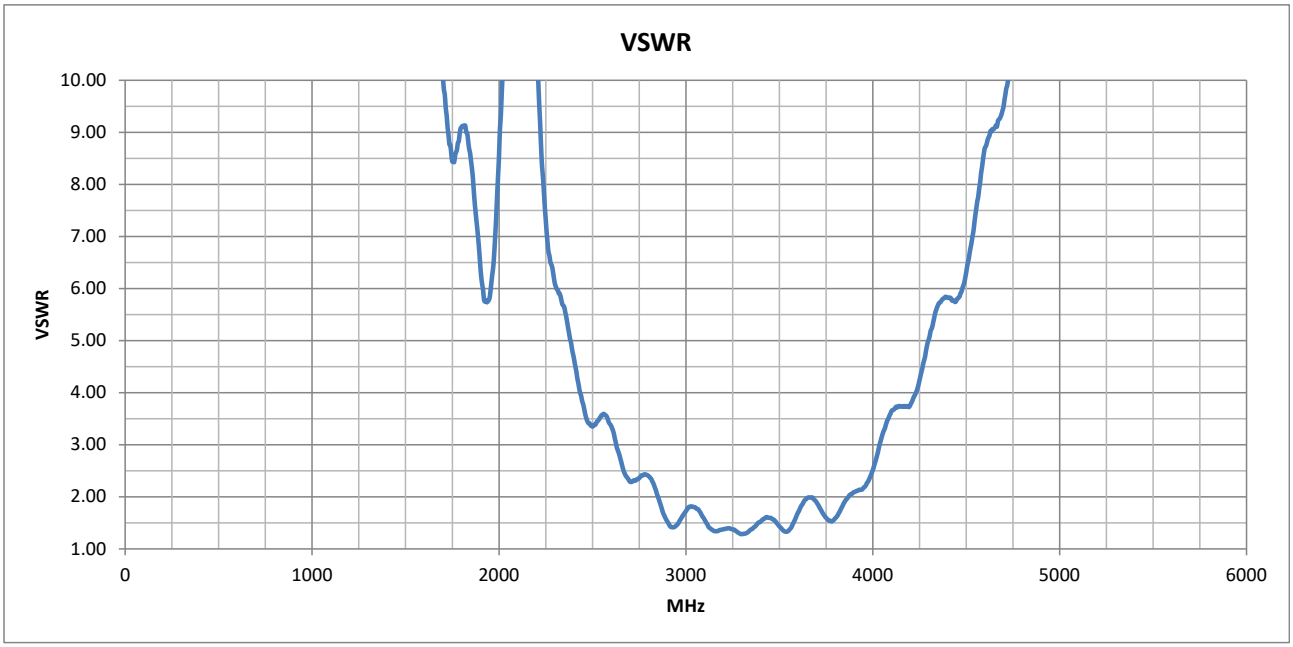

Radiation Efficiency

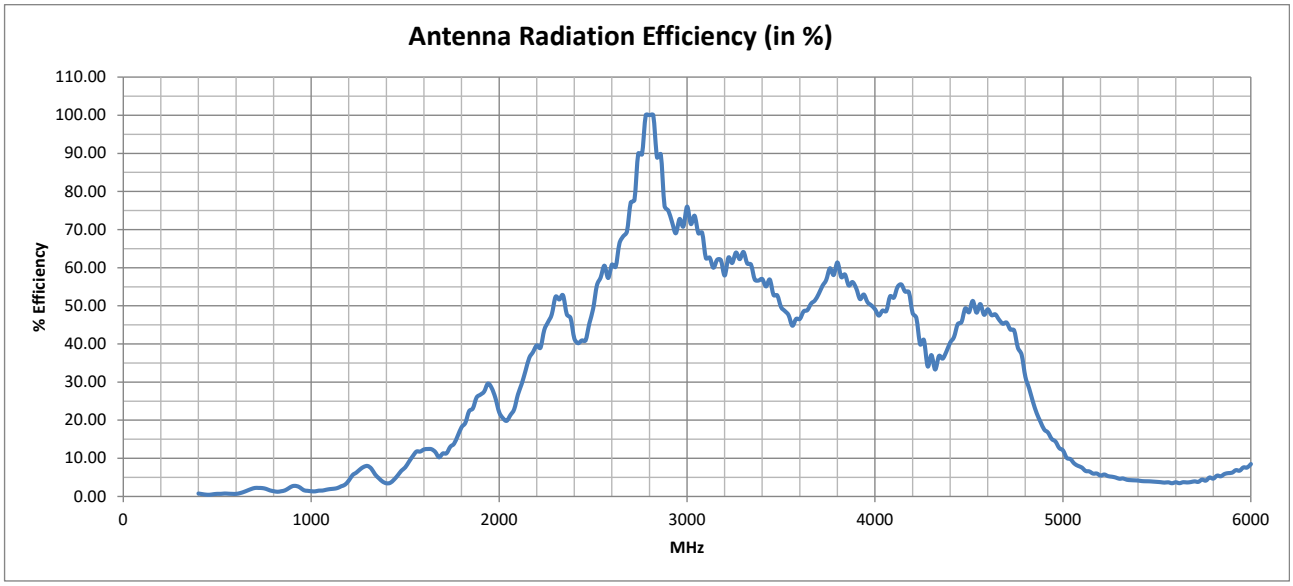

Siretta

Enabling Industrial IoT

Delta 8A

5G/4G & 2.4 GHz Wi-Fi 27mm Stubby Antenna

Cellular Standards Band Support

GSM (2G) Band	UMTS (3G) Band	E-UTRA (4G) Band	Cat M E-UTRA Band	Cat NB E-UTRA Band	NR (5G) Band	Cat NB NR (5G) Band	Uplink	Downlink	Average Upload Efficiency (%)	Average Download Efficiency (%)	Maximum Upload VSWR	Maximum Download VSWR	Use Indicator
	1	1	1	1	n1	n1	1920 - 1980 MHz	2110 - 2170 MHz	28.22	32.85	7.01	16.57	🔴
PCS-1900	2	2	2	2	n2	n2	1850 - 1910 MHz	1930 - 1990 MHz	25.23	27.70	8.47	7.77	🔴
DCS-1800	3	3	3	3	n3	n3	1710 - 1785 MHz	1805 - 1880 MHz	13.36	21.91	9.73	9.13	🔴
	4	4	4	4			1710 - 1755 MHz	2110 - 2155 MHz	12.34	31.66	9.73	16.57	🔴
GSM-850	5	5	5	5	n5	n5	824 - 849 MHz	869 - 894 MHz	1.32	2.16	76.60	77.07	🔴
	6						830 - 840 MHz	875 - 885 MHz	1.30	2.12	70.63	73.82	🔴
	7	7	7	7	n7	n7	2500 - 2570 MHz	2620 - 2690 MHz	56.42	67.20	3.59	3.12	🟢
E-GSM-900	8	8	8	8	n8	n8	880 - 915 MHz	925 - 960 MHz	2.52	2.19	84.16	83.75	🔴
	9	9					1749.9 - 1784.9 MHz	1844.9 - 1879.9 MHz	14.69	23.76	8.83	8.61	🔴
	10	10					1710 - 1770 MHz	2110 - 2170 MHz	12.79	32.85	9.73	16.57	🔴
	11	11	11	11			1427.9 - 1447.9 MHz	1475.9 - 1495.9 MHz	4.29	6.97	29.18	18.29	🔴
	12	12	12	12	n12	n12	699 - 716 MHz	729 - 746 MHz	2.20	2.16	196.17	158.17	🔴
	13	13	13	13	n13	n13	777 - 787 MHz	746 - 756 MHz	1.55	2.05	103.11	108.33	🔴
	14	14	14	14	n14		788 - 798 MHz	758 - 768 MHz	1.43	1.89	105.01	99.24	🔴
		17		17			704 - 716 MHz	734 - 746 MHz	2.20	2.15	190.16	140.10	🔴
		18	18	18	n18	n18	815 - 830 MHz	860 - 875 MHz	1.23	1.77	86.88	68.80	🔴
	19	19	19	19			830 - 845 MHz	875 - 890 MHz	1.32	2.19	70.63	77.07	🔴
	20	20	20	20	n20	n20	832 - 862 MHz	791 - 821 MHz	1.42	1.31	68.43	104.21	🔴
	21	21	21	21			1447.9 - 1462.9 MHz	1495.9 - 1510.9 MHz	5.22	7.86	24.30	15.64	🔴
	22	22					3410 - 3490 MHz	3510 - 3590 MHz	54.35	46.91	1.61	1.61	🟢
		24	24	24	n24		1626.5 - 1660.5 MHz	1525 - 1559 MHz	12.14	10.61	14.15	16.55	🔴
	25	25	25	25	n25	n25	1850 - 1915 MHz	1930 - 1995 MHz	25.38	27.38	8.47	8.15	🔴
	26	26	26	26	n26		814 - 849 MHz	859 - 894 MHz	1.29	2.02	88.08	77.07	🔴
		27	27				807 - 824 MHz	852 - 869 MHz	1.24	1.60	94.39	65.53	🔴
		28	28	28	n28	n28	703 - 748 MHz	758 - 803 MHz	2.18	1.61	190.16	105.01	🔴

🟢 Suitable band 🟠 Adequate band in good signal conditions 🔴 Likely to be unsuitable

Siretta Ltd
Basingstoke Road
Spencers Wood
Reading
Berkshire RG7 1PW

sales +44 118 796 9000
email sales@siretta.com
web www.siretta.com

Siretta

Enabling Industrial IoT

Delta 8A

5G/4G & 2.4 GHz Wi-Fi 27mm Stubby Antenna

Cellular Standards Band Support

GSM (2G) Band	UMTS (3G) Band	E-UTRA (4G) Band	Cat M E-UTRA Band	Cat NB E-UTRA Band	NR (5G) Band	Cat NB NR (5G) Band	Uplink	Downlink	Average Upload Efficiency (%)	Average Download Efficiency (%)	Maximum Upload VSWR	Maximum Download VSWR	Use Indicator
		28A					703 - 733 MHz	758 - 788 MHz	2.20	1.71	190.16	103.35	🔴
		29			n29		N/A	717 - 728 MHz	N/A	2.20	N/A	184.05	🔴
		30			n30		2305 - 2315 MHz	2350 - 2360 MHz	52.00	49.00	6.03	5.63	🟠
		31	31	31			452.5 - 457.5 MHz	462.5 - 467.5 MHz	0.42	0.45	267.87	286.31	🔴
	32	32					N/A	1452 - 1496 MHz	N/A	6.30	N/A	23.38	🔴
		33					1900 - 1920 MHz	1900 - 1920 MHz	27.07	27.07	6.44	6.44	🔴
		34			n34		2010 - 2025 MHz	2010 - 2025 MHz	20.74	20.74	10.91	10.91	🔴
		35					1850 - 1910 MHz	1850 - 1910 MHz	25.23	25.23	8.47	8.47	🔴
		36					1930 - 1990 MHz	1930 - 1990 MHz	27.70	27.70	7.77	7.77	🔴
		37					1910 - 1930 MHz	1910 - 1930 MHz	27.64	27.64	6.08	6.08	🔴
		38			n38		2570 - 2620 MHz	2570 - 2620 MHz	59.45	59.45	3.57	3.57	🟢
		39	39		n39		1880 - 1920 MHz	1880 - 1920 MHz	26.69	26.69	7.29	7.29	🔴
		40	40		n40		2300 - 2400 MHz	2300 - 2400 MHz	49.15	49.15	6.08	6.08	🟠
		41	41	41	n41	n41	2496 - 2690 MHz	2496 - 2690 MHz	60.93	60.93	3.59	3.59	🟢
		42	42	42			3400 - 3600 MHz	3400 - 3600 MHz	50.65	50.65	1.69	1.69	🟢
		43	43	43			3600 - 3800 MHz	3600 - 3800 MHz	53.63	53.63	1.99	1.99	🟢
		44					703 - 803 MHz	703 - 803 MHz	1.90	1.90	190.16	190.16	🔴
		45					1447 - 1467 MHz	1447 - 1467 MHz	5.31	5.31	24.51	24.51	🔴
		46			n46		5150 - 5925 MHz	5150 - 5925 MHz	4.56	4.56	38.78	38.78	🔴
		47			n47		5855 - 5925 MHz	5855 - 5925 MHz	6.24	6.24	32.02	32.02	🔴
		48			n48		3550 - 3700 MHz	3550 - 3700 MHz	48.56	48.56	1.99	1.99	🟢
		49					3550 - 3700 MHz	3550 - 3700 MHz	48.56	48.56	1.99	1.99	🟢
		50			n50		1432 - 1517 MHz	1432 - 1517 MHz	6.31	6.31	28.11	28.11	🔴
		51			n51		1427 - 1432 MHz	1427 - 1432 MHz	3.92	3.92	29.41	29.41	🔴
		52					3300 - 3400 MHz	3300 - 3400 MHz	59.20	59.20	1.52	1.52	🟢

🟢 Suitable band 🟠 Adequate band in good signal conditions 🔴 Likely to be unsuitable

Siretta

Enabling Industrial IoT

Delta 8A

5G/4G & 2.4 GHz Wi-Fi 27mm Stubby Antenna

Cellular Standards Band Support

GSM (2G) Band	UMTS (3G) Band	E-UTRA (4G) Band	Cat M E-UTRA Band	Cat NB E-UTRA Band	NR (5G) Band	Cat NB NR (5G) Band	Uplink	Downlink	Average Upload Efficiency (%)	Average Download Efficiency (%)	Maximum Upload VSWR	Maximum Download VSWR	Use Indicator
		53			n53		2483.5 - 2495 MHz	2483.5 - 2495 MHz	47.16	47.16	3.41	3.41	●
		65		65	n65	n65	1920 - 2010 MHz	2110 - 2200 MHz	26.55	34.67	9.32	16.57	●
		66	66	66	n66	n66	1710 - 1780 MHz	2110 - 2200 MHz	13.16	34.67	9.73	16.57	●
		67			n67		N/A	738 - 758 MHz	N/A	2.08	N/A	126.62	●
		68					698 - 728 MHz	753 - 783 MHz	2.20	1.79	196.17	103.35	●
		69					N/A	2570 - 2620 MHz	N/A	59.45	N/A	3.57	●
		70		70	n70	n70	1695 - 1710 MHz	1995 - 2020 MHz	11.21	21.55	10.34	10.21	●
		71	71	71	n71		663 - 698 MHz	617 - 652 MHz	1.89	1.06	203.98	206.07	●
		72	72	72			451 - 456 MHz	461 - 466 MHz	0.42	0.44	256.70	286.43	●
		73	73	73			450 - 455 MHz	460 - 465 MHz	0.43	0.43	249.25	286.50	●
		74	74	74	n74		1427 - 1470 MHz	1475 - 1518 MHz	4.87	7.55	29.41	18.46	●
		75			n75		N/A	1432 - 1517 MHz	N/A	6.31	N/A	28.11	●
		76			n76		N/A	1427 - 1432 MHz	N/A	3.92	N/A	29.41	●
					n77		3300 - 4200 MHz	3300 - 4200 MHz	53.28	53.28	3.75	3.75	●
					n78		3300 - 3800 MHz	3300 - 3800 MHz	53.55	53.55	1.99	1.99	●
					n79		4400 - 5000 MHz	4400 - 5000 MHz	36.71	36.71	16.06	16.06	●
					n80		1710 - 1785 MHz	N/A	13.36	N/A	9.73	N/A	●
					n81		880 - 915 MHz	N/A	2.52	N/A	84.16	N/A	●
					n82		832 - 862 MHz	N/A	1.42	N/A	68.43	N/A	●
					n83		703 - 748 MHz	N/A	2.18	N/A	190.16	N/A	●
					n84		1920 - 1980 MHz	N/A	28.22	N/A	7.01	N/A	●
		85	85	85	n85		698 - 716 MHz	728 - 746 MHz	2.20	2.16	196.17	160.54	●
					n86		1710 - 1780 MHz	N/A	13.16	N/A	9.73	N/A	●
		87	87	87			410 - 415 MHz	420 - 425 MHz	0.64	0.56	213.10	215.50	●
		88	88	88			412 - 417 MHz	422 - 427 MHz	0.62	0.55	207.15	215.50	●

● Suitable band ● Adequate band in good signal conditions ● Likely to be unsuitable

Siretta

Enabling Industrial IoT

Delta 8A

5G/4G & 2.4 GHz Wi-Fi 27mm Stubby Antenna

Cellular Standards Band Support

GSM (2G) Band	UMTS (3G) Band	E-UTRA (4G) Band	Cat M E-UTRA Band	Cat NB E-UTRA Band	NR (5G) Band	Cat NB NR (5G) Band	Uplink	Downlink	Average Upload Efficiency (%)	Average Download Efficiency (%)	Maximum Upload VSWR	Maximum Download VSWR	Use Indicator
					n89		824 - 849 MHz	N/A	1.32	N/A	76.60	N/A	🔴
					n90	n90	2496 - 2690 MHz	2496 - 2690 MHz	60.93	60.93	3.59	3.59	🟢
					n91		832 - 862 MHz	1427 - 1432 MHz	1.42	3.92	68.43	29.41	🔴
					n92		832 - 862 MHz	1432 - 1517 MHz	1.42	6.31	68.43	28.11	🔴
					n93		880 - 915 MHz	1427 - 1432 MHz	2.52	3.92	84.16	29.41	🔴
					n94		880 - 915 MHz	1432 - 1517 MHz	2.52	6.31	84.16	28.11	🔴
					n95		2010 - 2025 MHz	N/A	20.74	N/A	10.91	N/A	🔴
					n97		2300 - 2400 MHz	N/A	49.15	N/A	6.08	N/A	🟠
					n98		1880 - 1920 MHz	N/A	26.69	N/A	7.29	N/A	🔴
					n99		1626.5 - 1660.5 MHz	N/A	12.14	N/A	14.15	N/A	🔴
					n101		1900 - 1910 MHz	1900 - 1910 MHz	26.87	26.87	6.44	6.44	🔴
				103			787 - 788 MHz	757 - 758 MHz	1.48	1.98	103.31	98.27	🔴

🟢 Suitable band 🟠 Adequate band in good signal conditions 🔴 Likely to be unsuitable

NOTE: For each frequency band, Siretta provides a traffic light indication to show the suitability of the antenna for use at that frequency band. Determination of exactly what makes an antenna good or bad at any frequency is subjective.

The view presented is that of Siretta's engineering team having taken into account the efficiency and VSWR measurements. The end user is advised to use their own criteria and/or testing to confirm suitability.

Delta 8A

5G/4G & 2.4 GHz Wi-Fi 27mm Stubby Antenna

ISM Standards Frequency Support

Application	Frequency Range	Efficiency (%)	Maximum VSWR	Peak Gain from highest direction (dBi)	Use Indicator
ISM 433 MHz	433.05 - 434.79 MHz	0.48	231.87	-17.4325	🔴
ISM 868 MHz	863 - 870 MHz	1.74	66.52	-10.13	🔴
ISM 915 MHz	902 - 928 MHz	2.68	84.16	-7.6	🔴
ISM 2.4 GHz	2400 - 2500 MHz	42.55	4.68	8.32	🟢
Wi-Fi 2.4G	2401 - 2483 MHz	41.52	4.66	8.201	🟢
Wi-Fi 2.4G (USA)	2401 - 2473 MHz	41.04	4.66	8.0575	🟢
Wi-Fi 2.4G (Japan)	2401 - 2495 MHz	42.23	4.66	8.285	🟢
Wi-Fi 5G (all channels)	5150 - 5990 MHz	4.78	38.78	-6.675	🔴
Wi-Fi 5G (Ch 32-48)	5150 - 5250 MHz	5.70	28.38	-6.675	🔴
Wi-Fi 5G (Ch 32-64)	5150 - 5330 MHz	5.32	32.96	-6.675	🔴
Wi-Fi 5G (Ch 32-161)	5150 - 5815 MHz	4.34	38.78	-6.675	🔴
Wi-Fi 5G (Ch 32-173)	5150 - 5875 MHz	4.44	38.78	-6.675	🔴
ISM 5.8 GHz	5725 - 5875 MHz	4.95	34.75	-7.795	🔴

🟢 Suitable band 🟠 Adequate band in good signal conditions 🔴 Likely to be unsuitable

NOTE: For each frequency band, Siretta provides a traffic light indication to show the suitability of the antenna for use at that frequency band. Determination of exactly what makes an antenna good or bad at any frequency is subjective.

The view presented is that of Siretta's engineering team having taken into account the efficiency and VSWR measurements. The end user is advised to use their own criteria and/or testing to confirm suitability.

Siretta

Enabling Industrial IoT

Delta 8A

5G/4G & 2.4 GHz Wi-Fi 27mm Stubby Antenna

2D Radiation Plots

2400 MHz XY

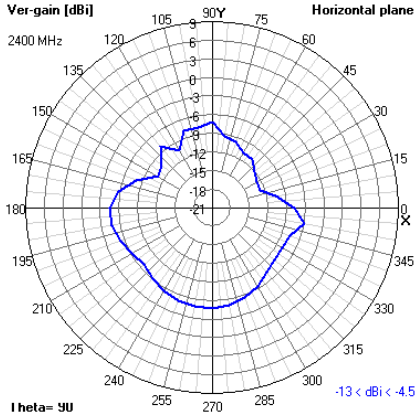

XZ

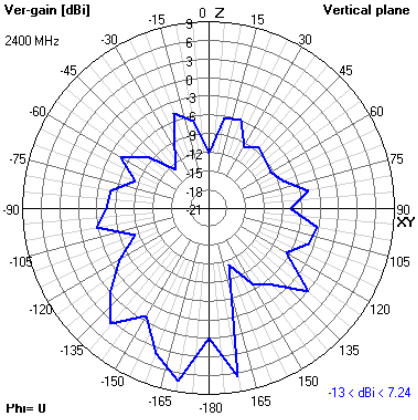

YZ

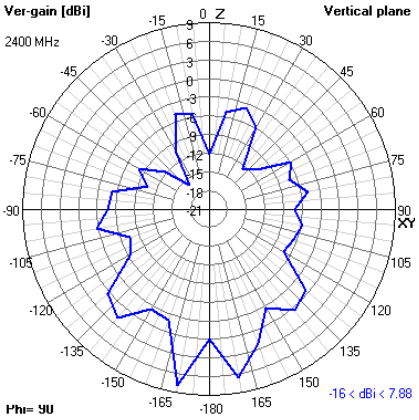

2500 MHz XY

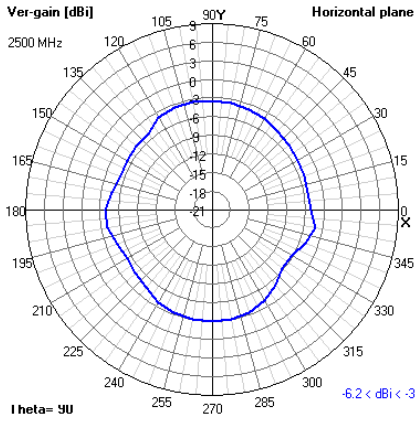

XZ

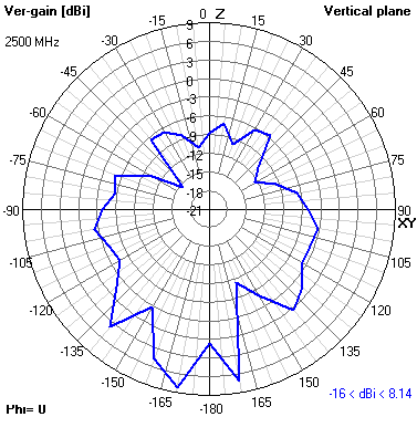

YZ

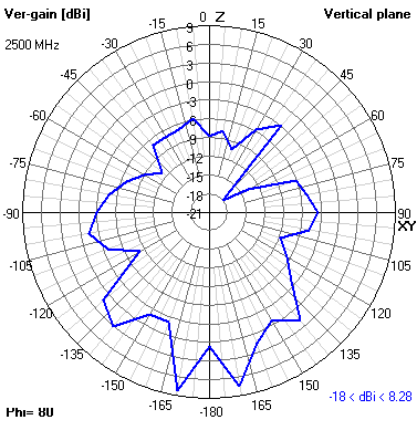

2600 MHz XY

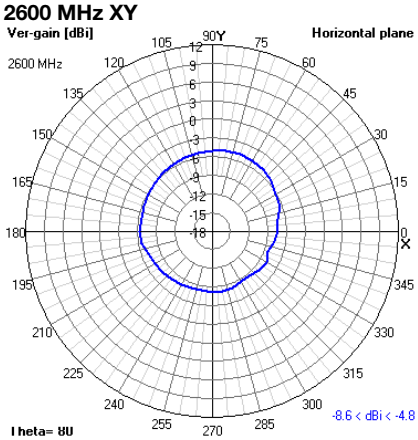

XZ

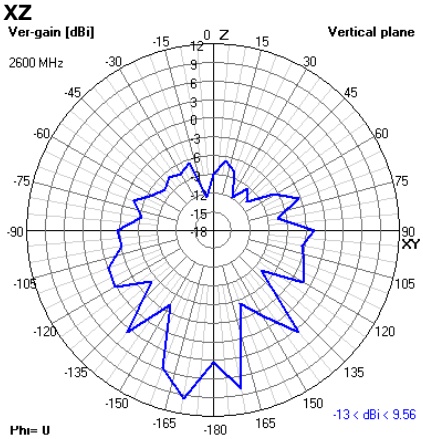

YZ

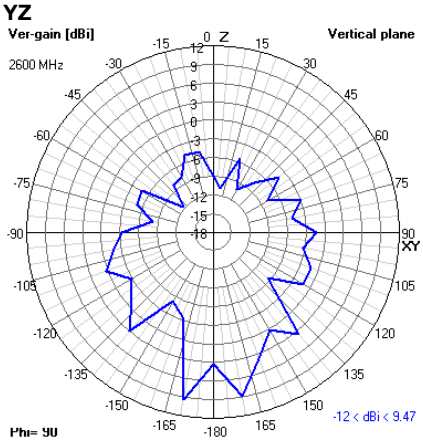

Siretta

Enabling Industrial IoT

Delta 8A

5G/4G & 2.4 GHz Wi-Fi 27mm Stubby Antenna

2D Radiation Plots

3300 MHz XY

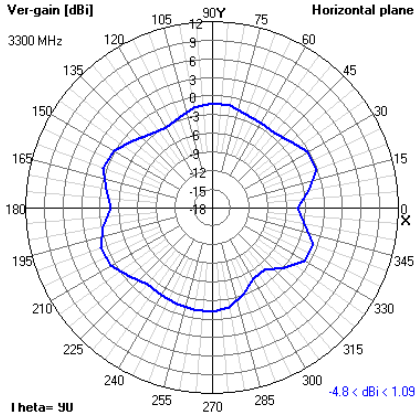

XZ

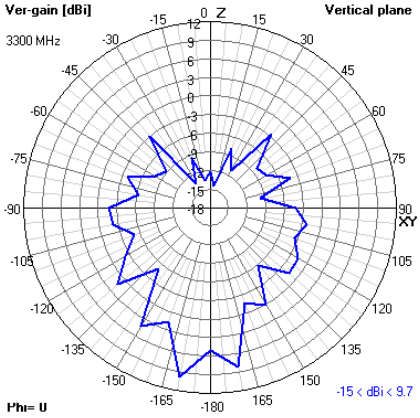

YZ

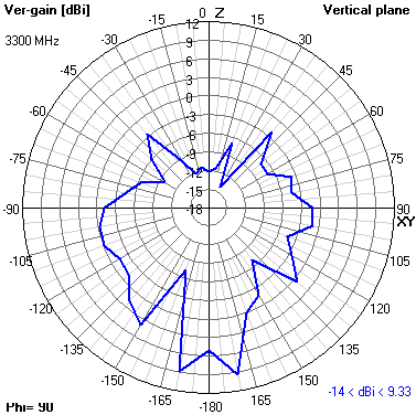

3500 MHz XY

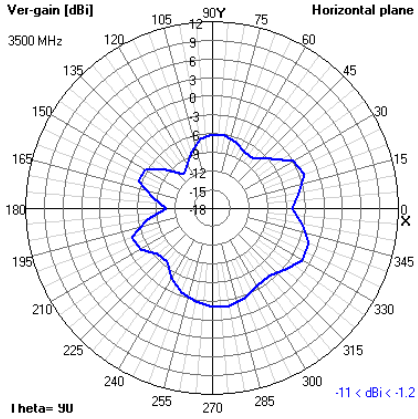

XZ

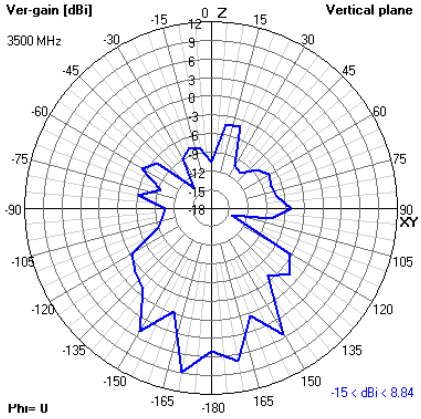

YZ

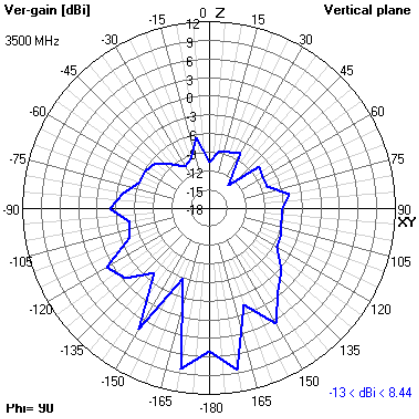

3700 MHz XY

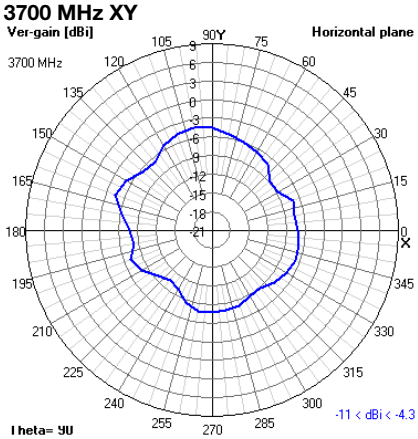

XZ

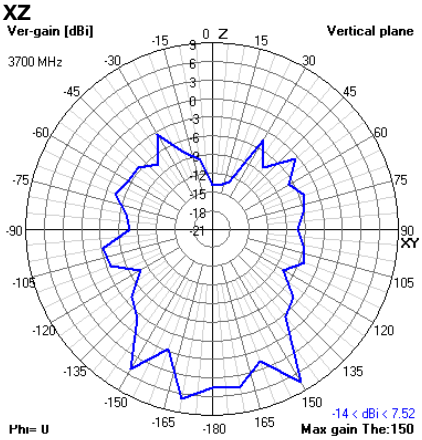

YZ

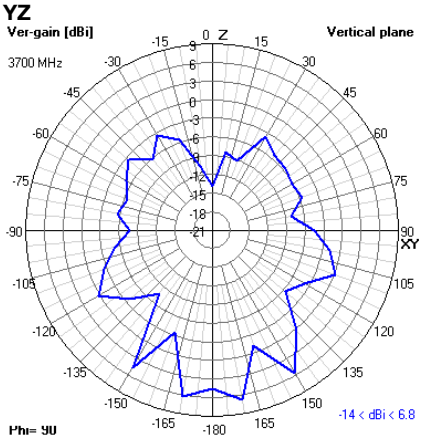

Siretta

Enabling Industrial IoT

Delta 8A

5G/4G & 2.4 GHz Wi-Fi 27mm Stubby Antenna

3D Radiation Plots

2400 MHz



2500 MHz



2600 MHz

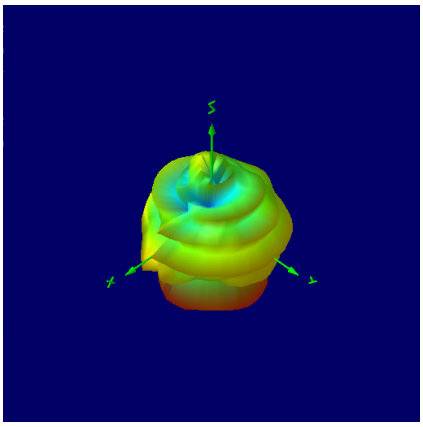

3300 MHz

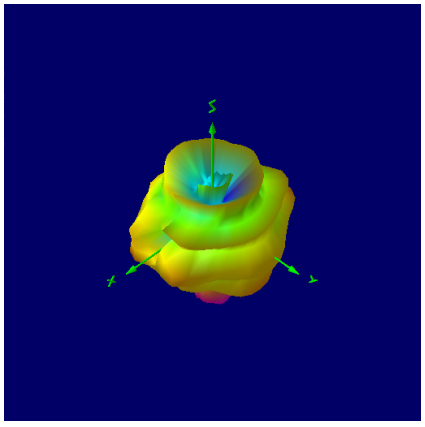

3500 MHz

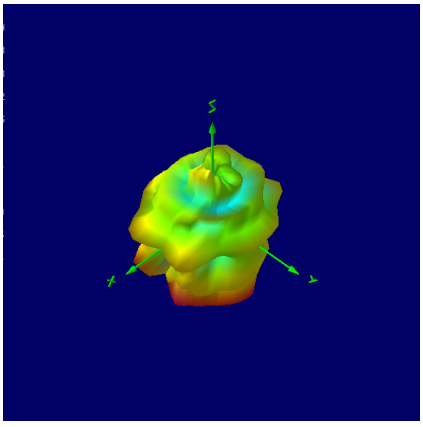

3700 MHz

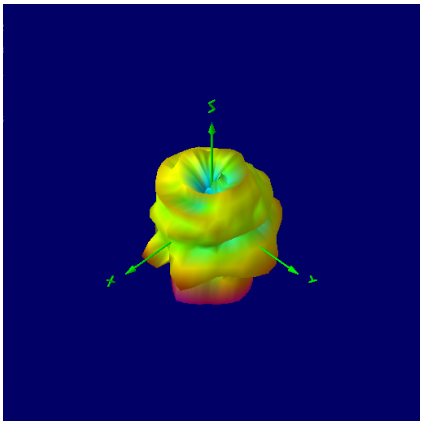

NOTE: All 3D radiation plots are shown with Theta = 45 and Phi = 45.

Ordering Details:

Part Number	Description
DELTA8A/x/SMAM/S/S/17	5G/4G & 2.4 GHz Wi-Fi 27mm Stubby Antenna SMA Male
DELTA8A/x/SMAM/S/RP/17	5G/4G & 2.4 GHz Wi-Fi 27mm Stubby Antenna SMA Male Reverse Polarity
DELTA8A/x/SMAM/RP/S/17 - GREY	5G/4G & 2.4 GHz Wi-Fi 27mm Stubby Antenna SMA Male Reverse Polarity Grey Radome