

SA Series

Surface Mount Filter Arrays

Features

- The filters structure minimizes residual inductance with a high self resonant frequency, ensuring large insertion loss in a wide band.
- The common ground electrode built into the chip ensures complete grounding of all lines at the ground on both ends. The filter is designed to control cross talk.
- An optimum constant can be selected from the capacity range of 22-22,000 pF to best suit the frequency.
- Solder plated nickel barrier terminations offer good solderability and resistance to soldering heat.
- Available lead free/RoHS compliant

Applications


- Computer peripheral equipment
- Telecommunications equipment
- Power amplifiers
- Power supplies
- Temperature and motor controls

Typical Electrical Characteristics

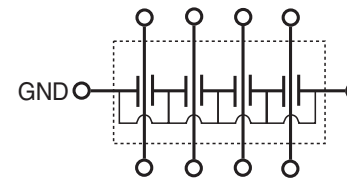
Rated Voltage	25 VDC to 50 VDC
Rated Current	0.3 Amps
IR	10,000 MΩ Min.
DC Resistance	0.3Ω Max.
Temperature Range	-55°C to +125°C
Capacitance Range	22 pF to 22,000 pF
Capacitance Tolerance	±20%

Specifications

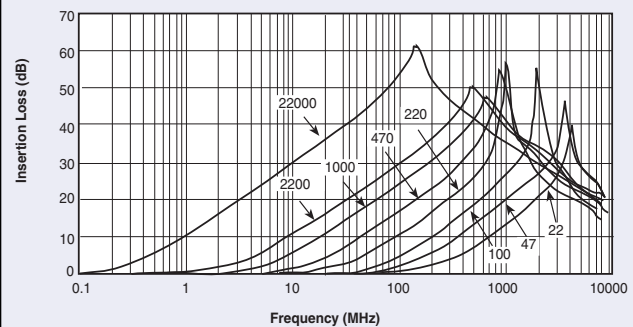
Part Number	Rated Voltage (@ 50/60Hz)	Rated Current	Temperature Characteristic	IR	DC Resistance	Operating Temp.	Capacitance (pF)
SA1206C220	50 VDC	0.3A DC	C	10,000MΩ min.	0.3Ω max.	-55/+125°C	22
SA1206C470			C				47
SA1206C101			C				100
SA1206C221			C				220
SA1206R471			U				470
SA1206R102			R				1,000
SA1206R222			R				2,200
SA1206R223	25 VDC		R				22,000



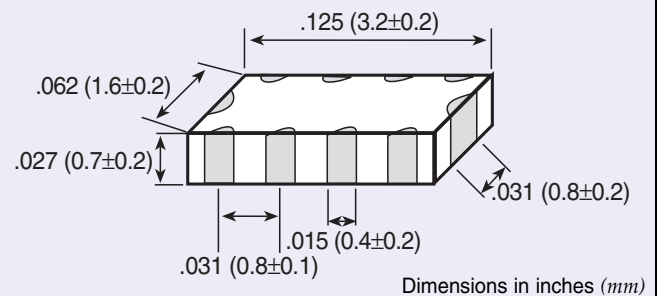
Circuit Schematic



Insertion Loss



Dimensions



SA Series

Surface Mount Filter Arrays - Ordering Information

SA	1206	C	220	M	B	N	T
Style SA Series	Temperature Characteristics C +/- 30 ppm/°C R +/- 15% U -750 +/- 120 ppm/°C	Capacitance Tolerance M = +/- 20%	Termination N = Ni Barrier Solder Plated	Rated Voltage (VDC) A = 25 B = 50	Size 1206	Capacitance 22pF 47pF 100pF 220pF 470pF 1,000pF 2,000pF 22,000pF	Packaging T - Tape and reel 4,000 pc/reel

