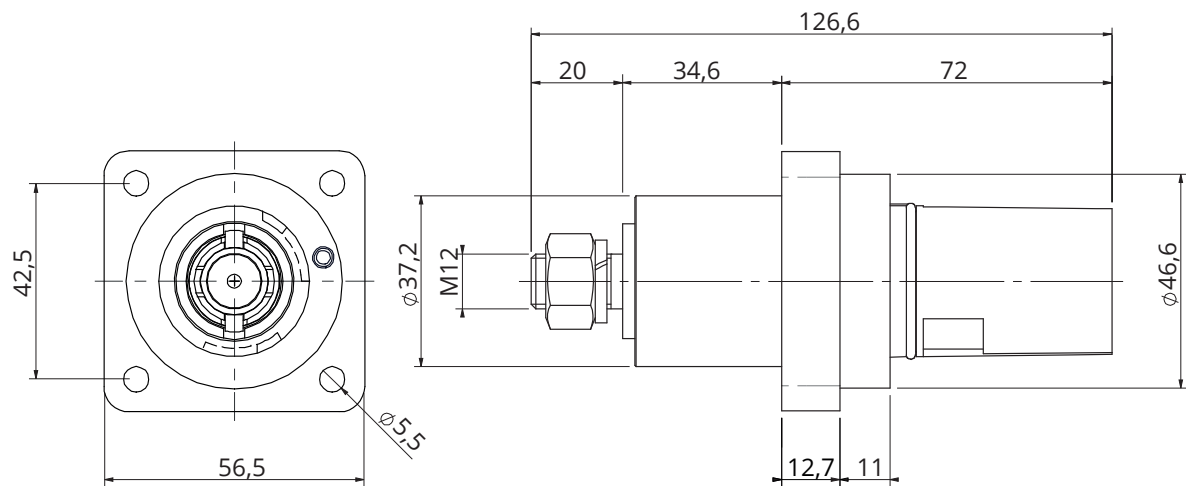
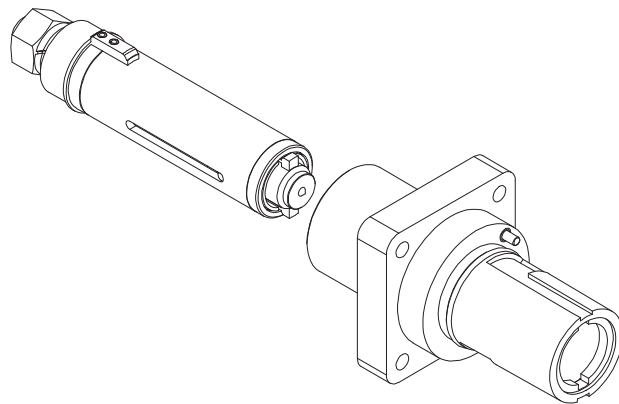


PAGE 1/2

ISSUE 19-01-21B


SERIES SPPC

PART NUMBER SPPC-PWL-PD-E-GN-M12-T7



Dimensions in mm

#### Code details

Series Code	SPPC-PWL	Single Pole Power connectors
Connector Type	PD	Panel Drain
Key Position	E	Earth
Insulator Color	GN 	Green
Contact Termination	M12-T7	M12 Threaded post - 750A
Cable External diameter	-	-
Contacts Type	-	Standard contacts
Customization	-	-

PAGE 2/2

ISSUE 19-01-21B

SERIES SPPC

PART NUMBER SPPC-PWL-PD-E-GN-M12-T7

**Connector Type:**

Number of contacts: Single Pole  
Panel Drain connectors  
Green Color  
Locking: Bayonet with secondary locking pin  
M12 Threaded post contacts  
Finger Touch protected contacts IP2X

**Reference Documents:**

- EN 61984  
- EN 60529  
- European Directive 2011/65/UE (RoHS)  
- UL94

**General features:**

Operating temperatures: -30°C ÷ +125°C  
Protection degree (mated connectors; according to EN 60529): IP66/67  
Flammability: UL94-V0  
Minimum Mating Cycles: 500

**Electrical specifications:**

Nominal Voltage: 1000 Vac / 1500 Vdc  
Current Rating: 750A  
Minimum Insulation Resistance: 5GΩ @ 500V  
Contact Resistance: <0,1 mΩ  
Rated Voltage to Earth: 2000Vac  
Minimum Flashover (EN60309-1): 6.8kV AC – 1 minute  
Test Voltage (Mated Condition): 5 kV– 1 minute @ 50Hz  
Short Circuit Current – 1 second: 16kA  
Short Circuit Current – 3 seconds: 12kA  
Surge Current (DIN VDE 0102/1.90): 62kA – 10mseconds  
Creepage Distance: >25mm  
Clearance Distance: >25mm

**Others characteristics:**

Panel Contact Tightening Torque: 30Nm max  
Contact Retention in Insulator: 2.5kN Axial Load

VDE Certified



COMPONENTS	MATERIALS	PLATING / FINISHES	ACCESSORIES (included)		
Shells	Thermoplastic	-	P/N	Description	Quantity
Contacts	Copper Alloy	Silver Plated	-	-	-
Panel Gasket	-	-	-	-	-
Others part	-	-	-	-	-

**PACKAGING**

Quantity Type Weight

1	Plastic Bags	-
-	Carton Box	-



Radiall VanSystem S.r.l. | www.vansystem.eu - www.radiall.com