


QTC 1,5 - Feed-through terminal block



3205019

<https://www.phoenixcontact.com/us/products/3205019>

Please be informed that the data shown in this PDF document is generated from our online catalog. Please find the complete data in the user documentation. Our general terms of use for downloads are valid.



Feed-through terminal block, nom. voltage: 800 V, nominal current: 17.5 A, number of connections: 2, connection method: Quick connection, Rated cross section: 1.5 mm², 1 level, cross section: 0.25 mm² - 1.5 mm², mounting type: NS 35/7,5, NS 35/15, color: gray

Commercial data

Item number	3205019
Packing unit	50 pc
Minimum order quantity	50 pc
Sales key	BE03
Product key	BE3111
GTIN	4017918932411
Weight per piece (including packing)	8.374 g
Weight per piece (excluding packing)	7.44 g
Customs tariff number	85369010
Country of origin	CN

QTC 1,5 - Feed-through terminal block



3205019

<https://www.phoenixcontact.com/us/products/3205019>

Technical data

Product properties

Product type	Feed-through terminal block
Product family	QTC
Area of application	Railway industry
	Machine building
	Plant engineering
	Process industry
Number of connections	2
Number of rows	1
Potentials	1

Insulation characteristics

Overvoltage category	III
Degree of pollution	3

Electrical properties

Rated surge voltage	8 kV
Maximum power dissipation for nominal condition	0.56 W

Connection data

Number of connections per level	2
Frequency of connections with the same cross section	100
Nominal cross section	1.5 mm ²

1 level

Connection method	Quick connection
Material wire insulation	PVC / PE
Connection in acc. with standard	IEC 60947-7-1
Conductor cross-section rigid	0.25 mm ² ... 1.5 mm ²
Cross section AWG	24 ... 16 (converted acc. to IEC)
Conductor cross-section flexible	0.25 mm ² ... 1.5 mm ²
Conductor cross-section, flexible [AWG]	24 ... 16 (converted acc. to IEC)
Cross section, sensor conductors	0.25 mm ² ... 0.34 mm ²
Nominal current	17.5 A
Maximum load current	17.5 A (with 1.5 mm ² conductor cross-section)
Nominal voltage	800 V
Nominal cross section	1.5 mm ²

Ex data

Rated data (ATEX/IECEx)

Identification	⊕ II 2 GD Ex eb IIC Gb
Operating temperature range	-45 °C ... 90 °C

QTC 1,5 - Feed-through terminal block



3205019

<https://www.phoenixcontact.com/us/products/3205019>

Ex-certified accessories	3205161 D-QTC 1,5
	3206209 ATP-QTC
	1204517 SZF 1-0,6X3,5
	3022276 CLIPFIX 35-5
	3022218 CLIPFIX 35
List of bridges	Plug-in bridge / FBS 2-5 / 3030161
	Plug-in bridge / FBS 3-5 / 3030174
	Plug-in bridge / FBS 4-5 / 3030187
	Plug-in bridge / FBS 5-5 / 3030190
	Plug-in bridge / FBS 10-5 / 3030213
Plug-in bridge / FBS 20-5 / 3030226	
Bridge data	16.5 A (1.5 mm ²)
Ex temperature increase	40 K (18.6 A / 1.5 mm ²)
for bridging with bridge	550 V
- At bridging between non-adjacent terminal blocks	352 V
- At cut-to-length bridging with cover	220 V
- At cut-to-length bridging with partition plate	275 V
Rated insulation voltage	500 V
output	(Permanent)

Ex level General

Rated voltage	550 V
Rated current	16.5 A
Maximum load current	16.5 A
Contact resistance	1 mΩ

Ex connection data General

Nominal cross section	1.5 mm ²
Rated cross section AWG	16
Connection capacity rigid	0.25 mm ² ... 1.5 mm ²
Connection capacity AWG	24 ... 16
Connection capacity flexible	0.25 mm ² ... 1.5 mm ²
Connection capacity AWG	24 ... 16
Frequency of connections with the same cross section	100

Dimensions

Width	5.2 mm
End cover width	2.2 mm
Height	58.8 mm
Depth on NS 35/7,5	39.3 mm
Depth on NS 35/15	46.8 mm

Material specifications

Color	gray (RAL 7042)
Flammability rating according to UL 94	V0

QTC 1,5 - Feed-through terminal block



3205019

<https://www.phoenixcontact.com/us/products/3205019>

Insulating material group	I
Insulating material	PA
Static insulating material application in cold	-60 °C
Temperature index of insulation material (DIN EN 60216-1 (VDE 0304-21))	130 °C
Relative insulation material temperature index (Elec., UL 746 B)	130 °C
Fire protection for rail vehicles (DIN EN 45545-2) R22	HL 1 - HL 3
Fire protection for rail vehicles (DIN EN 45545-2) R23	HL 1 - HL 3
Fire protection for rail vehicles (DIN EN 45545-2) R24	HL 1 - HL 3
Fire protection for rail vehicles (DIN EN 45545-2) R26	HL 1 - HL 3
Calorimetric heat release NFPA 130 (ASTM E 1354)	28 MJ/kg
Surface flammability NFPA 130 (ASTM E 162)	passed
Specific optical density of smoke NFPA 130 (ASTM E 662)	passed
Smoke gas toxicity NFPA 130 (SMP 800C)	passed

Cable/line

Wire diameter incl. insulation	≤ 3 mm
--------------------------------	--------

Electrical tests

Surge voltage test

Test voltage setpoint	9.8 kV
Result	Test passed

Temperature-rise test

Requirement temperature-rise test	Increase in temperature ≤ 45 K
Result	Test passed
Short-time withstand current 1.5 mm ²	0.18 kA
Result	Test passed

Power-frequency withstand voltage

Test voltage setpoint	2 kV
Result	Test passed

Mechanical properties

Mechanical data

Open side panel	Yes
-----------------	-----

Mechanical tests

Mechanical strength

Result	Test passed
--------	-------------

Attachment on the carrier

DIN rail/fixing support	NS 35
Test force setpoint	1 N
Result	Test passed

QTC 1,5 - Feed-through terminal block



3205019

<https://www.phoenixcontact.com/us/products/3205019>

Test for conductor damage and slackening

Rotation speed	10 rpm
Revolutions	135
Conductor cross-section/weight	0.25 mm ² / 0.2 kg 1.5 mm ² / 0.4 kg
Result	Test passed

Environmental and real-life conditions

Needle-flame test

Time of exposure	30 s
Result	Test passed

Oscillation/broadband noise

Specification	DIN EN 50155 (VDE 0115-200):2008-03
Spectrum	Long life test category 1, class B, body mounted
Frequency	f ₁ = 5 Hz to f ₂ = 150 Hz
ASD level	1.857 (m/s ²)/Hz
Acceleration	0.8g
Test duration per axis	5 h
Test directions	X-, Y- and Z-axis
Result	Test passed

Shocks

Specification	DIN EN 50155 (VDE 0115-200):2008-03
Pulse shape	Half-sine
Acceleration	5g
Shock duration	30 ms
Number of shocks per direction	3
Test directions	X-, Y- and Z-axis (pos. and neg.)
Result	Test passed

Ambient conditions

Ambient temperature (operation)	-60 °C ... 110 °C (Operating temperature range incl. self-heating; for max. short-term operating temperature, see RTI Elec.)
Ambient temperature (storage/transport)	-25 °C ... 60 °C (for a short time, not exceeding 24 h, -60 °C to +70 °C)
Ambient temperature (assembly)	-5 °C ... 70 °C
Ambient temperature (actuation)	-5 °C ... 70 °C
Permissible humidity (operation)	20 % ... 90 %
Permissible humidity (storage/transport)	30 % ... 70 %

Standards and regulations

Connection in acc. with standard	IEC 60947-7-1
----------------------------------	---------------

Mounting

QTC 1,5 - Feed-through terminal block



3205019

<https://www.phoenixcontact.com/us/products/3205019>

Mounting type	NS 35/7,5
	NS 35/15

QTC 1,5 - Feed-through terminal block

3205019

<https://www.phoenixcontact.com/us/products/3205019>



Drawings

Circuit diagram



QTC 1,5 - Feed-through terminal block





3205019


<https://www.phoenixcontact.com/us/products/3205019>


Approvals

To download certificates, visit the product detail page: <https://www.phoenixcontact.com/us/products/3205019>

 CSA Approval ID: 2030668				
	Nominal voltage U_N	Nominal current I_N	Cross section AWG	Cross section mm^2
B	600 V	10 A	24 - 16	-
C	600 V	10 A	24 - 16	-


 EAC Approval ID: RU C-DE.BL08.B.00539				
---	--	--	--	--

 cULus Recognized Approval ID: E60425				
	Nominal voltage U_N	Nominal current I_N	Cross section AWG	Cross section mm^2
B	600 V	10 A	24 - 16	-
C	600 V	10 A	24 - 16	-

 ClassNK Approval ID: 09 ME 139				
--	--	--	--	--

ABS Approval ID: 22-2196825-PDA				
---	--	--	--	--

DNV Approval ID: TAE000014H				
---------------------------------------	--	--	--	--

 IECEx Approval ID: IECExKIWA19.0011U				
	Nominal voltage U_N	Nominal current I_N	Cross section AWG	Cross section mm^2
keine	550 V	16.5 A	-	0.25 - 1.5

 ATEX Approval ID: KIWA19ATEX0019U				
---	--	--	--	--

QTC 1,5 - Feed-through terminal block



3205019

<https://www.phoenixcontact.com/us/products/3205019>

	Nominal voltage U_N	Nominal current I_N	Cross section AWG	Cross section mm^2
keine				
Type examination certificate	550 V	16.5 A	-	0.25 - 1.5



CCC

Approval ID: 2020322313000625



UKCA-EX

Approval ID: CSAE 22UKEX1429U

QTC 1,5 - Feed-through terminal block



3205019

<https://www.phoenixcontact.com/us/products/3205019>

Classifications

ECLASS

ECLASS-13.0	27250101
ECLASS-15.0	27250101

ETIM

ETIM 9.0	EC000897
----------	----------

UNSPSC

UNSPSC 21.0	39121400
-------------	----------

QTC 1,5 - Feed-through terminal block



3205019

<https://www.phoenixcontact.com/us/products/3205019>

Environmental product compliance

EU RoHS

Fulfills EU RoHS substance requirements	Yes, No exemptions
---	--------------------

China RoHS

Environment friendly use period (EFUP)	EFUP-E
	No hazardous substances above the limits

EU REACH SVHC

REACH candidate substance (CAS No.)	No substance above 0.1 wt%
-------------------------------------	----------------------------

Phoenix Contact 2025 © - all rights reserved
<https://www.phoenixcontact.com>

Phoenix Contact USA
586 Fulling Mill Road
Middletown, PA 17057, United States
(+717) 944-1300
info@phoenixcon.com