

MT 1,5-TWIN-PE - Protective conductor terminal block



3001705

<https://www.phoenixcontact.com/us/products/3001705>

Please be informed that the data shown in this PDF document is generated from our online catalog. Please find the complete data in the user documentation. Our general terms of use for downloads are valid.



Protective conductor terminal block, When aligning with a feed-through terminal block of the same shape, an end cover must be interposed for insulation voltages of > 320 V, number of connections: 3, connection method: Screw connection, 1 level, cross section: 0.14 mm² - 1.5 mm², mounting type: NS 15, color: green-yellow

Your advantages

- Low contact resistance
- Corrosion-free terminal points
- Green-yellow housing
- Captive terminal block screws

Commercial data

Item number	3001705
Packing unit	50 pc
Minimum order quantity	50 pc
Sales key	BE12
Product key	BE1261
GTIN	4017918107215
Weight per piece (including packing)	4.004 g
Weight per piece (excluding packing)	3.9 g
Customs tariff number	85369010
Country of origin	TR

MT 1,5-TWIN-PE - Protective conductor terminal block



3001705

<https://www.phoenixcontact.com/us/products/3001705>

Technical data

Notes

General	When aligning with a feed-through terminal block of the same shape, an end cover must be interposed for insulation voltages of > 320 V
---------	--

Product properties

Product type	Ground terminal block
Number of connections	3
Number of rows	2

Insulation characteristics

Overvoltage category	III
Degree of pollution	3

Electrical properties

Rated surge voltage	4 kV
Maximum power dissipation for nominal condition	0.56 W

Connection data

Number of connections per level	3
Nominal cross section	1.5 mm ²

1 level

Connection method	Screw connection
Screw thread	M2
Note	Please observe the current carrying capacity of the DIN rails.
Tightening torque	0.22 ... 0.25 Nm
Stripping length	6 mm
Internal cylindrical gage	A1
Connection in acc. with standard	IEC 60947-7-2
Conductor cross-section rigid	0.14 mm ² ... 1.5 mm ²
Cross section AWG	26 ... 16 (converted acc. to IEC)
Conductor cross-section flexible	0.14 mm ² ... 1.5 mm ²
Conductor cross-section, flexible [AWG]	26 ... 16 (converted acc. to IEC)
Conductor cross-section flexible (ferrule without plastic sleeve)	0.25 mm ² ... 0.75 mm ²
Flexible conductor cross-section (ferrule with plastic sleeve)	0.25 mm ² ... 0.75 mm ²

Dimensions

Width	4.2 mm
Height	28 mm
Depth on NS 15	30 mm

Material specifications

MT 1,5-TWIN-PE - Protective conductor terminal block



3001705

<https://www.phoenixcontact.com/us/products/3001705>

Color	green-yellow
Flammability rating according to UL 94	V0
Insulating material group	I
Insulating material	PA
Static insulating material application in cold	-60 °C
Temperature index of insulation material (DIN EN 60216-1 (VDE 0304-21))	130 °C
Relative insulation material temperature index (Elec., UL 746 B)	130 °C
Fire protection for rail vehicles (DIN EN 45545-2) R22	HL 1 - HL 3
Fire protection for rail vehicles (DIN EN 45545-2) R23	HL 1 - HL 3
Fire protection for rail vehicles (DIN EN 45545-2) R24	HL 1 - HL 3
Fire protection for rail vehicles (DIN EN 45545-2) R26	HL 1 - HL 3
Calorimetric heat release NFPA 130 (ASTM E 1354)	28 MJ/kg
Surface flammability NFPA 130 (ASTM E 162)	passed
Specific optical density of smoke NFPA 130 (ASTM E 662)	passed
Smoke gas toxicity NFPA 130 (SMP 800C)	passed

Mechanical properties

Mechanical data

Open side panel	No
-----------------	----

Environmental and real-life conditions

Ambient conditions

Ambient temperature (operation)	-60 °C ... 110 °C (Operating temperature range incl. self-heating; for max. short-term operating temperature, see RTI Elec.)
Ambient temperature (storage/transport)	-25 °C ... 60 °C (for a short time, not exceeding 24 h, -60 °C to +70 °C)
Ambient temperature (assembly)	-5 °C ... 70 °C
Ambient temperature (actuation)	-5 °C ... 70 °C
Permissible humidity (operation)	20 % ... 90 %
Permissible humidity (storage/transport)	30 % ... 70 %

Standards and regulations

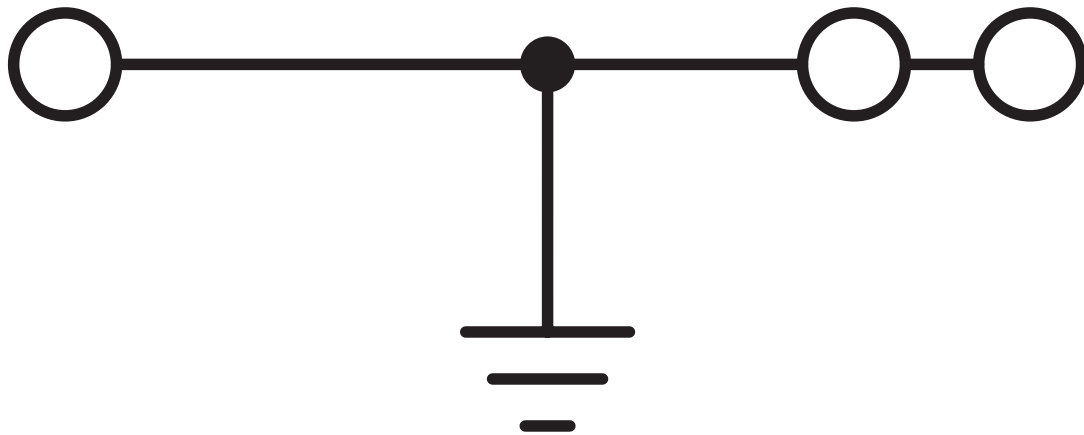
Connection in acc. with standard	IEC 60947-7-2
----------------------------------	---------------

Mounting

Mounting type	NS 15
---------------	-------

Drawings

Circuit diagram



MT 1,5-TWIN-PE - Protective conductor terminal block





3001705


<https://www.phoenixcontact.com/us/products/3001705>

Approvals

To download certificates, visit the product detail page: <https://www.phoenixcontact.com/us/products/3001705>

 CSA Approval ID: 13631				
	Nominal voltage U_N	Nominal current I_N	Cross section AWG	Cross section mm^2
keine				
	-	-	28 - 14	-

 EAC Approval ID: KZ7500651131219505				
---	--	--	--	--

 cULus Recognized Approval ID: E60425				
	Nominal voltage U_N	Nominal current I_N	Cross section AWG	Cross section mm^2
B				
	-	-	30 - 14	-
F				
	-	-	30 - 14	-
D				
	-	-	30 - 14	-

CCA Approval ID: NTR-NL 4241				
	Nominal voltage U_N	Nominal current I_N	Cross section AWG	Cross section mm^2
keine				
	-	-	-	- 1.5

 BV Approval ID: 07774/E0 BV				
---	--	--	--	--

DNV Approval ID: TAE00001CT				
---------------------------------------	--	--	--	--

MT 1,5-TWIN-PE - Protective conductor terminal block



3001705

<https://www.phoenixcontact.com/us/products/3001705>

Classifications

ECLASS

ECLASS-13.0	27250103
ECLASS-15.0	27250103

ETIM

ETIM 9.0	EC000901
----------	----------

UNSPSC

UNSPSC 21.0	39121400
-------------	----------

MT 1,5-TWIN-PE - Protective conductor terminal block



3001705

<https://www.phoenixcontact.com/us/products/3001705>

Environmental product compliance

EU RoHS

Fulfills EU RoHS substance requirements	Yes, No exemptions
---	--------------------

China RoHS

Environment friendly use period (EFUP)	EFUP-E
	No hazardous substances above the limits

EU REACH SVHC

REACH candidate substance (CAS No.)	No substance above 0.1 wt%
-------------------------------------	----------------------------

Phoenix Contact 2025 © - all rights reserved
<https://www.phoenixcontact.com>

Phoenix Contact USA
586 Fulling Mill Road
Middletown, PA 17057, United States
(+717) 944-1300
info@phoenixcon.com