

# PSR-SCP-24DC/ESD/5X1/1X2/300 - Safety relays



2981428

<https://www.phoenixcontact.com/us/products/2981428>

Please be informed that the data shown in this PDF document is generated from our online catalog. Please find the complete data in the user documentation. Our general terms of use for downloads are valid.



Safety relay for emergency stop and safety door monitoring up to SIL 3 or Cat. 4, PL e (EN ISO 13849), one- or two-channel operation, automatic or manual activation, 3 N/O contacts, 1 N/C contact, 2 N/O contacts with dropout delay of 0.2 s ... 300 s, plug-in screw terminal block

## Your advantages

- Maximum of 3 undelayed and 2 dropout delay contacts
- Manually monitored and automatic activation
- Up to Cat. 3/4 and PL d/e in accordance with EN ISO 13849-1, SIL 3 in accordance with EN IEC 62061, SIL 3 in accordance with IEC 61508
- For emergency stop and safety door monitoring, plus evaluation of light grids
- 1- and 2-channel control
- Adjustable delay time of 0.2 s ... 300 s (24 increments)
- Protective labels to prevent manipulation of the set time (PSR-ESD-300) or electronic protection against manipulation (PSR-ESD-30)

## Commercial data

Item number	2981428
Packing unit	1 pc
Minimum order quantity	1 pc
Sales key	DN01
Product key	DNA131
GTIN	4017918975227
Weight per piece (including packing)	430 g
Weight per piece (excluding packing)	424 g
Customs tariff number	85371098
Country of origin	DE

# PSR-SCP-24DC/ESD/5X1/1X2/300 - Safety relays



2981428

<https://www.phoenixcontact.com/us/products/2981428>

## Technical data


















### Product properties

Product type	Safety relays
Product family	PSRclassic
Application	Emergency stop
	Safety door
	Light grid
Control	1 and 2 channel
Mechanical service life	10x 10 <sup>6</sup> cycles
Relay type	Electromechanical relay with force-guided contacts in accordance with IEC/EN 61810-3

### Insulation characteristics

Overvoltage category	III
Degree of pollution	2

### Times

Typical response time	< 70 ms (Monitored/manual start)
	< 600 ms (automatic start)
Typ. starting time with U <sub>s</sub>	< 600 ms (with U <sub>s</sub> / when controlled via A1)
Typical release time	< 20 ms (with U <sub>s</sub> / when controlled via S11/S12 and S21/S22)
	< 20 ms (with U <sub>s</sub> / when controlled via A1)
Delay time range	0.2 s ... 300 s ±                 
Recovery time	< 1 s

### Electrical properties

Nominal operating mode	100% operating factor
Rated insulation voltage	250 V AC
Rated surge voltage/insulation	Basic insulation 4 kV: between all current paths and housing Safe isolation, reinforced insulation 6 kV: between 13/14, 23/24, 33/34, and the remaining current paths between 13/14, 23/24, 33/34 among one another

### Supply

Rated control circuit supply voltage U <sub>s</sub>	24 V DC -15 % / +10 %
Rated control supply current I <sub>s</sub>	typ. 155 mA (at U <sub>s</sub> )
Power consumption at U <sub>s</sub>	typ. 3.72 W
Inrush current	typ. 200 mA (at U <sub>s</sub> )
Filter time	1 ms (in the event of voltage dips at U <sub>s</sub> )
Protective circuit	Serial protection against polarity reversal; Suppressor diode

### Input data

Digital: Logic (S10, S12, S22)

Description of the input	safety-related
--------------------------	----------------

# PSR-SCP-24DC/ESD/5X1/1X2/300 - Safety relays



2981428

<https://www.phoenixcontact.com/us/products/2981428>

Number of inputs	3
Input voltage range "1" signal	20.4 V ... 26.4 V
Inrush current	< 40 mA (with $U_s/I_x$ to S10) < 190 mA (with $U_s/I_x$ to S12) > -60 mA (with $U_s/I_x$ to S22)
Filter time	max. 1.5 ms (Test pulse width of low test pulses) 7.5 ms (Test pulse rate)
Concurrency	$\infty$
Max. permissible overall conductor resistance	approx. 22 $\Omega$ (Input and start circuits at $U_N$ )
Protective circuit	Suppressor diode
Current consumption	< 40 mA (with $U_s/I_x$ to S10) < 50 mA (with $U_s/I_x$ to S12) > -40 mA (with $U_s/I_x$ to S22)

Digital: Start circuit (S34, S35)

Description of the input	non-safety-related
Number of inputs	2
Inrush current	< 40 mA (with $U_s/I_x$ to S34) < 40 mA (with $U_s/I_x$ to S35)
Max. permissible overall conductor resistance	approx. 22 $\Omega$ (Input and start circuits at $U_N$ )
Protective circuit	Suppressor diode
Current consumption	typ. 0 mA (with $U_s/I_x$ to S34) < 5 mA (typ. with $U_s/I_x$ at S35)

## Output data

Relay: Enabling current paths (13/14, 23/24, 33/34, 57/58, 67/68)

Output description	2 N/O contacts each in series, safety-related, floating
Number of outputs	3 (undelayed: 13/14, 23/24, 33/34) 2 (delayed: 57/58, 67/68)
Contact switching type	3 enabling current paths
Contact material	AgSnO <sub>2</sub>
Switching voltage	min. 5 V AC/DC max. 250 V AC/DC (Observe the load curve)
Switching power	min. 50 mW
Inrush current	min. 10 mA max. 20 A ( $\Delta t \leq \text{[symbol]} \mu\text{s}$ , undelayed contacts) max. 8 A (delayed contacts)
Switching capacity	3 A (AC15) 2.5 A (DC13)
Limiting continuous current	6 A (observe derating)
Sq. Total current	55 A <sup>2</sup> (observe derating)
Switching frequency	max. 0.1 Hz
Mechanical service life	10x 10 <sup>6</sup> cycles
Output fuse	10 A gL/gG

# PSR-SCP-24DC/ESD/5X1/1X2/300 - Safety relays



2981428

<https://www.phoenixcontact.com/us/products/2981428>

Relay: Signaling current path (41/42)

Output description	2 N/C contacts parallel, non-safety-related, floating
Number of outputs	1 (undelayed)
Contact material	AgSnO <sub>2</sub>
Switching voltage	min. 5 V AC/DC max. 250 V AC/DC
Switching power	min. 50 mW
Inrush current	max. 20 A ( $\leq$ 100 ms)
Switching capacity	3 A (AC15) 2.5 A (DC13)
Limiting continuous current	6 A (observe derating)
Sq. Total current	55 A <sup>2</sup> (observe derating)
Switching frequency	max. 0.1 Hz
Output fuse	6 A (gL/gG)

## Connection data

Connection technology

pluggable	yes
-----------	-----

Conductor connection

Connection method	Screw connection
Conductor cross-section rigid	0.2 mm <sup>2</sup> ... 2.5 mm <sup>2</sup>
Conductor cross-section flexible	0.2 mm <sup>2</sup> ... 2.5 mm <sup>2</sup>
Conductor cross-section AWG	24 ... 12
Stripping length	7 mm
Screw thread	M3
Tightening torque	0.5 Nm ... 0.6 Nm

## Signaling

Status display	4 x LED (green)
Operating voltage display	1 x LED (green)

## Dimensions

Width	45 mm
Height	99 mm
Depth	114.5 mm

## Material specifications

Color (Housing)	yellow (RAL 1018)
Housing material	PA

## Characteristics

Safety data

Stop category	0
---------------	---

# PSR-SCP-24DC/ESD/5X1/1X2/300 - Safety relays



2981428

<https://www.phoenixcontact.com/us/products/2981428>

	1
Safety data: EN ISO 13849	
Category	4 (Undelayed contacts)
	3 (delayed contacts)
Performance level (PL)	e (Undelayed contacts)
	d (delayed contacts)
Safety data: IEC 61508 - High demand	
Safety Integrity Level (SIL)	3 (for delayed contacts SIL 2)
Safety data: IEC 61508 - Low demand	
Safety Integrity Level (SIL)	3 (for delayed contacts SIL 2)
Safety data: EN IEC 62061	
Safety Integrity Level (SIL)	3 (Undelayed contacts)
	2 (delayed contacts)

## Environmental and real-life conditions

### Ambient conditions

Degree of protection	IP20
Min. degree of protection of inst. location	IP54
Ambient temperature (operation)	-20 °C ... 55 °C (observe derating)
Ambient temperature (storage/transport)	-40 °C ... 70 °C
Maximum altitude	≤ 2000 m (Above sea level)
Max. permissible humidity (storage/transport)	75 % (on average, 85% infrequently, non-condensing)
Max. permissible relative humidity (operation)	75 % (on average, 85% infrequently, non-condensing)
Shock	15g
Vibration (operation)	10 Hz ... 150 Hz, 2g

## Approvals

### CE

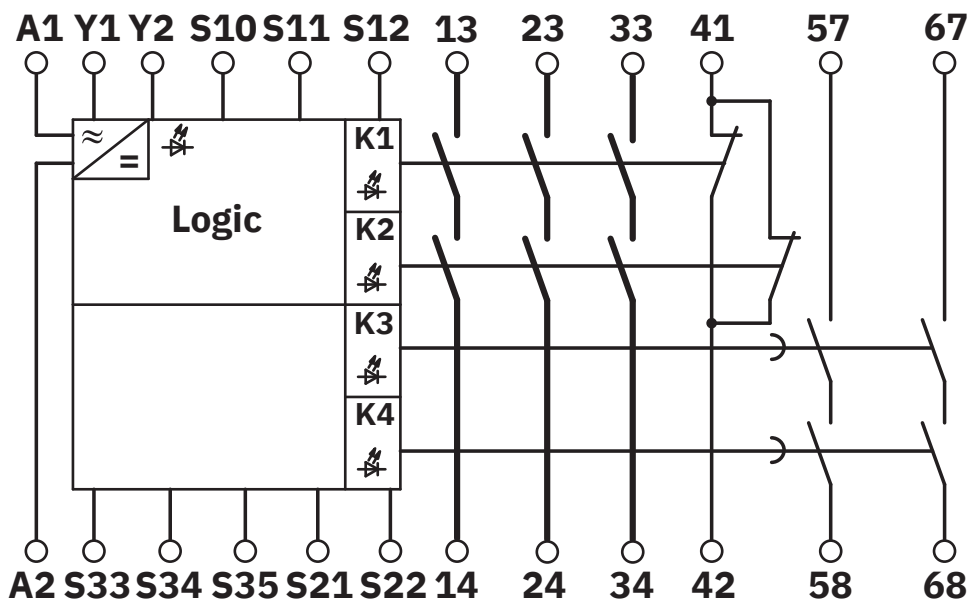
Identification	CE-compliant
----------------	--------------

## Mounting

Mounting type	DIN rail mounting
Mounting position	any

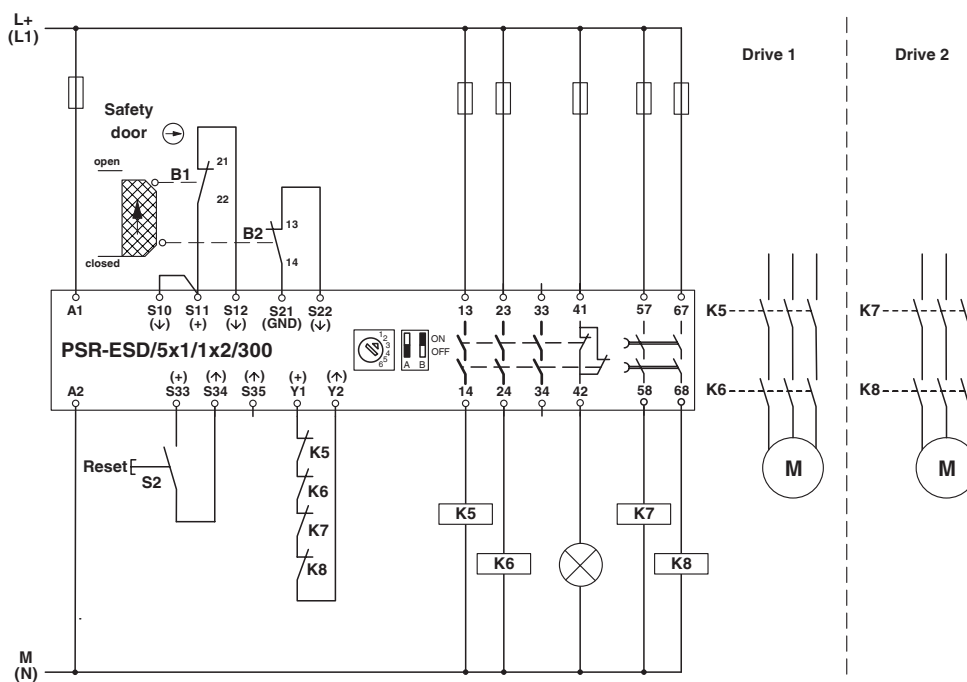
## Drawings

Circuit diagram



Block diagram

Circuit diagram



Two-channel safety door monitoring

# PSR-SCP-24DC/ESD/5X1/1X2/300 - Safety relays



2981428

<https://www.phoenixcontact.com/us/products/2981428>

## Approvals

🔗 To download certificates, visit the product detail page: <https://www.phoenixcontact.com/us/products/2981428>



**cULus Listed**

Approval ID: E140324



**Functional Safety**

Approval ID: 01/205/5347.04/23

# PSR-SCP-24DC/ESD/5X1/1X2/300 - Safety relays



2981428

<https://www.phoenixcontact.com/us/products/2981428>

## Classifications

### ECLASS

ECLASS-13.0	27371819
ECLASS-15.0	27371819

### ETIM

ETIM 8.0	EC001449
----------	----------

### UNSPSC

UNSPSC 21.0	39122200
-------------	----------



## Environmental product compliance

### EU RoHS

Fulfills EU RoHS substance requirements	Yes
Exemption	7(a), 7(c)-I

### China RoHS

Environment friendly use period (EFUP)	EFUP-50
	An article-related China RoHS declaration table can be found in the download area for the respective article under "Manufacturer declaration". For all articles with EFUP-E, no China RoHS declaration table issued and required.

### EU REACH SVHC

REACH candidate substance (CAS No.)	Lead(CAS: 7439-92-1)
SCIP	ca5a2a67-a45c-4a19-95d5-8784c790051e

### EF3.0 Climate Change

CO2e kg	9.95 kg CO2e
---------	--------------